

RESOLUTION NO. 2016-133

WHEREAS, on September 15, 2016 the Board of County Commissioners of Nassau County, Florida, held a public hearing on the tentative budget and the proposed millage rate pursuant to Section 200.065, Florida Statutes, for the Fiscal Year from October 1, 2016 to September 30, 2017.

WHEREAS, on September 26, 2016 the Board of County Commissioners of Nassau County, Florida, held a public meeting to finalize the 2016-2017 Budget to adopt the millage rate pursuant to Section 200.065, Florida Statutes.

BE IT THEREFORE RESOLVED that the Board of County Commissioners of Nassau County, Florida, in Regular Session duly assembled on the 26th day of September, 2016 hereby adopts the following millage rates individually for the Fiscal Year from October 1, 2016 to September 30, 2017:

GENERAL FUND	5.9768
COUNTY TRANSPORTATION	0.5902
TOTAL COUNTY WIDE MILLAGE	6.5670
MUNICIPAL SERVICE TAXING UNIT	1.6694
AMELIA ISLAND BEACH RENOURISHMENT MSTU	0.1021
REC & WATER CONSERVATION DIST. 1	<u>0.0000</u>
TOTAL MILLAGE	8.3385

The Fiscal Year 2016-2017 County Wide operating millage rate, excluding special districts is 6.5670 mills, which is more than the rolled back rate of 6.3145 mills by 4.00 percent.

The Fiscal Year 2016-2017 Municipal Service Taxing Unit operating millage rate is 1.6694 mills, which is more than the rolled back rate of 1.6080 mills by 3.82 percent.

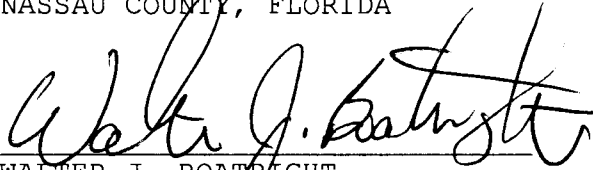
The Fiscal Year 2016-2017 Nassau County Recreation and Water Conservation and Control District 1 operating millage is 0.0000 mills. There was no tax levied in Fiscal Year 2015-2016.

The Fiscal Year 2016-2017 Amelia Island Beach Renourishment MSTU operating millage rate is 0.1021 mills, which is newly established; therefore, the rolled back rate is 0.0000 mills and a percentage increase cannot be calculated.

The Fiscal Year 2016-2017 Total County Aggregate operating millage rate is 7.8271 mills, which is more than the rolled back rate of 7.4827 mills by 4.60 percent.

ADOPTED this 26th day of September, 2016.


BOARD OF COUNTY COMMISSIONERS
NASSAU COUNTY, FLORIDA


WALTER J. BOATRIGHT
Its: Chair

ATTEST AS TO CHAIRMAN'S
SIGNATURE:


JOHN A. CRAWFORD
Its: Ex-Officio Clerk

Approved as to form by the
Nassau County Attorney:


MICHAEL S. MULLIN

MES
09-28-16

RESOLUTION NO. 2016-134

WHEREAS, on September 15, 2016 the Board of County Commissioners of Nassau County, Florida held a public hearing on the tentative budget and the proposed millage rate pursuant to Section 200.065, Florida Statutes, for the Fiscal Year from October 1, 2016 to September 30, 2017.

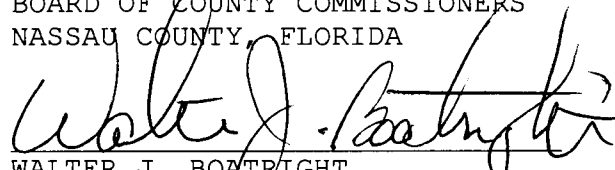
WHEREAS, on September 26, 2016 the Board of County Commissioners of Nassau County, Florida, held a public meeting to finalize the 2016-2017 Budget to adopt the millage rate pursuant to Section 200.065, Florida Statutes.

BE IT THEREFORE RESOLVED that the Board of County Commissioners of Nassau County, Florida in Regular Session duly assembled on the 26th day of September, 2016 hereby adopts the following budgets as stated below for the Fiscal Year from October 1, 2016 to September 30, 2017:

County Wide excluding dependent districts	\$ 172,575,562
Municipal Service Taxing Unit	\$ 15,979,485
Amelia Island Beach Renourishment MSTU	\$ 312,000
Recreation & Water Conservation Dist. 1	\$ 0
TOTAL BUDGET	\$ <u>188,867,047</u>


ADOPTED this 26th day of September, 2016.

BOARD OF COUNTY COMMISSIONERS
NASSAU COUNTY, FLORIDA


WALTER J. BOATRIGHT

Its: Chair


ATTEST AS TO CHAIRMAN'S
SIGNATURE:



JOHN A. CRAWFORD
Its: Ex-Officio Clerk

MES
09-28-16

Approved as to form by the
Nassau County Attorney:



MICHAEL S. MULLIN

FY 16/17

FINAL BUDGET

**AD VALOREM
TAXING FUNDS SUMMARY**

FY 2016-2017 BUDGET REQUEST
SUMMARY

AD VALOREM TAXING FUNDS

	Object	FY 2016-2017 Requested	FY 2015-2016 Original Budget	FY 2014-2015 Original Budget	FY 2013-2014 Original Budget	FY 2012-2013 Original Budget
TOTAL REVENUES (External)	3xxxxx	25,563,147	20,541,208	19,109,442	19,655,979	21,112,470
Expenditures						
Regular Salaries w/ Step&COLA	512xxx	15,189,463	13,874,773	12,996,271	12,783,404	12,762,759
Other Salaries	513xxx	38,375	57,895	39,795	34,795	41,505
Garcia-F/R ONLY	514002	743,936	713,522	665,095	639,282	633,926
Overtime	514000	1,819,028	1,736,460	1,706,596	1,591,845	1,578,592
Education Pays-F/R ONLY	515000	21,120	18,600	18,000	17,280	16,560
FICA Taxes	521010	1,098,343	1,015,732	953,657	931,377	929,307
Medicare	521020	258,274	237,821	223,673	218,466	217,564
Retirement (FRS)	522000	2,827,820	2,592,859	2,249,111	2,055,437	1,624,439
Life & Health Insurance	523010	5,205,902	4,837,151	4,462,550	4,359,168	4,566,032
Workers' Compensation	524010	1,079,418	1,020,943	1,071,816	1,020,344	974,101
Unemployment Compensation	525000	-	-	5,000	10,145	85,225
Total Personal Services		28,281,679	26,105,756	24,391,564	23,661,543	23,430,010
Professional Services	531000	1,659,755	945,875	868,185	892,963	1,068,216
Contractual Services	534000	586,172	366,222	371,334	602,370	595,008
Travel & Per Diem	540000	70,581	56,632	58,852	57,519	49,940
Communications	541000	554,360	496,012	471,561	461,982	451,581
Postage	542000	49,453	56,188	61,260	58,540	59,061
Utility Services	543000	831,716	722,285	719,383	771,919	723,422
Rentals & Leases	544000	246,682	192,971	192,622	193,544	200,413
Insurance	545000	673,341	655,426	629,837	638,946	622,311
Repairs & Maintenance	546000	4,495,081	3,173,836	2,039,024	2,310,545	1,602,572
Printing & Binding	547000	37,440	24,475	22,365	30,133	28,267
Promotional Activities	548000	3,600	-	-	-	-
Other Current Chrgs & Oblig	549000	2,447,128	2,259,309	2,342,624	1,901,283	2,090,889
Office Supplies	551000	34,750	32,813	34,598	35,874	36,306
Operating Supplies	552000	1,453,073	1,454,155	1,400,134	1,317,410	1,258,543
Equipment less than \$750	552640	71,675	204,648	51,414	64,249	39,125
Software	552646	11,874	9,654	13,906	21,663	4,370
Materials & Supply-R&B ONLY	553010	320,000	320,000	330,000	300,000	350,000
Books, Dues & Subscrpts	554000	106,460	95,772	86,628	96,030	72,722
Training	555000	137,643	102,714	81,851	86,059	67,932
Total Operating		13,790,784	11,168,987	9,775,578	9,841,029	9,320,678
Permits	562113	-	-	-	-	-
Buildings (Already Approved)	562xxx	2,104,352	454,950	-	762,382	1,135,351
Improvements (Already Approved)	563xxx	853,275	407,498	576,402	1,283,444	1,091,495
Equipment \$750 to \$4999	564000	89,774	277,936	21,538	84,985	65,409
Equipment greater than \$5000	564001	2,694,620	2,943,475	2,003,188	221,997	2,642,891
Books and Library Materials	566xxx	106,575	105,000	100,847	102,037	89,517
Total Capital (Equipment)		5,848,596	4,188,859	2,701,975	2,454,845	5,024,663
Debt Service	57xxxx	2,870,481	2,873,881	2,335,350	2,387,950	2,322,425
Grants & Aids	58xxxx	2,019,411	1,983,076	2,327,021	1,959,874	1,924,074
Other Uses	59xxxx	46,885,696	42,516,505	40,366,955	37,975,776	36,942,884
Total Debt Service, Grants & Other		51,775,588	47,373,462	45,029,326	42,323,600	41,189,383
TOTAL EXPENDITURES		99,696,647	88,837,064	81,898,442	78,281,017	78,964,733
Dept Expenditures minus Dept Revenues		74,133,500	68,295,856	62,789,000	58,625,038	57,852,263
AD VALOREM		53,537,422	50,561,088	47,976,870	40,023,845	40,114,140
OTHER GOVERNMENT SOURCES (estimated)		11,481,924	9,559,036	8,975,323	8,628,246	9,002,636
TRANSFER - ONE CENT USED FOR OPERATIONS		9,114,154	5,861,493	5,481,989	5,254,800	6,401,800
RESERVES USED FOR OPERATIONS		-	2,314,239	354,818	4,718,147	2,333,687
		74,133,500	68,295,856	62,789,000	58,625,038	57,852,263

**FY 2016-2017 BUDGET REQUEST
SUMMARY
BOCC DEPARTMENTS**

		FY 2016-2017	FY 2015-2016	FY 2014-2015	FY 2013-2014	FY 2012-2013
	Object	Requested	Original Budget	Original Budget	Original Budget	Original Budget
TOTAL REVENUES (External)	3xxxxx	8,543,021	5,534,071	4,224,806	5,928,600	8,318,311
Expenditures						
Regular Salaries	512xxx	15,170,545	13,874,773	12,996,271	12,783,404	12,762,759
Other Salaries	513xxx	38,375	57,895	39,795	34,795	41,505
Garcia-F/R ONLY	514002	743,936	713,522	665,095	639,282	633,926
Overtime	514000	1,819,028	1,736,460	1,706,596	1,591,845	1,578,592
Education Pays-F/R ONLY	515000	21,120	18,600	18,000	17,280	16,560
FICA Taxes	521010	1,097,171	1,015,732	953,657	931,377	929,307
Medicare	521020	258,000	237,821	223,673	218,466	217,564
Retirement (FRS)	522000	2,826,398	2,592,859	2,249,111	2,055,437	1,624,439
Life & Health Insurance	523010	3,192,467	2,964,980	2,732,189	2,695,657	2,789,852
Workers' Compensation	524010	785,509	722,200	738,932	686,853	638,561
Unemployment Compensation	525000	-	-	5,000	10,145	85,225
Total Personal Services		25,952,549	23,934,842	22,328,319	21,664,541	21,318,290
Professional Services	531000	1,395,862	733,567	632,155	729,964	848,216
Contractual Services	534000	502,733	282,783	287,895	304,201	297,339
Travel & Per Diem	540000	70,581	56,632	58,852	56,007	49,940
Communications	541000	552,794	495,328	470,877	448,262	450,751
Postage	542000	28,953	23,308	28,380	25,660	26,233
Utility Services	543000	810,716	701,285	698,383	698,419	702,422
Rentals & Leases	544000	246,682	192,971	192,622	188,317	197,678
Insurance	545000	565,891	545,345	526,881	538,668	519,623
Repairs & Maintenance	546000	4,473,541	3,149,836	2,015,024	2,282,729	1,581,072
Printing & Binding	547000	24,510	20,475	22,340	30,133	28,211
Promotional Activities	548000	3,600	-	-	-	-
Other Current Chrgs & Oblig	549000	618,473	409,787	460,014	420,223	379,083
Office Supplies	551000	34,650	32,615	34,425	35,750	35,900
Operating Supplies	552000	1,453,073	1,454,155	1,400,134	1,314,410	1,258,043
Equipment less than \$750	552640	71,675	204,648	51,414	64,249	39,125
Software	552646	11,874	9,654	13,906	21,663	4,370
Materials & Supply-R&B ONLY	553010	320,000	320,000	330,000	300,000	350,000
Books, Dues & Subscriptions	554000	106,460	95,772	86,628	93,335	72,722
Training	555000	137,643	102,714	81,851	85,559	57,932
Total Operating		11,429,711	8,830,875	7,391,781	7,637,549	6,898,660
Permits	562113	-	-	-	-	-
Buildings (Already Approved)	562xxx	2,104,352	454,950	-	762,382	1,135,351
Improvements (Already Approved)	563xxx	846,971	258,622	557,775	1,250,417	992,468
Equipment \$750 to \$4999	564000	89,774	277,936	21,538	84,985	65,409
Equipment greater than \$5000	564001	2,694,620	2,943,475	2,003,188	221,997	2,642,891
Books & Materials-Library ONLY	566xxx	106,575	105,000	100,847	102,037	89,517
Total Capital		5,842,292	4,039,983	2,683,348	2,421,818	4,925,636
Debt Service	57xxxx	550,731	550,731	-	-	-
Grants & Aids	58xxxx	-	-	350,000	-	-
Other Uses	59xxxx	101,537	101,387	102,087	102,087	99,587
Total Debt Service, Grants & Other		652,268	652,118	452,087	102,087	99,587
TOTAL EXPENDITURES		43,876,820	37,457,818	32,855,535	31,825,995	33,242,173
Dept Expenditures minus Dept Revenues		35,333,799	31,923,747	28,630,729	25,897,395	24,923,862

**FY 2016-2017 BUDGET REQUEST
DEPARTMENT SUMMARY
CONSTITUTIONAL OFFICERS (Ad Valorem Taxing Funds)**

		FY 2016-2017	FY 2015-2016	FY 2014-2015	FY 2013-2014	FY 2012-2013
	Object	Requested	Original Budget	Original Budget	Original Budget	Original Budget
TOTAL REVENUES (External)	3xxxxx	699,695	685,635	559,953	547,310	660,146
Expenditures						
Regular Salaries w/ Step&COLA	512xxx	-	-	-	-	-
Other Salaries	513xxx	-	-	-	-	-
Garcia-F/R ONLY	514002	-	-	-	-	-
Overtime	514000	-	-	-	-	-
Education Pays-F/R ONLY	515000	-	-	-	-	-
FICA Taxes	521010	-	-	-	-	-
Medicare	521020	-	-	-	-	-
Retirement (FRS)	522000	-	-	-	-	-
Life & Health Insurance	523010	2,011,867	1,872,171	1,730,361	1,663,511	1,776,180
Workers' Compensation	524010	283,517	288,743	322,884	322,491	324,540
Unemployment Compensation	525000	-	-	-	-	-
Total Personal Services		2,295,384	2,160,914	2,053,245	1,986,002	2,100,720
Professional Services	531000	-	-	-	-	-
Contractual Services	534000	-	-	-	-	-
Travel & Per Diem	540000	-	-	-	-	-
Communications	541000	1,566	684	684	720	830
Postage	542000	20,500	32,880	32,880	32,880	32,828
Utility Services	543000	-	-	-	-	-
Rentals & Leases	544000	-	-	-	2,735	2,735
Insurance	545000	78,250	81,615	74,490	70,390	68,400
Repairs & Maintenance	546000	12,540	15,000	15,000	15,000	10,000
Printing & Binding	547000	12,930	4,000	25	-	56
Promotional Activities	548000	-	-	-	-	-
Other Current Chrgs & Oblig	549000	348,281	351,275	445,500	432,052	505,491
Office Supplies	551000	100	198	173	124	406
Operating Supplies	552000	-	-	-	-	400
Equipment less than \$750	552640	-	-	-	-	-
Software	552646	-	-	-	-	-
Materials & Supply-R&B ONLY	553010	-	-	-	-	-
Books, Dues & Subscrptns	554000	-	-	-	-	-
Training	555000	-	-	-	-	-
Total Operating		474,167	485,652	568,752	553,901	621,146
Permits	562113	-	-	-	-	-
Buildings (Already Approved)	562xxx	-	-	-	-	-
Improvements (Already Approved)	563xxx	-	-	-	-	-
Equipment \$750 to \$4999	564000	-	-	-	-	-
Equipment greater than \$5000	564001	-	-	-	-	-
Books and Library Materials	566xxx	-	-	-	-	-
Total Capital		-	-	-	-	-
Debt Service	57xxxx	-	-	-	-	-
Grants & Aids	58xxxx	-	-	-	-	-
Other Uses	59xxxx	26,750,965	25,582,340	24,075,036	23,256,488	21,665,416
Total Debt Service, Grants & Other		26,750,965	25,582,340	24,075,036	23,256,488	21,665,416
TOTAL EXPENDITURES		29,520,516	28,228,906	26,697,033	25,796,391	24,387,282
Dept Expenditures minus Dept Revenues		28,820,821	27,543,271	26,137,080	25,249,081	23,727,136

FY 2016-2017 BUDGET REQUEST
SUMMARY

ELECTIVE EXPENDITURES

		FY 2016-2017	FY 2015-2016	FY 2014-2015	FY 2013-2014	FY 2012-2013
	Object	Requested	Original Budget	Original Budget	Original Budget	Original Budget
TOTAL REVENUES (External)	3xxxxx	2,232,900	2,359,601	151,000	901,000	34,700
Expenditures						
Regular Salaries	512xxx	-	-	-	-	-
Other Salaries	513xxx	-	-	-	-	-
Garcia-F/R ONLY	514002	-	-	-	-	-
Overtime	514000	-	-	-	-	-
Education Pays-F/R ONLY	515000	-	-	-	-	-
FICA Taxes	521010	-	-	-	-	-
Medicare	521020	-	-	-	-	-
Retirement (FRS)	522000	-	-	-	-	-
Life & Health Insurance	523010	-	-	-	-	-
Workers' Compensation	524010	10,000	10,000	10,000	11,000	11,000
Unemployment Compensation	525000	-	-	-	-	-
Total Personal Services		10,000	10,000	10,000	11,000	11,000
Professional Services	531000	-	-	-	-	-
Contractual Services	534000	55,000	55,000	55,000	269,230	269,230
Travel & Per Diem	540000	-	-	-	-	-
Communications	541000	-	-	-	-	-
Postage	542000	-	-	-	-	-
Utility Services	543000	21,000	21,000	21,000	21,000	21,000
Rentals & Leases	544000	-	-	-	-	-
Insurance	545000	29,200	28,466	28,466	29,888	34,288
Repairs & Maintenance	546000	-	-	-	-	2,500
Printing & Binding	547000	-	-	-	-	-
Promotional Activities	548000	-	-	-	-	-
Other Current Chrgs & Oblig	549000	270,530	267,030	263,030	7,800	7,300
Office Supplies	551000	-	-	-	-	-
Operating Supplies	552000	-	-	-	-	100
Equipment less than \$750	552640	-	-	-	-	-
Software	552646	-	-	-	-	-
Materials & Supply-R&B ONLY	553010	-	-	-	-	-
Books, Dues & Subscrptns	554000	-	-	-	-	-
Training	555000	-	-	-	-	-
Total Operating		375,730	371,496	367,496	327,918	334,418
Permits	562113	-	-	-	-	-
Buildings (Already Approved)	562xxx	-	-	-	-	-
Improvements (Already Approved)	563xxx	-	-	-	-	-
Equipment \$750 to \$4999	564000	-	-	-	-	-
Equipment greater than \$5000	564001	-	-	-	-	-
Books and Library Materials	566xxx	-	-	-	-	-
Total Capital		-	-	-	-	-
Debt Service	57xxxx	-	-	-	-	-
Grants & Aids	58xxxx	1,896,174	1,895,174	1,893,874	1,893,374	1,906,574
Other Uses	59xxxx	3,735,915	2,362,616	154,015	2,404,015	1,504,015
Total Debt Service, Grants & Other		5,632,089	4,257,790	2,047,889	4,297,389	3,410,589
TOTAL EXPENDITURES		6,017,819	4,639,286	2,425,385	4,636,307	3,756,007
Dept Expenditures minus Dept Revenues		3,784,919	2,279,685	2,274,385	3,735,307	3,721,307

FY 2016-2017 BUDGET REQUEST
SUMMARY

REQUIRED EXPENDITURES

		FY 2016-2017	FY 2015-2016	FY 2014-2015	FY 2013-2014	FY 2012-2013
	Object	Requested	Original Budget	Original Budget	Original Budget	Original Budget
TOTAL REVENUES (External)	3xxxxx	176,180	258,086	185,774	118,538	210,527
Expenditures						
Regular Salaries	512xxx	18,918	-	-	-	-
Other Salaries	513xxx	-	-	-	-	-
Garcia-F/R ONLY	514002	-	-	-	-	-
Overtime	514000	-	-	-	-	-
Education Pays-F/R ONLY	515000	-	-	-	-	-
FICA Taxes	521010	1,172	-	-	-	-
Medicare	521020	274	-	-	-	-
Retirement (FRS)	522000	1,422	-	-	-	-
Life & Health Insurance	523010	1,568	-	-	-	-
Workers' Compensation	524010	392	-	-	-	-
Unemployment Compensation	525000	-	-	-	-	-
Total Personal Services		23,746	-	-	-	-
Professional Services	531000	263,893	212,308	236,030	162,999	220,000
Contractual Services	534000	28,439	28,439	28,439	28,939	28,439
Travel & Per Diem	540000	-	-	-	1,512	-
Communications	541000	-	-	-	13,000	-
Postage	542000	-	-	-	-	-
Utility Services	543000	-	-	-	52,500	-
Rentals & Leases	544000	-	-	-	2,492	-
Insurance	545000	-	-	-	-	-
Repairs & Maintenance	546000	9,000	9,000	9,000	12,816	9,000
Printing & Binding	547000	-	-	-	-	-
Promotional Activities	548000	-	-	-	-	-
Other Current Chrgs & Oblig	549000	1,209,844	1,231,217	1,174,080	1,041,208	1,199,015
Office Supplies	551000	-	-	-	-	-
Operating Supplies	552000	-	-	-	3,000	-
Equipment less than \$750	552640	-	-	-	-	-
Software	552646	-	-	-	-	-
Materials & Supply-R&B ONLY	553010	-	-	-	-	-
Books, Dues & Subscrptns	554000	-	-	-	2,695	-
Training	555000	-	-	-	500	10,000
Total Operating		1,511,176	1,480,964	1,447,549	1,321,661	1,466,454
Permits	562113	-	-	-	-	-
Buildings (Already Approved)	562xxx	-	-	-	-	-
Improvements (Already Approved)	563xxx	6,304	148,876	18,627	33,027	99,027
Equipment \$750 to \$4999	564000	-	-	-	-	-
Equipment greater than \$5000	564001	-	-	-	-	-
Books and Library Materials	566xxx	-	-	-	-	-
Total Capital		6,304	148,876	18,627	33,027	99,027
Debt Service	57xxxx	2,319,750	2,323,150	2,335,350	2,387,950	2,322,425
Grants & Aids	58xxxx	123,237	87,902	83,147	66,500	17,500
Other Uses	59xxxx	57,164	747,162	51,655	52,655	62,655
Total Debt Service, Grants & Other		2,500,151	3,158,214	2,470,152	2,507,105	2,402,580
TOTAL EXPENDITURES		4,041,377	4,788,054	3,936,328	3,861,793	3,968,061
Dept Expenditures minus Dept Revenues		3,865,197	4,529,968	3,750,554	3,743,255	3,757,534

FY 2016-2017 BUDGET REQUEST
SUMMARY
RESERVES

		FY 2016-2017	FY 2015-2016	FY 2014-2015	FY 2013-2014	FY 2012-2013
	Object	Requested	Original Budget	Original Budget	Original Budget	Original Budget
TOTAL REVENUES (External)	3xxxxx	13,911,351	11,703,815	13,987,909	12,160,531	11,888,786
Expenditures						
Regular Salaries	512xxx	-	-	-	-	-
Other Salaries	513xxx	-	-	-	-	-
Garcia-F/R ONLY	514002	-	-	-	-	-
Overtime	514000	-	-	-	-	-
Education Pays-F/R ONLY	515000	-	-	-	-	-
FICA Taxes	521010	-	-	-	-	-
Medicare	521020	-	-	-	-	-
Retirement (FRS)	522000	-	-	-	-	-
Life & Health Insurance	523010	-	-	-	-	-
Workers' Compensation	524010	-	-	-	-	-
Unemployment Compensation	525000	-	-	-	-	-
Total Personal Services		-	-	-	-	-
Professional Services	531000	-	-	-	-	-
Contractual Services	534000	-	-	-	-	-
Travel & Per Diem	540000	-	-	-	-	-
Communications	541000	-	-	-	-	-
Postage	542000	-	-	-	-	-
Utility Services	543000	-	-	-	-	-
Rentals & Leases	544000	-	-	-	-	-
Insurance	545000	-	-	-	-	-
Repairs & Maintenance	546000	-	-	-	-	-
Printing & Binding	547000	-	-	-	-	-
Promotional Activities	548000	-	-	-	-	-
Other Current Chrgs & Oblig	549000	-	-	-	-	-
Office Supplies	551000	-	-	-	-	-
Operating Supplies	552000	-	-	-	-	-
Equipment less than \$750	552640	-	-	-	-	-
Software	552646	-	-	-	-	-
Materials & Supply-R&B ONLY	553010	-	-	-	-	-
Books, Dues & Subscriptns	554000	-	-	-	-	-
Training	555000	-	-	-	-	-
Total Operating		-	-	-	-	-
Permits	562113	-	-	-	-	-
Buildings (Already Approved)	562xxx	-	-	-	-	-
Improvements (Already Approved)	563xxx	-	-	-	-	-
Equipment \$750 to \$4999	564000	-	-	-	-	-
Equipment greater than \$5000	564001	-	-	-	-	-
Books and Library Materials	566xxx	-	-	-	-	-
Total Capital		-	-	-	-	-
Debt Service	57xxxx	-	-	-	-	-
Grants & Aids	58xxxx	-	-	-	-	-
Other Uses	59xxxx	16,240,115	13,723,000	15,984,162	12,160,531	13,611,211
Total Debt Service, Grants & Other		16,240,115	13,723,000	15,984,162	12,160,531	13,611,211
TOTAL EXPENDITURES		16,240,115	13,723,000	15,984,162	12,160,531	13,611,211
Dept Expenditures minus Dept Revenues		2,328,764	2,019,185	1,996,253	-	1,722,425

FY 16/17

FINAL BUDGET

REVENUES

09/28/2016 12:00
6235cwo

BOARD OF COMMISSIONERS
NEXT YEAR / CURRENT YEAR BUDGET ANALYSIS

P 1
bgnyrpts

PROJECTION: 20171 2016/2017 BUDGET

FOR PERIOD 99

ACCOUNTS FOR:

GENERAL FUND	2015 ACTUAL	2016 ORIG BUD	2016 REVISED BUD	2016 ACTUAL	2016 PROJECTION	2017 FINAL	PCT CHANGE
01000000 GENERAL FUND							
01000000 311100	AD VALOREM	-36,509,069.84	-38,835,024.00	-38,835,024.00	-38,540,617.03	.00	-41,118,315.00 5.9%
01000000 311200	DEL AD VAL	-925,295.57	-40,000.00	-40,000.00	-876,022.26	.00	-617,230.00 1443.1%
01000000 331101	CHLD SUPIN	-583.00	-500.00	-500.00	-598.00	.00	-500.00 .0%
01000000 333000	FED-LIEU T	.00	-2,000.00	-2,000.00	.00	.00	.00 -100.0%
01000000 335120	ST REV SHA	-1,207,862.82	-1,117,158.00	-1,117,158.00	-1,245,068.70	.00	-1,241,849.00 11.2%
01000000 335130	LIC-INS AG	-31,345.32	-25,000.00	-25,000.00	-21,100.20	.00	-25,000.00 .0%
01000000 335150	LIC-ALCOHO	-22,728.21	-25,000.00	-24,550.00	-20,799.58	.00	-20,000.00 -20.0%
01000000 335180	1/2C S TAX	-4,248,581.19	-4,100,000.00	-4,100,000.00	-4,199,103.56	.00	-4,745,176.00 15.7%
01000000 336000	PYMT-LIEU	-2,093.43	-1,800.00	-1,800.00	-1,927.69	.00	-1,800.00 .0%
01000000 341300	CS ADM FEE	-500.00	-500.00	-500.00	-461.00	.00	-500.00 .0%
01000000 341840	ST-SALE TX	-117.06	-80.00	-80.00	-147.93	.00	-100.00 25.0%
01000000 361101	INT-BANK	-6,180.38	-100,000.00	-100,000.00	-5,338.27	.00	-120,000.00 20.0%
01000000 361101 BUN01	INT-BANK	.00	.00	.00	-5,529.77	.00	.00 .0%
01000000 361101 BUN02	INT-BANK	-2,542.88	.00	.00	-25,744.45	.00	.00 .0%
01000000 361101 CBC1	INT-BANK	.00	.00	.00	-2,311.25	.00	.00 .0%
01000000 361101 EVRB	INT-BANK	-60,974.29	.00	.00	-44,502.70	.00	.00 .0%
01000000 361101 FFSB1	INT-BANK	-2.93	.00	.00	.00	.00	.00 .0%
01000000 361101 FNB5	INT-BANK	-4,203.21	.00	.00	.00	.00	.00 .0%
01000000 361120	INT-SBA	-.40	.00	.00	.00	.00	.00 .0%
01000000 361161 EVRB5	CD INTERES	-2,474.27	.00	.00	-4,600.69	.00	.00 .0%
01000000 361161 EVRB6	CD INTERES	-26,641.14	.00	.00	-38,481.35	.00	.00 .0%
01000000 361161 EVRB8	CD INTERES	.00	.00	.00	-25,227.44	.00	.00 .0%
01000000 361200	DIVIDEND	-14.50	.00	.00	-15.50	.00	.00 .0%
01000000 361300	INC FV INV	-31,271.57	.00	.00	.00	.00	.00 .0%
01000000 362060	CNTY LEASE	-306.00	-300.00	-300.00	-301.00	.00	-300.00 .0%
01000000 364220	SURPL LAND	-211,400.00	.00	.00	.00	.00	.00 .0%
01000000 364410	SURP EQUIP	.00	.00	.00	-372.00	.00	.00 .0%
01000000 369300	SETTLEMENT	-2,435.07	.00	.00	-21,597.90	.00	.00 .0%
01000000 369900	MISC REV	-14,149.76	.00	.00	-588.68	.00	.00 .0%
01000000 369910	REF PY-EXP	-559,809.88	.00	.00	-54,356.34	.00	.00 .0%
01000000 381090	TI-1 CENT	-593,538.00	-2,936,842.00	-2,936,842.00	-2,936,842.00	.00	-2,581,331.00 -12.1%
01000000 381450	TI-B,Z & P	-92,170.00	-92,170.00	-92,170.00	-92,170.00	.00	-161,744.00 75.5%
01000000 386201 CLERK	RES EQ-CLK	-26,519.94	-20,000.00	-20,000.00	.00	.00	-20,000.00 .0%
01000000 386401 SHERF	RES EQ-SHE	-379,360.56	-25,000.00	-25,000.00	.00	.00	-25,000.00 .0%
01000000 386601 PROPA	RES EQ-P/A	-108,531.00	-135,000.00	-135,000.00	.00	.00	-115,000.00 -14.8%
01000000 386701 TAXCO	RES EQ-T/C	-310,558.69	-100,000.00	-100,000.00	.00	.00	-100,000.00 .0%
01000000 386801 SOE	RES EQ-SOE	-130,878.51	-50,000.00	-50,000.00	.00	.00	-50,000.00 .0%
01000000 399100	CASH FWD	.00	-658,435.00	-658,435.00	.00	.00	.00 -100.0%
01000000 399100 FRP	CASH FWD	.00	-8,217.00	-8,217.00	.00	.00	.00 -100.0%
TOTAL GENERAL FUND		-45,512,139.42	-48,273,026.00	-48,272,576.00	-48,163,825.29	.00	-50,943,845.00 5.5%
01001511 BOARD OF CO COMMISSIONERS							
01001511 381040	TI-MUNICIP	-24,152.00	-24,152.00	-24,152.00	-24,152.00	.00	-24,152.00 .0%

09/28/2016 12:00
6235cwoo

BOARD OF COMMISSIONERS
NEXT YEAR / CURRENT YEAR BUDGET ANALYSIS

P 3
bgnyrpts

PROJECTION: 20171 2016/2017 BUDGET

FOR PERIOD 99

ACCOUNTS FOR:

GENERAL FUND	2015 ACTUAL	2016 ORIG BUD	2016 REVISED BUD	2016 ACTUAL	2016 PROJECTION	2017 FINAL	PCT CHANGE
TOTAL CO EXTENSTION GRANTS	-300.00	.00	.00	.00	.00	.00	.0%
01005572 RECREATION GRANTS							
01005572 366100 NFLY PRIV GRANT	.00	-100,000.00	-100,000.00	.00	.00	.00	-100.0%
TOTAL RECREATION GRANTS	.00	-100,000.00	-100,000.00	.00	.00	.00	-100.0%
01031521 SHERIFF							
01031521 341520 FEES-SHERI	-87,430.00	-85,000.00	-85,000.00	-77,690.00	.00	-85,000.00	.0%
01031521 342101 CHGS-SROFF	-171,235.74	-160,000.00	-160,000.00	-134,953.01	.00	-160,000.00	.0%
01031521 342300 FED PRISON	-21,555.20	.00	.00	.00	.00	.00	.0%
01031521 348990 CRMPV CRIME PREV	-44,088.19	-45,000.00	-45,000.00	-32,952.49	.00	-40,000.00	-11.1%
01031521 349004 COPY&PUBLI	-.25	.00	.00	.00	.00	.00	.0%
01031521 351901 REG FEES	-12,735.00	-13,000.00	-13,000.00	-10,635.00	.00	-13,000.00	.0%
01031521 386400 SHERF T/I-SHERIF	-32,669.60	.00	.00	.00	.00	.00	.0%
01031521 399100 CRMPV CASH FWD	.00	-149,775.00	-161,781.00	.00	.00	-151,781.00	1.3%
TOTAL SHERIFF	-369,713.98	-452,775.00	-464,781.00	-256,230.50	.00	-449,781.00	-.7%
01032523 DEPT OF CORRECTIONS							
01032523 369306 MEDICAL RE	-2,426.09	-5,000.00	-5,000.00	-1,873.70	.00	-4,000.00	-20.0%
TOTAL DEPT OF CORRECTIONS	-2,426.09	-5,000.00	-5,000.00	-1,873.70	.00	-4,000.00	-20.0%
01034521 VICTIMS OF CRIME ACT (VOCA)							
01034521 331210 DOJ-VOCA	-41,027.00	-41,602.00	-41,602.00	-5,599.89	.00	-46,468.00	11.7%
01034521 381130 TI-LAW ENF	-10,231.98	-10,401.00	-10,401.00	-10,401.00	.00	-11,617.00	11.7%
TOTAL VICTIMS OF CRIME ACT (-51,258.98	-52,003.00	-52,003.00	-16,000.89	.00	-58,085.00	11.7%
01061513 SUPR OF ELECT-ADM/REG							
01061513 341961 QUALIF FEE	.00	.00	.00	-3,582.72	.00	.00	.0%
01061513 359903 LATE PENAL	.00	.00	.00	-118.75	.00	.00	.0%
TOTAL SUPR OF ELECT-ADM/REG	.00	.00	.00	-3,701.47	.00	.00	.0%
01061582 SUPR OF ELECT-TRANS TO CONST O							
01061582 399100 CASH FWD	.00	.00	-130,879.00	.00	.00	.00	.0%

09/28/2016 12:00
6235cwoo

BOARD OF COMMISSIONERS
NEXT YEAR / CURRENT YEAR BUDGET ANALYSIS

P 4
bgnyrpts

PROJECTION: 20171 2016/2017 BUDGET

FOR PERIOD 99

ACCOUNTS FOR:

GENERAL FUND	2015 ACTUAL	2016 ORIG BUD	2016 REVISED BUD	2016 ACTUAL	2016 PROJECTION	2017 FINAL	PCT CHANGE
01061582 399100 EVID CASH FWD	.00	.00	-2,000.00	.00	.00	.00	.0%
TOTAL SUPR OF ELECT-TRANS TO	.00	.00	-132,879.00	.00	.00	.00	.0%
01072523 MAINT-DETENTION CENTER							
01072523 399100 CASH FWD	.00	.00	.00	.00	.00	-183,900.00	.0%
01072523 399100 ACRPR CASH FWD	.00	.00	.00	.00	.00	-150,000.00	.0%
01072523 399100 FENCE CASH FWD	.00	.00	.00	.00	.00	-345,000.00	.0%
01072523 399100 FVBES CASH FWD	.00	-171,560.00	-171,560.00	.00	.00	-171,458.00	-.1%
01072523 399100 KITEQ CASH FWD	.00	-146,608.00	-146,608.00	.00	.00	.00	-100.0%
01072523 399100 LRYEQ CASH FWD	.00	-34,500.00	-34,500.00	.00	.00	.00	-100.0%
TOTAL MAINT-DETENTION CENTER	.00	-352,668.00	-352,668.00	.00	.00	-850,358.00	141.1%
01073519 MAINT-OTHER CNTY FACILITIES							
01073519 341911 HLTH GRNDS	-33,761.31	-25,246.00	-25,246.00	-18,935.13	.00	-26,004.00	3.0%
01073519 349000 OTHER SVC	-3,568.82	-10,000.00	-10,000.00	-7,713.67	.00	-5,000.00	-50.0%
01073519 362030 RENT-YULEE	-600.00	-481.00	-481.00	-300.00	.00	-600.00	24.7%
01073519 362040 RENT-CALLA	-3,100.00	-2,786.00	-2,786.00	-2,825.00	.00	-3,100.00	11.3%
01073519 362050 RENT-MULTI	-975.00	-2,539.00	-2,539.00	-2,550.00	.00	-975.00	-61.6%
01073519 362051 RENT-HILL	-1,025.00	-1,374.00	-1,374.00	-2,750.00	.00	-1,025.00	-25.4%
01073519 362052 RFEE-AMBCC	-8,300.00	-7,030.00	-7,030.00	-4,634.25	.00	-8,300.00	18.1%
01073519 362055 RENT-BRYCE	-600.00	-642.00	-642.00	-1,050.00	.00	-600.00	-6.5%
01073519 364410 SURP EQUIP	-305.00	.00	.00	.00	.00	.00	.0%
01073519 364410 FRP SURP EQUIP	.00	.00	-1,700.00	-2,923.62	.00	-600.00	.0%
01073519 364420 FRP GAIN-FIX A	.00	-1,700.00	.00	.00	.00	.00	-100.0%
01073519 365910 SALE-SCRAP	.00	.00	.00	-91.80	.00	.00	.0%
01073519 369909 W/C INS PR	-348.93	.00	.00	.00	.00	.00	.0%
01073519 381450 TI-B,Z & P	-10,100.00	-8,300.00	-8,300.00	-8,300.00	.00	-10,100.00	21.7%
01073519 381470 T/I-AMELIA	-2,666.31	-2,520.00	-2,520.00	-2,447.81	.00	-2,666.00	5.8%
01073519 381700 TI-WAST MG	-19,610.00	-9,300.00	-9,300.00	-9,300.00	.00	.00	-100.0%
01073519 381710 CHG-NAU	-3,100.00	-6,300.00	-6,300.00	-6,300.00	.00	-6,800.00	7.9%
01073519 399100 CASH FWD	.00	-77,923.00	-82,123.00	.00	.00	-3,463.00	-95.6%
01073519 399100 AIRRP CASH FWD	.00	-262,660.00	-246,969.00	.00	.00	-107,000.00	-59.3%
01073519 399100 DUCT CASH FWD	.00	.00	.00	.00	.00	-990.00	.0%
01073519 399100 GENER CASH FWD	.00	.00	.00	.00	.00	-66,700.00	.0%
01073519 399100 JSPGC CASH FWD	.00	.00	-23,000.00	.00	.00	-28,180.00	.0%
01073519 399100 ROOF CASH FWD	.00	.00	-699,206.00	.00	.00	-699,206.00	.0%
01073519 399100 SOE CASH FWD	.00	.00	-10,764.00	.00	.00	-10,764.00	.0%
TOTAL MAINT-OTHER CNTY FACIL	-88,060.37	-418,801.00	-1,140,280.00	-70,121.28	.00	-982,073.00	134.5%
01074712 MAINT-JUDICIAL/HCH							
01074712 334800 CFGIA S.B. 2600	.00	.00	-7,030.00	-7,030.10	.00	.00	.0%

09/28/2016 12:00
6235cwoo

BOARD OF COMMISSIONERS
NEXT YEAR / CURRENT YEAR BUDGET ANALYSIS

P 5
bgnyrpts

PROJECTION: 20171 2016/2017 BUDGET

FOR PERIOD 99

ACCOUNTS FOR:

GENERAL FUND	2015 ACTUAL	2016 ORIG BUD	2016 REVISED BUD	2016 ACTUAL	2016 PROJECTION	2017 FINAL	PCT CHANGE
01074712 334800 GIA08 S.B. 2600	.00	.00	-4,902.00	-4,901.72	.00	.00	.0%
01074712 399100 ACRPR CASH FWD	.00	.00	.00	.00	.00	-48,050.00	.0%
01074712 399100 AIRRP CASH FWD	.00	-19,440.00	-19,440.00	.00	.00	-23,000.00	18.3%
01074712 399100 CHILL CASH FWD	.00	.00	.00	.00	.00	-318,060.00	.0%
TOTAL MAINT-JUDICIAL/HCH	.00	-19,440.00	-31,372.00	-11,931.82	.00	-389,110.00	1901.6%
<hr/>							
01075572 MAINT-P&R/BEACH							
01075572 329010 PERMTS-BCH	-18,412.00	-9,000.00	-9,000.00	-23,322.00	.00	-12,000.00	33.3%
01075572 335160 SALES & US	-25,000.00	-25,000.00	-25,000.00	-25,000.00	.00	-25,000.00	.0%
01075572 362030 RENT-YULEE	.00	-1,000.00	-1,000.00	.00	.00	-500.00	-50.0%
01075572 364410 SURP EQUIP	-805.00	.00	.00	.00	.00	.00	.0%
01075572 364410 FRP SURP EQUIP	-2,171.25	.00	.00	.00	.00	.00	.0%
01075572 399100 CASH FWD	.00	-110,081.00	-121,581.00	.00	.00	-19,481.00	-82.3%
01075572 399100 BPK CASH FWD	.00	.00	-26,541.00	.00	.00	.00	.0%
01075572 399100 BPPKL CASH FWD	.00	-76,720.00	-76,720.00	.00	.00	.00	-100.0%
01075572 399100 CBPI CASH FWD	.00	.00	.00	.00	.00	-97,750.00	.0%
01075572 399100 ERBR CASH FWD	.00	.00	.00	.00	.00	-48,000.00	.0%
01075572 399100 GOFF CASH FWD	.00	.00	-31,625.00	.00	.00	-31,625.00	.0%
01075572 399100 JFCBR CASH FWD	.00	.00	-39,811.00	.00	.00	.00	.0%
01075572 399100 PPPK CASH FWD	.00	.00	.00	.00	.00	-51,190.00	.0%
01075572 399100 ROOF CASH FWD	.00	.00	-41,000.00	.00	.00	.00	.0%
01075572 399100 YLGYM CASH FWD	.00	-90,000.00	-90,000.00	.00	.00	.00	-100.0%
01075572 399100 YTCT CASH FWD	.00	.00	.00	.00	.00	-90,120.00	.0%
TOTAL MAINT-P&R/BEACH	-46,388.25	-311,801.00	-462,278.00	-48,322.00	.00	-375,666.00	20.5%
<hr/>							
01099581 TRANSFER OUT							
01099581 399100 ST71 CASH FWD	.00	.00	.00	.00	.00	-643,000.00	.0%
TOTAL TRANSFER OUT	.00	.00	.00	.00	.00	-643,000.00	.0%
<hr/>							
01121512 COUNTY MANAGER							
01121512 349004 COPY&PUBLI	-4.80	.00	.00	-5.99	.00	.00	.0%
01121512 381040 TI-MUNICIP	-18,620.00	-18,620.00	-18,620.00	-18,620.00	.00	-18,620.00	.0%
01121512 381450 TI-B,Z & P	-11,700.00	-11,700.00	-11,700.00	-11,700.00	.00	-12,400.00	6.0%
01121512 381700 TI-WAST MG	-7,827.00	-7,827.00	-7,827.00	-7,827.00	.00	.00	-100.0%
01121512 381710 F/M NAU	-10,000.00	-11,500.00	-11,500.00	-11,500.00	.00	-11,800.00	2.6%
TOTAL COUNTY MANAGER	-48,151.80	-49,647.00	-49,647.00	-49,652.99	.00	-42,820.00	-13.8%
<hr/>							
01122513 HUMAN RESOURCES DEPARTMENT							
01122513 349004 COPY&PUBLI	-54.50	-200.00	-200.00	-149.70	.00	.00	-100.0%

09/28/2016 12:00
6235cwo

BOARD OF COMMISSIONERS
NEXT YEAR / CURRENT YEAR BUDGET ANALYSIS

P 6
bgnrpts

PROJECTION: 20171 2016/2017 BUDGET

FOR PERIOD 99

ACCOUNTS FOR:

GENERAL FUND	2015 ACTUAL	2016 ORIG BUD	2016 REVISED BUD	2016 ACTUAL	2016 PROJECTION	2017 FINAL	PCT CHANGE
01122513 366910 WELLP DON-WELL	-50,000.00	.00	-75,000.00	-75,000.00	.00	-75,000.00	.0%
01122513 381040 TI-MUNICIP	-6,248.00	-6,248.00	-6,248.00	-6,248.00	.00	-6,248.00	.0%
01122513 381450 TI-B, Z & P	-11,260.00	-11,700.00	-11,700.00	-11,700.00	.00	-13,300.00	13.7%
01122513 381700 TI-WAST MG	-3,944.00	-3,944.00	-3,944.00	-3,944.00	.00	.00	-100.0%
01122513 381710 F/M NAU	-3,300.00	-3,400.00	-3,400.00	-3,400.00	.00	-4,000.00	17.6%
01122513 399100 CASH FWD	.00	.00	.00	.00	.00	-70,000.00	.0%
01122513 399100 WELLP CASH FWD	.00	-202,000.00	-188,788.00	.00	.00	-200,000.00	-1.0%
TOTAL HUMAN RESOURCES DEPART	-74,806.50	-227,492.00	-289,280.00	-100,441.70	.00	-368,548.00	62.0%
01132516 INFORMATION SERVICES							
01132516 349004 COPY&PUBLI	-3.75	.00	.00	-2.00	.00	.00	.0%
01132516 369900 MISC REV	.00	.00	.00	-947.00	.00	.00	.0%
01132516 381376 IT CHG TDC	-874.85	-2,000.00	-2,000.00	.00	.00	-1,000.00	-50.0%
01132516 381456 IT CHG-BLD	-1,653.21	-3,000.00	-3,000.00	.00	.00	-1,800.00	-40.0%
01132516 381706 IT-SW CHRG	-51.52	-700.00	-1,150.00	.00	.00	.00	-100.0%
01132516 381716 IT CHG-NAU	-782.14	-1,000.00	-1,000.00	.00	.00	-800.00	-20.0%
01132516 399100 CASH FWD	.00	-19,800.00	-19,800.00	.00	.00	-3,406.00	-82.8%
01132516 399100 SANS CASH FWD	.00	.00	.00	.00	.00	-220,000.00	.0%
TOTAL INFORMATION SERVICES	-3,365.47	-26,500.00	-26,950.00	-949.00	.00	-227,006.00	756.6%
01135513 OFFICE OF MANAGEMENT & BUDGET							
01135513 341851 SCHOOL IMP	-269.16	.00	.00	-346.74	.00	.00	.0%
01135513 349004 COPY&PUBLI	-2.50	.00	.00	-69.82	.00	.00	.0%
01135513 381410 TI-NC IMPA	-1,768.58	-1,532.00	-1,532.00	-1,697.57	.00	-1,000.00	-34.7%
01135513 381450 TI-B, Z & P	-9,482.53	-10,300.00	-10,300.00	-10,300.00	.00	-10,400.00	1.0%
01135513 38161M T/I CP IMP	.00	.00	.00	.00	.00	-1,087.00	.0%
01135513 3816M0 T/I NCMOB	-105.19	-300.00	-300.00	-523.23	.00	-603.00	101.0%
01135513 381700 TI-WAST MG	-15,000.00	-14,800.00	-14,800.00	-14,800.00	.00	.00	-100.0%
01135513 381710 F/M NAU	-20,050.00	-20,600.00	-20,600.00	-20,600.00	.00	-21,700.00	5.3%
TOTAL OFFICE OF MANAGEMENT &	-46,677.96	-47,532.00	-47,532.00	-48,337.36	.00	-34,790.00	-26.8%
01141514 COUNTY ATTORNEY							
01141514 329102 FEE-ZONING	-2,750.00	-3,000.00	-3,000.00	-1,800.00	.00	-3,000.00	.0%
01141514 341913 APPEAL/COD	-400.00	-100.00	-100.00	-100.00	.00	-100.00	.0%
01141514 344923 ROW ABAN	-700.00	-100.00	-100.00	-100.00	.00	-200.00	100.0%
01141514 349000 OTHER SVC	.00	-1,000.00	-1,000.00	.00	.00	-600.00	-40.0%
01141514 351900 JUGMNT/FIN	-117,736.00	.00	.00	.00	.00	.00	.0%
01141514 381040 TI-MUNICIP	-24,357.00	-24,357.00	-24,357.00	-24,357.00	.00	-24,357.00	.0%

09/28/2016 12:00
6235cwoo

BOARD OF COMMISSIONERS
NEXT YEAR / CURRENT YEAR BUDGET ANALYSIS

P 7
bgnyrpts

PROJECTION: 20171 2016/2017 BUDGET

FOR PERIOD 99

ACCOUNTS FOR:

GENERAL FUND	2015 ACTUAL	2016 ORIG BUD	2016 REVISED BUD	2016 ACTUAL	2016 PROJECTION	2017 FINAL	PCT CHANGE
01141514 381450 TI-B,Z & P	-30,290.00	-31,300.00	-31,300.00	-31,300.00	.00	-27,200.00	-13.1%
01141514 381700 TI-WAST MG	-15,763.00	-15,763.00	-15,763.00	-15,763.00	.00	.00	-100.0%
01141514 381710 F/M NAU	-13,200.00	-13,000.00	-13,000.00	-13,000.00	.00	-13,600.00	4.6%
TOTAL COUNTY ATTORNEY	-205,196.00	-88,620.00	-88,620.00	-86,420.00	.00	-69,057.00	-22.1%
01167669 CIR-FAM/OTHER FAM/CHILD SUPPT							
01167669 331102 CHD SUPPOR	-3,887.40	-4,500.00	-4,500.00	-3,564.00	.00	-4,500.00	.0%
TOTAL CIR-FAM/OTHER FAM/CHIL	-3,887.40	-4,500.00	-4,500.00	-3,564.00	.00	-4,500.00	.0%
01250515 CONTRACTS MANAGEMENT							
01250515 381450 TI-B,Z & P	-27.47	.00	.00	.00	.00	.00	.0%
01250515 381710 CHG-NAU	-150.00	.00	.00	.00	.00	.00	.0%
TOTAL CONTRACTS MANAGEMENT	-177.47	.00	.00	.00	.00	.00	.0%
01251529 PUBLIC SAFETY ADMIN							
01251529 399100 FRHQ CASH FWD	.00	-20,000.00	-29,272.00	.00	.00	.00	-100.0%
01251529 399100 ROOF CASH FWD	.00	.00	-183,877.00	.00	.00	-183,877.00	.0%
TOTAL PUBLIC SAFETY ADMIN	.00	-20,000.00	-213,149.00	.00	.00	-183,877.00	819.4%
01252525 PUBLIC SAFETY-COMMUNICATION SY							
01252525 383000 MCOM2 INSTALLMEN	-2,202,922.39	.00	.00	.00	.00	.00	.0%
01252525 399100 CSUPS CASH FWD	.00	.00	.00	.00	.00	-157,000.00	.0%
TOTAL PUBLIC SAFETY-COMMUNIC	-2,202,922.39	.00	.00	.00	.00	-157,000.00	.0%
01252582 911-TRANS TO CONSTITUTIONAL OF							
01252582 399100 SHERF CASH FWD	.00	.00	-13,775.00	.00	.00	.00	.0%
TOTAL 911-TRANS TO CONSTITUT	.00	.00	-13,775.00	.00	.00	.00	.0%
01253525 EMERGENCY PREPAREDNESS							
01253525 331000 EM16 FED GRANTS	.00	-36,537.00	-49,718.00	-43,127.01	.00	.00	-100.0%
01253525 331000 EM17 FED GRANTS	.00	-28,364.00	-28,364.00	.00	.00	-35,639.00	25.6%
01253525 331000 EM18 FED GRANTS	.00	.00	.00	.00	.00	-15,391.00	.0%

09/28/2016 12:00
6235cwo

BOARD OF COMMISSIONERS
NEXT YEAR / CURRENT YEAR BUDGET ANALYSIS

P 8
bgnyrpts

PROJECTION: 20171 2016/2017 BUDGET

FOR PERIOD 99

ACCOUNTS FOR:

GENERAL FUND	2015 ACTUAL	2016 ORIG BUD	2016 REVISED BUD	2016 ACTUAL	2016 PROJECTION	2017 FINAL	PCT CHANGE
01253525 334201 EM16 SG-EME PRE	.00	-94,902.00	-81,887.00	-73,311.66	.00	.00	-100.0%
01253525 334201 EM17 SG-EME PRE	.00	-11,554.00	-11,554.00	.00	.00	-94,252.00	715.8%
01253525 334201 EM18 SG-EME PRE	.00	.00	.00	.00	.00	-25,507.00	.0%
TOTAL EMERGENCY PREPAREDNESS	.00	-171,357.00	-171,523.00	-116,438.67	.00	-170,789.00	-.3%
<hr/>							
01258525 EMERGENCY MNGMT & OPERATIONS							
01258525 399100 FMSU CASH FWD	.00	.00	.00	.00	.00	-12,540.00	.0%
TOTAL EMERGENCY MNGMT & OPER	.00	.00	.00	.00	.00	-12,540.00	.0%
<hr/>							
01261526 RESCUE							
01261526 335230 SUPPLEMENT	-19,901.29	-19,920.00	-19,920.00	-21,708.97	.00	-21,120.00	6.0%
01261526 349000 OTHER SVC	-1,280.00	.00	.00	-4,160.00	.00	-1,400.00	.0%
01261526 364410 FRP SURP EQUIP	-7,223.55	.00	-30,000.00	-6,100.00	.00	-15,000.00	.0%
01261526 364420 FRP GAIN-FIX A	.00	-30,000.00	.00	.00	.00	.00	-100.0%
01261526 365910 SALE-SCRAP	-55.85	.00	.00	.00	.00	.00	.0%
01261526 369900 MISC REV	.00	.00	.00	-2,473.93	.00	.00	.0%
01261526 369909 W/C INS PR	-4,135.00	-5,000.00	-5,000.00	-3,368.00	.00	-5,000.00	.0%
01261526 399100 CASH FWD	.00	-362,500.00	-362,500.00	.00	.00	.00	-100.0%
01261526 399100 AIRRP CASH FWD	.00	.00	.00	.00	.00	-11,200.00	.0%
01261526 399100 DUCT CASH FWD	.00	.00	.00	.00	.00	-690.00	.0%
01261526 399100 FRP CASH FWD	.00	.00	-3,992.00	.00	.00	.00	.0%
01261526 399100 ROUTH CASH FWD	.00	.00	.00	.00	.00	-12,650.00	.0%
01261526 399100 ST20 CASH FWD	.00	-100,000.00	-84,678.00	.00	.00	-54,871.00	-45.1%
01261526 399100 ST40 CASH FWD	.00	-10,000.00	-10,000.00	.00	.00	.00	-100.0%
01261526 399100 ST70 CASH FWD	.00	.00	-6,050.00	.00	.00	-3,865.00	.0%
01261526 399100 STRCR CASH FWD	.00	.00	.00	.00	.00	-235,400.00	.0%
TOTAL RESCUE	-32,595.69	-527,420.00	-522,140.00	-37,810.90	.00	-361,196.00	-31.5%
<hr/>							
01262526 RESCUE BILLING							
01262526 342600 FEES-RESCU	-1,939,189.86	-1,600,000.00	-1,600,000.00	-1,428,961.08	.00	-1,800,000.00	12.5%
01262526 361173 INT-AMBULA	-106.98	.00	.00	-44.00	.00	.00	.0%
01262526 369900 MISC REV	-1,107.79	.00	.00	-1,286.25	.00	.00	.0%
TOTAL RESCUE BILLING	-1,940,404.63	-1,600,000.00	-1,600,000.00	-1,430,291.33	.00	-1,800,000.00	12.5%
<hr/>							
01291519 RISK MANAGEMENT COORDINATOR							
01291519 381450 TI-B,Z & P	-640.00	-640.00	-640.00	-640.00	.00	-640.00	.0%

09/28/2016 12:00
6235cwoo

BOARD OF COMMISSIONERS
NEXT YEAR / CURRENT YEAR BUDGET ANALYSIS

P 9
bgnyrpts

PROJECTION: 20171 2016/2017 BUDGET

FOR PERIOD 99

ACCOUNTS FOR:

GENERAL FUND	2015 ACTUAL	2016 ORIG BUD	2016 REVISED BUD	2016 ACTUAL	2016 PROJECTION	2017 FINAL	PCT CHANGE
01291519 381710 CHG-NAU	-700.00	-700.00	-700.00	-700.00	.00	-700.00	.0%
01291519 399100 SAFE CASH FWD	.00	.00	-2,321.00	.00	.00	.00	.0%
TOTAL RISK MANAGEMENT COORDI	-1,340.00	-1,340.00	-3,661.00	-1,340.00	.00	-1,340.00	.0%
01340534 SW SMALL QUANTITY GENERATOR PG							
01340534 343415 FEE-GENERA	.00	.00	.00	.00	.00	-3,000.00	.0%
TOTAL SW SMALL QUANTITY GENE	.00	.00	.00	.00	.00	-3,000.00	.0%
01344534 SOLID WASTE ADMINISTRATION							
01344534 325203 SA-DELINQT	.00	.00	.00	.00	.00	-1,000.00	.0%
01344534 329301 HAUL PERMT	.00	.00	.00	.00	.00	-500.00	.0%
01344534 349800 RFL-PYRDEL	.00	.00	.00	.00	.00	-500.00	.0%
01344534 369910 REF PY-EXP	.00	.00	.00	.00	.00	-500.00	.0%
01344534 386701 TAXCO RES EQ-TC	.00	.00	.00	.00	.00	-100.00	.0%
01344534 399100 ROUTR CASH FWD	.00	.00	.00	.00	.00	-6,325.00	.0%
TOTAL SOLID WASTE ADMINISTRA	.00	.00	.00	.00	.00	-8,925.00	.0%
01357534 SOLID WASTE RECYCLING							
01357534 365910 SALE-SCRAP	.00	.00	.00	.00	.00	-13,000.00	.0%
TOTAL SOLID WASTE RECYCLING	.00	.00	.00	.00	.00	-13,000.00	.0%
01361534 WNPFI OLD POST-CLOSURE							
01361534 361101 INT-BANK	.00	.00	.00	.00	.00	-100.00	.0%
TOTAL WNPFI OLD POST-CLOSURE	.00	.00	.00	.00	.00	-100.00	.0%
01362534 WN LANDFILL CLOSURE							
01362534 334340 CSCSW STGRANTGSW	.00	.00	.00	.00	.00	-90,909.00	.0%
01362534 361101 INT-BANK	.00	.00	.00	.00	.00	-2,000.00	.0%
01362534 381700 FLARE TI-WAST MG	.00	.00	.00	.00	.00	-40,000.00	.0%
01362534 381700 SWTNK TI-WAST MG	.00	.00	.00	.00	.00	-319,430.00	.0%
TOTAL WN LANDFILL CLOSURE	.00	.00	.00	.00	.00	-452,339.00	.0%
01363534 LOFTON CREEK POST-CLOSURE							
01363534 361101 INT-BANK	.00	.00	.00	.00	.00	-500.00	.0%

09/28/2016 12:00
6235cwoo

BOARD OF COMMISSIONERS
NEXT YEAR / CURRENT YEAR BUDGET ANALYSIS

P 10
bgnyrpts

PROJECTION: 20171 2016/2017 BUDGET

FOR PERIOD 99

ACCOUNTS FOR:

GENERAL FUND	2015 ACTUAL	2016 ORIG BUD	2016 REVISED BUD	2016 ACTUAL	2016 PROJECTION	2017 FINAL	PCT CHANGE
TOTAL LOFTON CREEK POST-CLOS	.00	.00	.00	.00	.00	-500.00	.0%
<hr/>							
01364534 BRYCEVILLE POST-CLOSURE							
01364534 361101 INT-BANK	.00	.00	.00	.00	.00	-400.00	.0%
TOTAL BRYCEVILLE POST-CLOSUR	.00	.00	.00	.00	.00	-400.00	.0%
<hr/>							
01371537 COOPERATIVE EXTENSION SVC							
01371537 364410 SURP EQUIP	.00	.00	.00	-1,075.00	.00	.00	.0%
01371537 364410 FRP SURP EQUIP	.00	.00	-300.00	-2,009.99	.00	-300.00	.0%
01371537 364420 FRP GAIN-FIX A	.00	-300.00	.00	.00	.00	.00	-100.0%
01371537 399100 CASH FWD	.00	.00	-15,000.00	.00	.00	.00	.0%
01371537 399100 YEXT CASH FWD	.00	.00	.00	.00	.00	-335,280.00	.0%
TOTAL COOPERATIVE EXTENSION	.00	-300.00	-15,300.00	-3,084.99	.00	-335,580.00	.0%
<hr/>							
01552552 ECONOMIC DEVELOPMENT							
01552552 399100 CASH FWD	.00	-6,869.00	-6,314.00	.00	.00	-1,304.00	-81.0%
01552552 399100 DOWNE CASH FWD	.00	-14,400.00	-14,400.00	.00	.00	-14,400.00	.0%
01552552 399100 EG001 CASH FWD	.00	-6,758.00	-6,758.00	.00	.00	-5,010.00	-25.9%
01552552 399100 LIGNO CASH FWD	.00	.00	.00	.00	.00	-45,000.00	.0%
01552552 399100 M&LSF CASH FWD	.00	-12,747.00	-12,747.00	.00	.00	-4,830.00	-62.1%
01552552 399100 PPHNX CASH FWD	.00	-53,997.00	-53,997.00	.00	.00	-53,997.00	.0%
TOTAL ECONOMIC DEVELOPMENT	.00	-94,771.00	-94,216.00	.00	.00	-124,541.00	31.4%
<hr/>							
01691562 HEALTH & WELFARE							
01691562 399100 CASH FWD	.00	-1,000.00	-1,000.00	.00	.00	-1,000.00	.0%
TOTAL HEALTH & WELFARE	.00	-1,000.00	-1,000.00	.00	.00	-1,000.00	.0%
<hr/>							
01711571 LIBRARIES							
01711571 334710 ST GRANT-A	-44,720.00	-33,737.00	-35,590.00	-35,590.00	.00	-33,737.00	.0%
01711571 352020 DAMAGBOOKS	-172.46	.00	-657.00	-717.35	.00	.00	.0%
01711571 366911 DON LIBRAR	-1,821.82	.00	-2,811.00	-2,811.18	.00	.00	.0%
01711571 369900 MISC REV	.00	.00	.00	-15.00	.00	.00	.0%
01711571 399100 ITLIB CASH FWD	.00	.00	.00	.00	.00	-25,000.00	.0%
TOTAL LIBRARIES	-46,714.28	-33,737.00	-39,058.00	-39,133.53	.00	-58,737.00	74.1%
<hr/>							
01712571 FERNANDINA BEACH BRANCH							
01712571 331702 E-RATE	-1,654.71	-3,910.00	-3,910.00	-3,521.64	.00	-3,910.00	.0%

09/28/2016 12:00
6235cwoo

BOARD OF COMMISSIONERS
NEXT YEAR / CURRENT YEAR BUDGET ANALYSIS

P 11
bgnyrpts

PROJECTION: 20171 2016/2017 BUDGET

FOR PERIOD 99

ACCOUNTS FOR:

GENERAL FUND	2015 ACTUAL	2016 ORIG BUD	2016 REVISED BUD	2016 ACTUAL	2016 PROJECTION	2017 FINAL	PCT CHANGE
01712571 341900 PASS OGG CHGS	-41,250.00	-50,000.00	-50,000.00	-39,225.00	.00	-45,000.00	-10.0%
01712571 341901 PASS PASSPORT-F	-12,232.36	-15,000.00	-15,000.00	-14,984.05	.00	-15,000.00	.0%
01712571 347101 VISITOR FE	-470.00	-480.00	-480.00	-400.00	.00	-400.00	-16.7%
01712571 347121 PRO EX FEE	-200.00	-500.00	-500.00	-150.00	.00	-400.00	-20.0%
01712571 352010 F/F/LIBRAR	-15,677.08	-20,000.00	-20,000.00	-18,963.25	.00	-25,000.00	25.0%
01712571 366911 DON LIBRAR	-249,914.04	.00	-91,095.00	-91,117.45	.00	.00	.0%
01712571 366912 LIB CAPITL	-570.00	.00	.00	.00	.00	.00	.0%
01712571 369911 CASH OVER	-70.34	.00	.00	-19.20	.00	.00	.0%
01712571 399100 CASH FWD	.00	-147,790.00	-148,933.00	.00	.00	.00	-100.0%
01712571 399100 ITVEQ CASH FWD	.00	.00	.00	.00	.00	-1,723.00	.0%
01712571 399100 ROUTR CASH FWD	.00	.00	.00	.00	.00	-6,325.00	.0%
01712571 399100 SECUR CASH FWD	.00	.00	.00	.00	.00	-6,909.00	.0%
TOTAL FERNANDINA BEACH BRANC	-322,038.53	-237,680.00	-329,918.00	-168,380.59	.00	-104,667.00	-56.0%
01713571 CALLAHAN BRANCH							
01713571 331702 E-RATE	-1,614.37	-3,658.00	-3,658.00	-3,856.05	.00	-3,658.00	.0%
01713571 347101 VISITOR FE	-80.00	.00	.00	.00	.00	.00	.0%
01713571 347121 PRO EX FEE	.00	-50.00	-50.00	.00	.00	-50.00	.0%
01713571 352010 F/F/LIBRAR	-8,522.48	-9,000.00	-9,000.00	-7,611.32	.00	-8,400.00	-6.7%
01713571 366911 DON LIBRAR	-368.50	.00	-301.00	-302.91	.00	.00	.0%
01713571 399100 ITVEQ CASH FWD	.00	.00	.00	.00	.00	-1,723.00	.0%
01713571 399100 ROUTR CASH FWD	.00	.00	.00	.00	.00	-6,325.00	.0%
01713571 399100 SECUR CASH FWD	.00	.00	.00	.00	.00	-21,207.00	.0%
TOTAL CALLAHAN BRANCH	-10,585.35	-12,708.00	-13,009.00	-11,770.28	.00	-41,363.00	225.5%
01714571 HILLIARD BRANCH							
01714571 331702 E-RATE	-2,323.42	-5,722.00	-5,722.00	-5,350.32	.00	-5,722.00	.0%
01714571 347121 PRO EX FEE	.00	-50.00	-50.00	.00	.00	-50.00	.0%
01714571 352010 F/F/LIBRAR	-3,878.98	-5,000.00	-5,000.00	-3,930.23	.00	-4,500.00	-10.0%
01714571 366911 DON LIBRAR	-16,034.90	.00	-8,000.00	-8,019.60	.00	.00	.0%
01714571 399100 DUCT CASH FWD	.00	.00	.00	.00	.00	-3,165.00	.0%
01714571 399100 ITVEQ CASH FWD	.00	.00	.00	.00	.00	-1,723.00	.0%
01714571 399100 ROUTR CASH FWD	.00	.00	.00	.00	.00	-6,325.00	.0%
01714571 399100 SECUR CASH FWD	.00	.00	.00	.00	.00	-22,934.00	.0%
TOTAL HILLIARD BRANCH	-22,237.30	-10,772.00	-18,772.00	-17,300.15	.00	-44,419.00	312.4%
01715571 BRYCEVILLE BRANCH							
01715571 331702 E-RATE	-3,564.47	-8,681.00	-8,681.00	-8,741.85	.00	-8,681.00	.0%

09/28/2016 12:00
6235cwo

BOARD OF COMMISSIONERS
NEXT YEAR / CURRENT YEAR BUDGET ANALYSIS

P 12
bgnyrpts

PROJECTION: 20171 2016/2017 BUDGET

FOR PERIOD 99

ACCOUNTS FOR:

GENERAL FUND	2015 ACTUAL	2016 ORIG BUD	2016 REVISED BUD	2016 ACTUAL	2016 PROJECTION	2017 FINAL	PCT CHANGE
01715571 347121 PRO EX FEE	.00	.00	.00	-10.00	.00	.00	.0%
01715571 352010 F/F/LIBRAR	-500.60	-750.00	-750.00	-433.65	.00	-700.00	-6.7%
01715571 366911 DON LIBRAR	-794.47	.00	-450.00	-451.34	.00	.00	.0%
01715571 399100 DUCT CASH FWD	.00	.00	.00	.00	.00	-990.00	.0%
01715571 399100 ITVEQ CASH FWD	.00	.00	.00	.00	.00	-431.00	.0%
TOTAL BRYCEVILLE BRANCH	-4,859.54	-9,431.00	-9,881.00	-9,636.84	.00	-10,802.00	14.5%
01716571 YULEE BRANCH							
01716571 331702 E-RATE	.00	.00	.00	.00	.00	-8,408.00	.0%
01716571 347121 PRO EX FEE	.00	.00	.00	.00	.00	-50.00	.0%
01716571 352010 F/F/LIBRAR	-2,447.81	-2,000.00	-2,000.00	-1,768.62	.00	-2,000.00	.0%
01716571 369911 CASH OVER	-4.95	.00	.00	-1.00	.00	.00	.0%
TOTAL YULEE BRANCH	-2,452.76	-2,000.00	-2,000.00	-1,769.62	.00	-10,458.00	422.9%
01717572 AM BCH HISTORIC PARK							
01717572 399100 CASH FWD	.00	-9,000.00	-9,000.00	.00	.00	-9,000.00	.0%
TOTAL AM BCH HISTORIC PARK	.00	-9,000.00	-9,000.00	.00	.00	-9,000.00	.0%
01999599 RESERVES							
01999599 381700 BRYLF TI-WAST MG	.00	.00	.00	.00	.00	-120,309.00	.0%
01999599 381700 FRP TI-WAST MG	.00	.00	.00	.00	.00	-269,300.00	.0%
01999599 381700 LFCLF TI-WAST MG	.00	.00	.00	.00	.00	-152,910.00	.0%
01999599 381700 WNLF1 TI-WAST MG	.00	.00	.00	.00	.00	-20,706.00	.0%
01999599 381700 WNLF2 TI-WAST MG	.00	.00	.00	.00	.00	-538,027.00	.0%
01999599 399100 CASH FWD	.00	-7,769,508.00	-9,046,266.00	.00	.00	-8,975,886.00	15.5%
01999599 399100 CSUPS CASH FWD	.00	-157,000.00	-157,000.00	.00	.00	.00	-100.0%
01999599 399100 FRP CASH FWD	.00	.00	-1,178.00	.00	.00	.00	.0%
01999599 399100 NEPKR CASH FWD	.00	-56,360.00	-56,360.00	.00	.00	-56,360.00	.0%
01999599 399100 PPPK CASH FWD	.00	-51,190.00	-51,190.00	.00	.00	.00	-100.0%
01999599 399100 SHERF CASH FWD	.00	.00	-307,071.00	.00	.00	-307,071.00	.0%
TOTAL RESERVES	.00	-8,034,058.00	-9,619,065.00	.00	.00	-10,440,569.00	30.0%
TOTAL GENERAL FUND	-51,093,824.16	-61,297,727.00	-64,331,763.00	-50,811,736.57	.00	-69,853,604.00	14.0%
1S005513 SUPERVISOR OF ELECTIONS-GRANTS							
1S005513 331100 VTACC FED GRNT	-11,717.12	.00	.00	.00	.00	.00	.0%
1S005513 331115 FEA13 FED ELE AC	-1,198.99	.00	.00	.00	.00	.00	.0%

09/28/2016 12:00
6235cwoo

BOARD OF COMMISSIONERS
NEXT YEAR / CURRENT YEAR BUDGET ANALYSIS

P 13
bgnyrpts

PROJECTION: 20171 2016/2017 BUDGET

FOR PERIOD 99

ACCOUNTS FOR:

SUPERVISOR OF ELECTIONS	2015 ACTUAL	2016 ORIG BUD	2016 REVISED BUD	2016 ACTUAL	2016 PROJECTION	2017 FINAL	PCT CHANGE
1S005513 331115 FEA14 FED ELE AC	-10,033.00	.00	-2,940.00	-2,939.62	.00	.00	.0%
1S005513 331115 FEA15 FED ELE AC	.00	.00	-9,336.00	-9,335.93	.00	.00	.0%
1S005513 361101 FEA14 INT-BANK	-18.06	.00	-2.00	-1.66	.00	.00	.0%
1S005513 361101 FEA15 INT-BANK	.00	.00	.00	-.33	.00	.00	.0%
1S005513 386100 FEA14 EQU CL-BCC	-1,945.89	.00	.00	.00	.00	.00	.0%
1S005513 386100 FEA15 EQU CL-BCC	.00	.00	-1,401.00	-1,400.39	.00	.00	.0%
1S061513 SUPERVISOR OF ELECTIONS							
1S061513 337100 INTLO-FB	-12,096.00	.00	-12,096.00	-12,096.00	.00	.00	.0%
1S061513 349000 OTHER SVC	.00	.00	.00	-1,105.03	.00	.00	.0%
1S061513 349004 COPY&PUBLI	.00	.00	.00	-79.95	.00	.00	.0%
1S061513 361101 INT-BANK	-698.57	.00	.00	-390.66	.00	.00	.0%
1S061513 361101 FFSB1 INT-BANK	-42.66	.00	.00	.00	.00	.00	.0%
1S061513 369900 MISC REV	-352.32	.00	.00	-2,407.49	.00	.00	.0%
1S061513 369910 REF PY-EXP	-210.78	.00	.00	-183.01	.00	.00	.0%
1S061513 386100 T/I-BOCC	-1,213,826.11	-1,544,985.00	-1,674,463.00	-1,543,584.61	.00	-1,342,796.00	-13.1%
1S061513 386100 ADAOS EQU CL-BCC	-100,000.00	-100,000.00	-100,000.00	.00	.00	-100,000.00	.0%
1S061513 386100 EVID EQU CL-BCC	.00	.00	-2,000.00	.00	.00	.00	.0%
1S061513 386600 PROPA T/I CON OF	-58,000.00	-18,000.00	-18,000.00	-18,000.00	.00	.00	-100.0%
1S061513 399910 OVER BUD C	.00	.00	.00	-10.00	.00	.00	.0%
TOTAL SUPERVISOR OF ELECTION	-1,410,139.50	-1,662,985.00	-1,820,238.00	-1,591,534.68	.00	-1,442,796.00	-13.2%
TOTAL SUPERVISOR OF ELECTION	-1,410,139.50	-1,662,985.00	-1,820,238.00	-1,591,534.68	.00	-1,442,796.00	-13.2%
03000000 CNTY TRANSPORTATION FUND							
03000000 311100 AD VALOREM	-3,605,226.69	-3,834,901.00	-3,834,901.00	-3,805,837.67	.00	-4,060,372.00	5.9%
03000000 311200 DELINQ AD	-93,588.12	-8,000.00	-8,000.00	-87,900.71	.00	-61,000.00	662.5%
03000000 312410 LOC OP 1-6	-1,126,728.47	-1,100,000.00	-1,100,000.00	-949,051.44	.00	-1,265,236.00	15.0%
03000000 335160 SALES & US	-198,250.00	-198,250.00	-198,250.00	-198,250.00	.00	-198,250.00	.0%
03000000 335491 FUEL TX 80	-297,527.96	-275,000.00	-275,000.00	.00	.00	-365,704.00	33.0%
03000000 335492 FUEL TX 20	-241,017.43	-238,000.00	-238,000.00	-207,281.05	.00	-252,849.00	6.2%
03000000 335493 CNTY G-TAX	-528,301.53	-515,000.00	-515,000.00	-459,518.46	.00	-556,421.00	8.0%
03000000 335496 FUEL USE T	-2,591.52	-2,500.00	-2,500.00	-1,451.15	.00	-2,500.00	.0%
03000000 336000 PYMT-LIEU	-206.72	-250.00	-250.00	-195.12	.00	-250.00	.0%
03000000 344904 EQU-OTHER	.00	-15.00	-15.00	.00	.00	.00	-100.0%
03000000 349004 COPY&PUBLI	-12.15	.00	.00	-15.40	.00	.00	.0%
03000000 361101 INT-BANK	-3,006.79	-30,000.00	-30,000.00	-470.75	.00	-29,070.00	-3.1%
03000000 361101 BUN02 INT-BANK	.00	.00	.00	-13,152.19	.00	.00	.0%
03000000 361101 EVRB INT-BANK	-17,480.39	.00	.00	-6,348.12	.00	.00	.0%
03000000 361101 FFSB1 INT-BANK	-21.45	.00	.00	.00	.00	.00	.0%
03000000 361120 INT-SBA	-.23	.00	.00	.00	.00	.00	.0%

09/28/2016 12:00
6235cwoo

BOARD OF COMMISSIONERS
NEXT YEAR / CURRENT YEAR BUDGET ANALYSIS

P 14
bgnyrpts

PROJECTION: 20171 2016/2017 BUDGET

FOR PERIOD 99

ACCOUNTS FOR:

CNTY TRANSPORTATION FUND	2015 ACTUAL	2016 ORIG BUD	2016 REVISED BUD	2016 ACTUAL	2016 PROJECTION	2017 FINAL	PCT CHANGE
03000000 361161 EVRB5 CD INTERES	-9,524.08	.00	.00	-13,644.62	.00	.00	.0%
03000000 361161 EVRB8 CD INTERES	.00	.00	.00	-5,045.49	.00	.00	.0%
03000000 361300 INC FV INV	-18,314.10	.00	.00	.00	.00	.00	.0%
03000000 365910 SALE-SCRAP	-1,037.00	.00	.00	.00	.00	.00	.0%
03000000 369900 MISC REV	-191.75	.00	.00	.00	.00	.00	.0%
03000000 369906 FUEL REFUN	-10,668.95	-15,000.00	-15,000.00	-6,853.86	.00	-15,000.00	.0%
03000000 369910 REF PY-EXP	-76,867.58	.00	.00	-12,355.30	.00	.00	.0%
03000000 381090 TI-1 CENT	-1,844,286.00	-1,331,312.00	-1,331,312.00	-1,331,312.00	.00	-3,286,497.00	146.9%
03000000 386701 TAXCO RES EQ-TC	-8,348.62	-3,000.00	-3,000.00	.00	.00	-3,000.00	.0%
03000000 399100 CASH FWD	.00	-30,100.00	-30,100.00	.00	.00	.00	-100.0%
03000000 399100 FRP CASH FWD	.00	-3,510.00	-3,510.00	.00	.00	.00	-100.0%
TOTAL CNTY TRANSPORTATION FU	-8,083,197.53	-7,584,838.00	-7,584,838.00	-7,098,683.33	.00	-10,096,149.00	33.1%
03005541 ENGINEERING SERVICES GRANTS							
03005541 331492 BSBPT FHWA	.00	.00	-25,000.00	.00	.00	-11,873.00	.0%
TOTAL ENGINEERING SERVICES G	.00	.00	-25,000.00	.00	.00	-11,873.00	.0%
03099581 TRANSFER OUT							
03099581 399100 ANDRR CASH FWD	.00	-195,000.00	-195,000.00	.00	.00	.00	-100.0%
03099581 399100 CHTPO CASH FWD	.00	-100,000.00	.00	.00	.00	.00	-100.0%
03099581 399100 CLS5 CASH FWD	.00	.00	.00	.00	.00	-635,900.00	.0%
03099581 399100 CRAW2 CASH FWD	.00	-453,534.00	-453,534.00	.00	.00	-200,000.00	-55.9%
03099581 399100 GRAIL CASH FWD	.00	-123,000.00	-123,000.00	.00	.00	.00	-100.0%
03099581 399100 MGRR CASH FWD	.00	-320,000.00	-320,000.00	.00	.00	.00	-100.0%
03099581 399100 PDCII CASH FWD	.00	.00	-305,144.00	.00	.00	.00	.0%
03099581 399100 PDWID CASH FWD	.00	.00	-780,000.00	.00	.00	.00	.0%
03099581 399100 S14SR CASH FWD	.00	.00	.00	.00	.00	-110,000.00	.0%
03099581 399100 THCKR CASH FWD	.00	-225,000.00	-225,000.00	.00	.00	.00	-100.0%
TOTAL TRANSFER OUT	.00	-1,416,534.00	-2,401,678.00	.00	.00	-945,900.00	-33.2%
03400541 PROJECT ADMINISTRATION							
03400541 349004 COPY&PUBLI	-.50	.00	.00	.00	.00	.00	.0%
03400541 399100 CASH FWD	.00	-3,463.00	-3,463.00	.00	.00	.00	-100.0%
TOTAL PROJECT ADMINISTRATION	-.50	-3,463.00	-3,463.00	.00	.00	.00	-100.0%
03402541 DRAINAGE							
03402541 331223 TSDEB FEMA	-11,668.97	.00	.00	.00	.00	.00	.0%

09/28/2016 12:00
6235cwoo

BOARD OF COMMISSIONERS
NEXT YEAR / CURRENT YEAR BUDGET ANALYSIS

P 15
bgnyrpts

PROJECTION: 20171 2016/2017 BUDGET

FOR PERIOD 99

ACCOUNTS FOR:

CNTY TRANSPORTATION FUND	2015 ACTUAL	2016 ORIG BUD	2016 REVISED BUD	2016 ACTUAL	2016 PROJECTION	2017 FINAL	PCT CHANGE
03402541 334223 TSDEB ST REIM DI	-1,944.83	.00	.00	.00	.00	.00	.0%
03402541 399100 CCCR CASH FWD	.00	.00	.00	.00	.00	-220,000.00	.0%
03402541 399100 DRAR CASH FWD	.00	.00	-69,000.00	.00	.00	-69,000.00	.0%
03402541 399100 JASMN CASH FWD	.00	-20,000.00	-42,643.00	.00	.00	.00	-100.0%
03402541 399100 NOOD CASH FWD	.00	.00	.00	.00	.00	-379,500.00	.0%
03402541 399100 SDCR CASH FWD	.00	.00	.00	.00	.00	-174,000.00	.0%
TOTAL DRAINAGE	-13,613.80	-20,000.00	-111,643.00	.00	.00	-842,500.00	4112.5%
03404541 ROAD MAINTENANCE							
03404541 344905 RD MAIN CH	-815.00	-850.00	-850.00	.00	.00	.00	-100.0%
03404541 349000 OTHER SVC	-7,402.00	.00	.00	.00	.00	.00	.0%
03404541 364410 SURP EQUIP	-945.00	.00	.00	-1,535.55	.00	.00	.0%
03404541 364410 FRP SURP EQUIP	-123,911.00	-7,000.00	-6,700.00	-79,361.00	.00	-38,700.00	452.9%
03404541 369908 INS PROCEE	-1,886.12	.00	.00	.00	.00	.00	.0%
03404541 369909 W/C INS PR	-1,715.75	.00	.00	-9,284.74	.00	.00	.0%
03404541 399100 DRMIL CASH FWD	.00	-100,000.00	-100,000.00	.00	.00	.00	-100.0%
03404541 399100 DRUPP CASH FWD	.00	-200,000.00	-200,000.00	.00	.00	.00	-100.0%
03404541 399100 FRP CASH FWD	.00	-60,000.00	-77,665.00	.00	.00	.00	-100.0%
03404541 399100 JASMN CASH FWD	.00	-13,311.00	-12,422.00	.00	.00	.00	-100.0%
03404541 399100 RSTRP CASH FWD	.00	-50,000.00	-50,000.00	.00	.00	.00	-100.0%
TOTAL ROAD MAINTENANCE	-136,674.87	-431,161.00	-447,637.00	-90,181.29	.00	-38,700.00	-91.0%
03406541 TRAFFIC DEPARTMENT							
03406541 344913 SIGN SALES	-74.25	.00	.00	.00	.00	.00	.0%
03406541 364410 FRP SURP EQUIP	.00	.00	-300.00	.00	.00	.00	.0%
03406541 369908 INS PROCEE	-491.55	.00	.00	-169.60	.00	.00	.0%
TOTAL TRAFFIC DEPARTMENT	-565.80	.00	-300.00	-169.60	.00	.00	.0%
03420541 ENGINEERING SERVICES							
03420541 329105 ESP/DFEES	-5,012.00	-2,000.00	-2,000.00	-4,311.00	.00	-3,500.00	75.0%
03420541 329107 PERM-DRVWY	-27,155.00	-20,000.00	-20,000.00	-29,060.00	.00	-20,000.00	.0%
03420541 329108 PERMT-UTIL	-1,900.00	-2,000.00	-2,000.00	-3,075.00	.00	-2,000.00	.0%
03420541 329110 DRIVEWAY R	-190.00	-190.00	-190.00	-798.00	.00	-400.00	110.5%
03420541 329113 GOLF CART	.00	-15.00	-15.00	-180.00	.00	-30.00	100.0%
03420541 329114 ROW PERMIT-SW	-14,184.00	-5,760.00	-5,760.00	-25,632.00	.00	-10,800.00	87.5%
03420541 344906 PLATT CHGS	.00	-5,500.00	-5,500.00	.00	.00	.00	-100.0%
03420541 344911 CEI-SUB IN	-28,800.00	-10,000.00	-10,000.00	-28,200.00	.00	-10,000.00	.0%
03420541 344922 P-MISC	-4,600.00	-3,000.00	-3,000.00	-7,000.00	.00	-4,000.00	33.3%

09/28/2016 12:00
6235cwoo

BOARD OF COMMISSIONERS
NEXT YEAR / CURRENT YEAR BUDGET ANALYSIS

P 16
bgnyrpts

PROJECTION: 20171 2016/2017 BUDGET

FOR PERIOD 99

ACCOUNTS FOR:

CNTY TRANSPORTATION FUND	2015 ACTUAL	2016 ORIG BUD	2016 REVISED BUD	2016 ACTUAL	2016 PROJECTION	2017 FINAL	PCT CHANGE
03420541 344923 ROW ABAN	-2,520.00	-1,440.00	-1,440.00	-360.00	.00	-720.00	-50.0%
03420541 349004 COPY&PUBLI	-444.55	-50.00	-50.00	-31.85	.00	-50.00	.0%
03420541 364410 SURP EQUIP	.00	.00	.00	-333.00	.00	.00	.0%
03420541 364410 FRP SURP EQUIP	.00	.00	-600.00	.00	.00	-300.00	.0%
03420541 364420 FRP GAIN-FIX A	.00	-600.00	.00	.00	.00	.00	-100.0%
03420541 369003 FDOT-TRAFF	-30,199.33	-55,000.00	-55,000.00	-62,320.00	.00	-55,000.00	.0%
03420541 369900 MISC REV	-110.00	.00	.00	-111.00	.00	.00	.0%
03420541 369908 INS PROCEE	-106.36	.00	.00	.00	.00	.00	.0%
03420541 399100 BVRPL CASH FWD	.00	-62,500.00	-62,500.00	.00	.00	-62,500.00	.0%
03420541 399100 MMAPS CASH FWD	.00	-45,650.00	-45,650.00	.00	.00	-45,650.00	.0%
03420541 399100 MNRTL CASH FWD	.00	.00	.00	.00	.00	-100,000.00	.0%
TOTAL ENGINEERING SERVICES	-115,221.24	-213,705.00	-213,705.00	-161,411.85	.00	-314,950.00	47.4%
03491549 CTY TRANS MAINTENANCE							
03491549 364410 SURP EQUIP	-470.00	.00	.00	.00	.00	.00	.0%
03491549 399100 CASH FWD	.00	.00	-5,000.00	.00	.00	.00	.0%
TOTAL CTY TRANS MAINTENANCE	-470.00	.00	-5,000.00	.00	.00	.00	.0%
03999599 RESERVES							
03999599 381630 BRR50 TI-CP-TAX	-43,373.00	.00	.00	.00	.00	.00	.0%
03999599 381630 L&O TI-CP-TAX	-60,397.00	.00	.00	.00	.00	.00	.0%
03999599 399100 CASH FWD	.00	-1,137,701.00	-1,450,318.00	.00	.00	-1,613,486.00	41.8%
03999599 399100 CHTPO CASH FWD	.00	-205,144.00	.00	.00	.00	.00	-100.0%
03999599 399100 CRAW2 CASH FWD	.00	-200,000.00	-200,000.00	.00	.00	.00	-100.0%
03999599 399100 FRP CASH FWD	.00	.00	-22,161.00	.00	.00	.00	.0%
03999599 399100 PDWID CASH FWD	.00	-714,000.00	.00	.00	.00	.00	-100.0%
03999599 399100 S14SR CASH FWD	.00	-110,000.00	-110,000.00	.00	.00	.00	-100.0%
TOTAL RESERVES	-103,770.00	-2,366,845.00	-1,782,479.00	.00	.00	-1,613,486.00	-31.8%
TOTAL CNTY TRANSPORTATION FU	-8,453,513.74	-12,036,546.00	-12,575,743.00	-7,350,446.07	.00	-13,863,558.00	15.2%
04000000 MUNICIPAL SERVICE FUND							
04000000 311100 AD VALOREM	-7,422,192.82	-7,891,163.00	-7,891,163.00	-7,823,352.32	.00	-8,358,735.00	5.9%
04000000 311200 DELINQ AD	-198,583.64	-15,000.00	-15,000.00	-191,867.76	.00	-129,000.00	760.0%
04000000 315000 COM S TAX	-722,246.80	-689,263.00	-689,263.00	-644,340.15	.00	-679,060.00	-1.5%
04000000 335120 ST REVENUE	-600,785.41	-558,579.00	-558,579.00	-628,307.90	.00	-620,924.00	11.2%
04000000 335140 MOBILE HOM	-20,061.58	-25,000.00	-25,000.00	-17,441.42	.00	-20,000.00	-20.0%
04000000 336000 PYMT-LIEU	-584.72	-600.00	-600.00	-551.91	.00	-600.00	.0%
04000000 351150 LEO FEE	-204.00	-200.00	-200.00	-64.00	.00	-200.00	.0%

09/28/2016 12:00
6235cwoo

BOARD OF COMMISSIONERS
NEXT YEAR / CURRENT YEAR BUDGET ANALYSIS

P 17
bgnyrpts

PROJECTION: 20171 2016/2017 BUDGET

FOR PERIOD 99

ACCOUNTS FOR:

MUNICIPAL SERVICE FUND			2015 ACTUAL	2016 ORIG BUD	2016 REVISED BUD	2016 ACTUAL	2016 PROJECTION	2017 FINAL	PCT CHANGE
04000000	361101	INT-BANK	-1,652.18	-30,000.00	-30,000.00	-612.82	.00	-30,661.00	2.2%
04000000	361101	BUN02 INT-BANK	.00	.00	.00	-3,733.12	.00	.00	.0%
04000000	361101	EVRB INT-BANK	-16,435.83	.00	.00	-10,237.82	.00	.00	.0%
04000000	361101	FFSB1 INT-BANK	-5.87	.00	.00	.00	.00	.00	.0%
04000000	361120	INT-SBA	-.31	.00	.00	.00	.00	.00	.0%
04000000	361161	EVRB5 CD INTERES	-3.27	.00	.00	-12.22	.00	.00	.0%
04000000	361161	EVRB6 CD INTERES	-12,975.94	.00	.00	-19,419.60	.00	.00	.0%
04000000	361161	EVRB8 CD INTERES	.00	.00	.00	-5,045.49	.00	.00	.0%
04000000	361300	INC FV INV	-24,307.98	.00	.00	.00	.00	.00	.0%
04000000	365910	SALE-SCRAP	.00	.00	.00	-141.95	.00	.00	.0%
04000000	369900	MISCELLANE	.00	.00	.00	-51.00	.00	.00	.0%
04000000	369910	REF PY-EXP	-55,887.44	.00	.00	-9,120.41	.00	.00	.0%
04000000	381090	TI-1 CENT	-3,044,165.00	-1,593,339.00	-1,593,339.00	-1,593,339.00	.00	-3,246,326.00	103.7%
04000000	386701	RES EQ-T/C	.00	-8,000.00	.00	.00	.00	.00	-100.0%
04000000	386701	TAXCO RES EQ-TC	-23,614.34	.00	-8,000.00	.00	.00	-8,000.00	.0%
04000000	399100	CASH FWD	.00	-1,625,704.00	-1,625,704.00	.00	.00	.00	-100.0%
04000000	399100	FRP CASH FWD	.00	-1,144.00	-1,144.00	.00	.00	.00	-100.0%
TOTAL MUNICIPAL SERVICE FUND			-12,143,707.13	-12,437,992.00	-12,437,992.00	-10,947,638.89	.00	-13,093,506.00	5.3%
04005541 GRANTS									
04005541	331492	BSBPT FHWA	.00	.00	.00	.00	.00	-11,873.00	.0%
TOTAL GRANTS			.00	.00	.00	.00	.00	-11,873.00	.0%
04005562 ANIMAL CONTROL GRANTS									
04005562	337600	PET14 GNT-HUM SV	-71,138.00	.00	.00	.00	.00	.00	.0%
04005562	366100	PTC16 PRIV GRANT	.00	.00	-30,000.00	-30,000.00	.00	.00	.0%
TOTAL ANIMAL CONTROL GRANTS			-71,138.00	.00	-30,000.00	-30,000.00	.00	.00	.0%
04099581 TRANSFER OUT									
04099581	399100	SHADM CASH FWD	.00	-942,067.00	-942,067.00	.00	.00	.00	-100.0%
04099581	399100	ST71 CASH FWD	.00	.00	.00	.00	.00	-643,000.00	.0%
TOTAL TRANSFER OUT			.00	-942,067.00	-942,067.00	.00	.00	-643,000.00	-31.7%
04222522 FIRE INSPECTOR									
04222522	329105	SP/DFEES	-10,080.00	-7,000.00	-7,000.00	-9,393.75	.00	-7,000.00	.0%
04222522	342201	FALSE ALAR	-5,825.00	-4,000.00	-4,000.00	.00	.00	-1,800.00	-55.0%

09/28/2016 12:00
6235cwoo

BOARD OF COMMISSIONERS
NEXT YEAR / CURRENT YEAR BUDGET ANALYSIS

P 18
bgnyrpts

PROJECTION: 20171 2016/2017 BUDGET

FOR PERIOD 99

ACCOUNTS FOR:

MUNICIPAL SERVICE FUND			2015 ACTUAL	2016 ORIG BUD	2016 REVISED BUD	2016 ACTUAL	2016 PROJECTION	2017 FINAL	PCT CHANGE
04222522	342205	FW PERMIT	-220.00	-250.00	-250.00	-320.00	.00	-240.00	-4.0%
04222522	342206	FIRE RATE	.00	-300.00	-300.00	-150.00	.00	-450.00	50.0%
04222522	342511	FIRE INSP	-65,278.45	-37,500.00	-37,500.00	-32,836.30	.00	-38,750.00	3.3%
04222522	342515	FL SAFE FE	-37,522.86	-10,000.00	-10,000.00	-15,806.17	.00	-7,500.00	-25.0%
04222522	349000	OTHER SVC	-1,280.00	.00	.00	.00	.00	.00	.0%
04222522	366910	DONATIONS	-1,000.00	.00	.00	.00	.00	.00	.0%
04222522	399100	CASH FWD	.00	.00	-83.00	.00	.00	.00	.0%
TOTAL FIRE INSPECTOR			-121,206.31	-59,050.00	-59,133.00	-58,506.22	.00	-55,740.00	-5.6%
04223522 FIRE DEPT-NCBCC									
04223522	349000	OTHER SVC	.00	.00	.00	-4,160.00	.00	-1,400.00	.0%
04223522	364410	SURP EQUIP	-530.00	.00	.00	.00	.00	.00	.0%
04223522	364410	FRP SURP EQUIP	-2,120.00	.00	-2,500.00	.00	.00	-5,000.00	.0%
04223522	364420	FRP GAIN-FIX A	.00	-2,500.00	.00	.00	.00	.00	-100.0%
04223522	366910	DONATIONS	.00	.00	.00	-20.00	.00	.00	.0%
04223522	369909	W/C INS PR	-1,563.72	.00	.00	-13,952.82	.00	.00	.0%
04223522	399100	AIRRP CASH FWD	.00	.00	.00	.00	.00	-11,200.00	.0%
04223522	399100	DUCT CASH FWD	.00	.00	.00	.00	.00	-690.00	.0%
04223522	399100	FRP CASH FWD	.00	-425,488.00	-425,488.00	.00	.00	.00	-100.0%
04223522	399100	ROUTR CASH FWD	.00	.00	.00	.00	.00	-12,650.00	.0%
04223522	399100	ST20 CASH FWD	.00	.00	.00	.00	.00	-43,929.00	.0%
04223522	399100	ST30 CASH FWD	.00	-20,000.00	-12,154.00	.00	.00	.00	-100.0%
04223522	399100	ST40 CASH FWD	.00	.00	-10,100.00	.00	.00	.00	.0%
04223522	399100	ST70 CASH FWD	.00	-10,000.00	-28,353.00	.00	.00	.00	-100.0%
04223522	399100	ST90 CASH FWD	.00	-100,000.00	-36,591.00	.00	.00	.00	-100.0%
TOTAL FIRE DEPT-NCBCC			-4,213.72	-557,988.00	-515,186.00	-18,132.82	.00	-74,869.00	-86.6%
04243524 CODE ENFORCEMENT									
04243524	342522	ADM FEE-CE	-5,865.62	-4,000.00	-4,000.00	-4,013.50	.00	-3,000.00	-25.0%
04243524	349004	COPY&PUBLI	-110.85	.00	.00	-360.85	.00	.00	.0%
04243524	354000	VIOL-LOCAL	-1,038.27	-2,000.00	-2,000.00	.00	.00	-2,000.00	.0%
04243524	364410	FRP SURP EQUIP	.00	.00	-300.00	-1,000.00	.00	-300.00	.0%
04243524	364420	FRP GAIN-FIX A	.00	-300.00	.00	.00	.00	.00	-100.0%
04243524	369900	MISC REV	-1.05	.00	.00	.00	.00	.00	.0%
TOTAL CODE ENFORCEMENT			-7,015.79	-6,300.00	-6,300.00	-5,374.35	.00	-5,300.00	-15.9%
04247515 PLANNING/ ECONOMIC OPPORTUNITY									
04247515	329101	CONCUR MGT	-2,500.00	-2,000.00	-2,000.00	.00	.00	.00	-100.0%

09/28/2016 12:00
6235cwo

BOARD OF COMMISSIONERS
NEXT YEAR / CURRENT YEAR BUDGET ANALYSIS

P 20
bgnyrpts

PROJECTION: 20171 2016/2017 BUDGET

FOR PERIOD 99

ACCOUNTS FOR:

MUNICIPAL SERVICE FUND	2015 ACTUAL	2016 ORIG BUD	2016 REVISED BUD	2016 ACTUAL	2016 PROJECTION	2017 FINAL	PCT CHANGE
04999599 399100 CASH FWD	.00	-1,302,912.00	-1,506,299.00	.00	.00	-1,857,296.00	42.5%
04999599 399100 FRP CASH FWD	.00	.00	-2,120.00	.00	.00	.00	.0%
TOTAL RESERVES	-1,506.50	-1,302,912.00	-1,508,419.00	.00	.00	-1,857,296.00	42.5%
TOTAL MUNICIPAL SERVICE FUND	-12,499,023.36	-15,502,791.00	-15,713,230.00	-11,179,729.14	.00	-15,979,485.00	3.1%
09000000 ONE CENT SMALL COUNTY SURTAX							
09000000 312610 1CT SURTAX	-8,528,831.78	-8,450,000.00	-8,450,000.00	-8,484,814.32	.00	-9,470,759.00	12.1%
09000000 361101 INT-BANK	-3,236.72	-50,000.00	-50,000.00	-952.45	.00	-50,000.00	.0%
09000000 361101 BUN01 INT-BANK	-3,868.76	.00	.00	.00	.00	.00	.0%
09000000 361101 BUN02 INT-BANK	.00	.00	.00	-801.99	.00	.00	.0%
09000000 361101 EVRB INT-BANK	-7,807.67	.00	.00	-5,805.99	.00	.00	.0%
09000000 361101 FFSB1 INT-BANK	-22.60	.00	.00	.00	.00	.00	.0%
09000000 361101 FNB5 INT-BANK	-6,944.52	.00	.00	.00	.00	.00	.0%
09000000 361120 INT-SBA	-.23	.00	.00	.00	.00	.00	.0%
09000000 361161 EVRB2 CD INTERES	-13,714.53	.00	.00	.00	.00	.00	.0%
09000000 361161 EVRB4 CD INTERES	-5,347.17	.00	.00	.00	.00	.00	.0%
09000000 361161 EVRB5 CD INTERES	-10,930.64	.00	.00	-15,711.27	.00	.00	.0%
09000000 361161 EVRB6 CD INTERES	-12,288.09	.00	.00	-15,436.47	.00	.00	.0%
09000000 361161 EVRB8 CD INTERES	.00	.00	.00	-5,045.49	.00	.00	.0%
09000000 361300 INC FV INV	-18,461.85	.00	.00	.00	.00	.00	.0%
09000000 399100 CASH FWD	.00	.00	.00	.00	.00	-3,240,723.00	.0%
TOTAL ONE CENT SMALL COUNTY	-8,611,454.56	-8,500,000.00	-8,500,000.00	-8,528,567.98	.00	-12,761,482.00	50.1%
09061582 SUPERVISOR OF ELECTIONS							
09061582 399100 ADAOS CASH FWD	.00	-100,000.00	-100,000.00	.00	.00	-100,000.00	.0%
TOTAL SUPERVISOR OF ELECTION	.00	-100,000.00	-100,000.00	.00	.00	-100,000.00	.0%
09072523 MAINT-DETENTION CENTER							
09072523 399100 CASH FWD	.00	.00	.00	.00	.00	-250,000.00	.0%
TOTAL MAINT-DETENTION CENTER	.00	.00	.00	.00	.00	-250,000.00	.0%
09075572 MAINT-P&R/BEACH							
09075572 399100 PPBPP CASH FWD	.00	.00	.00	.00	.00	-256,395.00	.0%
09075572 399100 PPPK CASH FWD	.00	.00	.00	.00	.00	-191,570.00	.0%
TOTAL MAINT-P&R/BEACH	.00	.00	.00	.00	.00	-447,965.00	.0%
09099581 TRANSFER OUTS							
09099581 399100 CHTPO CASH FWD	.00	-1,000,000.00	.00	.00	.00	.00	-100.0%

09/28/2016 12:00
6235cwoo

BOARD OF COMMISSIONERS
NEXT YEAR / CURRENT YEAR BUDGET ANALYSIS

P 21
bgnyrpts

PROJECTION: 20171 2016/2017 BUDGET

FOR PERIOD 99

ACCOUNTS FOR:

ONE CENT SMALL COUNTY SURTAX	2015 ACTUAL	2016 ORIG BUD	2016 REVISED BUD	2016 ACTUAL	2016 PROJECTION	2017 FINAL	PCT CHANGE
09099581 399100 PDCII CASH FWD	.00	.00	-3,553,759.00	.00	.00	.00	.0%
09099581 399100 SHADM CASH FWD	.00	-779,719.00	-779,719.00	.00	.00	.00	-100.0%
TOTAL TRANSFER OUTS	.00	-1,779,719.00	-4,333,478.00	.00	.00	.00	-100.0%
<hr/>							
09213521 SHERIFF ADMINISTRATIVE BUILDIN							
09213521 399100 CASH FWD	.00	-94,888.00	-94,888.00	.00	.00	-94,888.00	.0%
TOTAL SHERIFF ADMINISTRATIVE	.00	-94,888.00	-94,888.00	.00	.00	-94,888.00	.0%
<hr/>							
09252525 PUBLIC SAFETY-COMMUNICATION SY							
09252525 399100 911CC CASH FWD	.00	.00	-31,099.00	.00	.00	.00	.0%
09252525 399100 MCOM2 CASH FWD	.00	-84,000.00	-84,000.00	.00	.00	-84,000.00	.0%
TOTAL PUBLIC SAFETY-COMMUNIC	.00	-84,000.00	-115,099.00	.00	.00	-84,000.00	.0%
<hr/>							
09261526 RESCUE							
09261526 399100 EXTRI CASH FWD	.00	-69,660.00	-69,660.00	.00	.00	.00	-100.0%
TOTAL RESCUE	.00	-69,660.00	-69,660.00	.00	.00	.00	-100.0%
<hr/>							
09399539 BEACH EROSION CONTROL PROGRAM							
09399539 399100 BRSP CASH FWD	.00	-800,000.00	-800,000.00	.00	.00	-652,870.00	-18.4%
TOTAL BEACH EROSION CONTROL	.00	-800,000.00	-800,000.00	.00	.00	-652,870.00	-18.4%
<hr/>							
09402541 DRAINAGE							
09402541 399100 SFORK CASH FWD	.00	-150,000.00	-180,802.00	.00	.00	.00	-100.0%
TOTAL DRAINAGE	.00	-150,000.00	-180,802.00	.00	.00	.00	-100.0%
<hr/>							
09404541 ROAD & BRIDGE							
09404541 381630 CLFPK TI-CP-TAX	-23,194.00	.00	.00	.00	.00	.00	.0%
09404541 399100 CASH FWD	.00	.00	-8,178.00	.00	.00	.00	.0%
09404541 399100 CIP CASH FWD	.00	-4,000.00	-5,416.00	.00	.00	.00	-100.0%
TOTAL ROAD & BRIDGE	-23,194.00	-4,000.00	-13,594.00	.00	.00	.00	-100.0%
<hr/>							
09420541 ENGINEERING SERVICES							
09420541 399100 CASH FWD	.00	-12,273.00	-12,273.00	.00	.00	-12,273.00	.0%

09/28/2016 12:00
6235cwoo

BOARD OF COMMISSIONERS
NEXT YEAR / CURRENT YEAR BUDGET ANALYSIS

P 23
bgnyrpts

PROJECTION: 20171 2016/2017 BUDGET

FOR PERIOD 99

ACCOUNTS FOR:

SPECIAL LAW ENFORCEMENT			2015 ACTUAL	2016 ORIG BUD	2016 REVISED BUD	2016 ACTUAL	2016 PROJECTION	2017 FINAL	PCT CHANGE
11000000	361101	INT-BANK	-20.78	.00	.00	.00	.00	.00	.0%
11000000	361101	EVRB INT-BANK	-339.25	.00	.00	.00	.00	.00	.0%
11000000	361101	FFSB1 INT-BANK	-20.79	.00	.00	.00	.00	.00	.0%
TOTAL SPECIAL LAW ENFORCEMEN			-2,337.02	.00	.00	.00	.00	.00	.0%
TOTAL SPECIAL LAW ENFORCEMEN			-2,337.02	.00	.00	.00	.00	.00	.0%
12215521 DARE DONATIONS									
12215521	361101	INT-BANK	-18.66	-20.00	-20.00	-8.62	.00	-10.00	-50.0%
12215521	366920	DARE DONAT	-3,070.00	.00	.00	.00	.00	.00	.0%
12215521	399100	CASH FWD	.00	-2,445.00	-2,951.00	.00	.00	-2,960.00	21.1%
TOTAL DARE DONATIONS			-3,088.66	-2,465.00	-2,971.00	-8.62	.00	-2,970.00	20.5%
TOTAL SHERIFF DONATION FUND			-3,088.66	-2,465.00	-2,971.00	-8.62	.00	-2,970.00	20.5%
13000000 LAW ENFORCEMENT TRUST FUND									
13000000	351200	J/F-CC CRI	.00	-5,000.00	-5,000.00	.00	.00	.00	-100.0%
13000000	358200	ASSETS SEI	-33,625.62	-5,000.00	-5,000.00	-57,362.73	.00	-15,000.00	200.0%
13000000	361101	INT-BANK	-69.49	-75.00	-75.00	-69.00	.00	-150.00	100.0%
13000000	361101	BUN02 INT-BANK	.00	.00	.00	-95.74	.00	.00	.0%
13000000	361101	FFSB1 INT-BANK	-12.53	.00	.00	.00	.00	.00	.0%
13000000	369900	MISC REV	-566.66	.00	.00	-200.00	.00	.00	.0%
13000000	399100	CASH FWD	.00	-41,786.00	-58,208.00	.00	.00	-80,388.00	92.4%
TOTAL LAW ENFORCEMENT TRUST			-34,274.30	-51,861.00	-68,283.00	-57,727.47	.00	-95,538.00	84.2%
TOTAL LAW ENFORCEMENT TRUST			-34,274.30	-51,861.00	-68,283.00	-57,727.47	.00	-95,538.00	84.2%
15000000 NC ANTI-DRUG ENFORC GRANT									
15000000	361101	INT-BANK	-1.41	-1.00	-1.00	-1.57	.00	.00	-100.0%
15000000	399100	CASH FWD	.00	-432.00	-432.00	.00	.00	-434.00	.5%
TOTAL NC ANTI-DRUG ENFORC GR			-1.41	-433.00	-433.00	-1.57	.00	-434.00	.2%
15001521 BOARD OF CO COMMISSIONERS									
15001521	361101	DOME INT-BANK	-43.22	-45.00	-45.00	-50.18	.00	.00	-100.0%
15001521	369404	DOME DME PROGRM	-1,750.00	.00	.00	.00	.00	.00	.0%
15001521	399100	DOME CASH FWD	.00	-10,644.00	-13,643.00	.00	.00	-13,698.00	28.7%
TOTAL BOARD OF CO COMMISSION			-1,793.22	-10,689.00	-13,688.00	-50.18	.00	-13,698.00	28.2%
15037521 SHERIFF GRANTS									
15037521	331211	0150 JAG	-4,547.83	.00	.00	.00	.00	.00	.0%

09/28/2016 12:00
6235cwoo

BOARD OF COMMISSIONERS
NEXT YEAR / CURRENT YEAR BUDGET ANALYSIS

P 24
bgnyrpts

PROJECTION: 20171 2016/2017 BUDGET

FOR PERIOD 99

ACCOUNTS FOR:

NC ANTI-DRUG ENFORC GRANT	2015 ACTUAL	2016 ORIG BUD	2016 REVISED BUD	2016 ACTUAL	2016 PROJECTION	2017 FINAL	PCT CHANGE
15037521 331211 1523 JAG	.00	-41,911.00	.00	.00	.00	.00	-100.0%
15037521 331211 E5005 JAG	-39,909.08	.00	.00	.00	.00	-45,615.00	.0%
15037521 331211 H3067 JAG	.00	.00	-41,911.00	-14,735.20	.00	.00	.0%
15037521 331211 H4082 JAG	.00	.00	-6,344.00	-6,344.00	.00	.00	.0%
15037521 331211 R1037 JAG	-6,362.00	.00	.00	.00	.00	.00	.0%
15037521 331211 R3010 JAG	-35,365.09	.00	.00	-13,197.49	.00	.00	.0%
15037521 331216 11SCP SCAAP GRAN	-3,391.48	.00	.00	.00	.00	.00	.0%
15037521 331216 12SCP SCAAP GRAN	-3,720.86	.00	-755.00	-754.37	.00	.00	.0%
15037521 331216 13SCP SCAAP GRAN	.00	-1,813.00	-3,580.00	-3,579.12	.00	-1,850.00	2.0%
15037521 331216 14SCP SCAAP GRAN	.00	-4,034.00	-4,036.00	-4,035.05	.00	-5,184.00	28.5%
15037521 331216 15SCP SCAAP GRAN	.00	-4,238.00	-4,239.00	-4,238.53	.00	-4,254.00	.4%
15037521 331216 16SCP SCAAP GRAN	.00	.00	-5,454.00	-5,454.00	.00	-5,476.00	.0%
15037521 361101 11SCP INT-BANK	-8.04	.00	.00	.00	.00	.00	.0%
15037521 361101 13SCP INT-BANK	.00	.00	.00	-7.06	.00	.00	.0%
15037521 361101 14SCP INT-BANK	.00	.00	.00	-16.12	.00	.00	.0%
15037521 361101 15SCP INT-BANK	.00	.00	.00	-13.45	.00	.00	.0%
15037521 361101 16SCP INT-BANK	.00	.00	.00	-18.89	.00	.00	.0%
15037521 369910 14SCP REF PY-EXP	.00	.00	-1,130.00	-1,130.36	.00	.00	.0%
TOTAL SHERIFF GRANTS	-93,304.38	-51,996.00	-67,449.00	-53,523.64	.00	-62,379.00	20.0%
<hr/>							
15214521 DEET-MISC PROGRAM INCOME							
15214521 351000 JUDGE&FINE	-2,412.53	-1,000.00	-1,000.00	-377.55	.00	-500.00	-50.0%
15214521 358200 ASSETS SEI	-6,975.00	.00	.00	-851.00	.00	.00	.0%
15214521 361101 INT-BANK	-24.45	.00	.00	-49.76	.00	.00	.0%
15214521 364490 SALE-FASSE	-1,119.25	.00	.00	.00	.00	.00	.0%
15214521 369000 OTHER MISC	-5,950.00	.00	.00	.00	.00	.00	.0%
15214521 399100 CASH FWD	.00	-17,131.00	-17,011.00	.00	.00	-5,977.00	-65.1%
TOTAL DEET-MISC PROGRAM INCO	-16,481.23	-18,131.00	-18,011.00	-1,278.31	.00	-6,477.00	-64.3%
TOTAL NC ANTI-DRUG ENFORC GR	-111,580.24	-81,249.00	-99,581.00	-54,853.70	.00	-82,988.00	2.1%
<hr/>							
18000000 COURT FACILITY FEES FUND							
18000000 348930 TRAF/COURT	-127,538.85	-120,000.00	-120,000.00	-109,321.77	.00	-115,000.00	-4.2%
18000000 361101 INT-BANK	-71.88	-4,000.00	-4,000.00	-134.20	.00	-4,000.00	.0%
18000000 361101 BUN02 INT-BANK	.00	.00	.00	-87.47	.00	.00	.0%
18000000 361101 EVRB INT-BANK	-3,522.56	.00	.00	-3,139.99	.00	.00	.0%
18000000 399100 CASH FWD	.00	-615,000.00	-575,992.00	.00	.00	-623,067.00	1.3%
TOTAL COURT FACILITY FEES FU	-131,133.29	-739,000.00	-699,992.00	-112,683.43	.00	-742,067.00	.4%
<hr/>							
18160712 GEN OPS/COURTHOUSE FACILITIES							
18160712 399100 CASH FWD	.00	.00	-17,250.00	.00	.00	.00	.0%

09/28/2016 12:00
6235cwoo

BOARD OF COMMISSIONERS
NEXT YEAR / CURRENT YEAR BUDGET ANALYSIS

P 25
bgnyrpts

PROJECTION: 20171 2016/2017 BUDGET

FOR PERIOD 99

ACCOUNTS FOR:

COURT FACILITY FEES FUND	2015 ACTUAL	2016 ORIG BUD	2016 REVISED BUD	2016 ACTUAL	2016 PROJECTION	2017 FINAL	PCT CHANGE
18160712 399100 HCCAM CASH FWD	.00	.00	-68,425.00	.00	.00	.00	.0%
TOTAL GEN OPS/COURTHOUSE FAC	.00	.00	-85,675.00	.00	.00	.00	.0%
TOTAL COURT FACILITY FEES FU	-131,133.29	-739,000.00	-785,667.00	-112,683.43	.00	-742,067.00	.4%
19000000 LAW LIBRARY TRUST FUND							
19000000 361101 INT-BANK	-10.42	-750.00	-750.00	-30.78	.00	-750.00	.0%
19000000 361101 EVRB INT-BANK	-770.64	.00	.00	-617.51	.00	.00	.0%
19000000 369910 REF PY-EXP	-468.73	.00	.00	.00	.00	.00	.0%
19000000 399100 CASH FWD	.00	-152,411.00	-152,120.00	.00	.00	-148,670.00	-2.5%
TOTAL LAW LIBRARY TRUST FUND	-1,249.79	-153,161.00	-152,870.00	-648.29	.00	-149,420.00	-2.4%
19171714 LAW LIB-ADD. COURT 939.185							
19171714 348923 939.185	-29,632.48	-32,000.00	-32,000.00	-23,112.20	.00	-28,000.00	-12.5%
TOTAL LAW LIB-ADD. COURT 939	-29,632.48	-32,000.00	-32,000.00	-23,112.20	.00	-28,000.00	-12.5%
TOTAL LAW LIBRARY TRUST FUND	-30,882.27	-185,161.00	-184,870.00	-23,760.49	.00	-177,420.00	-4.2%
20000000 CRIMINAL JUSTICE TRUST							
20000000 348921 939.185	-31,957.82	-32,000.00	-32,000.00	-23,112.20	.00	-28,000.00	-12.5%
20000000 361101 INT-BANK	-28.90	-600.00	-600.00	-39.91	.00	-800.00	33.3%
20000000 361101 BUN02 INT-BANK	.00	.00	.00	-52.48	.00	.00	.0%
20000000 361101 EVRB INT-BANK	-1,041.70	.00	.00	-825.34	.00	.00	.0%
20000000 399100 CASH FWD	.00	-210,050.00	-217,447.00	.00	.00	-207,543.00	-1.2%
TOTAL CRIMINAL JUSTICE TRUST	-33,028.42	-242,650.00	-250,047.00	-24,029.93	.00	-236,343.00	-2.6%
20171719 COURT RELATED 939.185							
20171719 348921 JUV CR	-30,795.06	-32,000.00	-32,000.00	-23,112.10	.00	-28,000.00	-12.5%
TOTAL COURT RELATED 939.185	-30,795.06	-32,000.00	-32,000.00	-23,112.10	.00	-28,000.00	-12.5%
TOTAL CRIMINAL JUSTICE TRUST	-63,823.48	-274,650.00	-282,047.00	-47,142.03	.00	-264,343.00	-3.8%
22000000 SPECIAL DRUG AND ALCOHOL REHAB							
22000000 348990 SP ALCOHOL	-5,354.46	-5,500.00	-5,500.00	-3,589.93	.00	-4,500.00	-18.2%
22000000 361101 INT-BANK	-.26	.00	.00	-.33	.00	.00	.0%
TOTAL SPECIAL DRUG AND ALCOH	-5,354.72	-5,500.00	-5,500.00	-3,590.26	.00	-4,500.00	-18.2%
TOTAL SPECIAL DRUG AND ALCOH	-5,354.72	-5,500.00	-5,500.00	-3,590.26	.00	-4,500.00	-18.2%
23000000 LEGAL AID TRUST FUND							
23000000 361101 EVRB INT-BANK	-75.81	.00	.00	.00	.00	.00	.0%

09/28/2016 12:00
6235cwo

BOARD OF COMMISSIONERS
NEXT YEAR / CURRENT YEAR BUDGET ANALYSIS

P 27
bgnyrpts

PROJECTION: 20171 2016/2017 BUDGET

FOR PERIOD 99

ACCOUNTS FOR:

EMS COUNTY AWARD-HRS FUND	2015 ACTUAL	2016 ORIG BUD	2016 REVISED BUD	2016 ACTUAL	2016 PROJECTION	2017 FINAL	PCT CHANGE
27261525 334202 C1645 EMS GRANT	.00	-9,131.00	-9,249.00	-9,248.21	.00	.00	-100.0%
27261525 334202 C1745 EMS GRANT	.00	.00	.00	.00	.00	-9,937.00	.0%
TOTAL EMS AWARDED GRANTS	-9,550.00	-9,131.00	-9,249.00	-9,248.21	.00	-9,937.00	8.8%
TOTAL EMS COUNTY AWARD-HRS F	-9,550.00	-9,131.00	-9,249.00	-9,248.21	.00	-9,937.00	8.8%
35005538 GRANT-FLOOD CONTROL/STORMWATER							
35005538 334360 THCRK SG-FLOOD C	-567,000.00	.00	.00	.00	.00	.00	.0%
35005538 337380 THCRK SJRWMD FC	.00	.00	-500,000.00	.00	.00	-487,500.00	.0%
TOTAL GRANT-FLOOD CONTROL/ST	-567,000.00	.00	-500,000.00	.00	.00	-487,500.00	.0%
TOTAL GRANTS	-567,000.00	.00	-500,000.00	.00	.00	-487,500.00	.0%
36399539 AI BEACH RENOURISHMENT MSTU							
36399539 311100 AD VALOREM	.00	.00	.00	.00	.00	-310,609.00	.0%
36399539 361101 INT-BANK	.00	.00	.00	.00	.00	-1,391.00	.0%
TOTAL AI BEACH RENOURISHMENT	.00	.00	.00	.00	.00	-312,000.00	.0%
TOTAL AI BEACH RENOURISHMENT	.00	.00	.00	.00	.00	-312,000.00	.0%
37000000 AI TOURIST DEVELOP FUND							
37000000 312120 TOURIST TX	-4,953,678.33	-4,567,500.00	-4,567,500.00	-4,876,643.36	.00	-4,795,875.00	5.0%
37000000 361101 INT-BANK	-468.55	.00	.00	-1,006.39	.00	.00	.0%
37000000 361101 BUN01 INT-BANK	-685.82	.00	.00	-908.61	.00	.00	.0%
37000000 361101 CBC1 INT-BANK	.00	.00	.00	-104.57	.00	.00	.0%
37000000 361101 EVRB INT-BANK	-13,786.57	.00	.00	-16,942.67	.00	.00	.0%
37000000 361101 FFSB1 INT-BANK	-.09	.00	.00	.00	.00	.00	.0%
37000000 361101 FNB5 INT-BANK	-1,537.69	.00	.00	.00	.00	.00	.0%
37000000 361161 EVRB5 CD INTERES	-5,382.51	.00	.00	-7,733.51	.00	.00	.0%
37000000 361161 EVRB6 CD INTERES	.00	.00	.00	-897.51	.00	.00	.0%
37000000 399951 CS-FW RES	.00	-50,452.00	-49,680.00	.00	.00	-50,119.00	-.7%
37000000 399952 CS-FWD MAR	.00	-1,901,070.00	-2,213,162.00	.00	.00	-2,438,399.00	28.3%
37000000 399953 CS FWD-TRD	.00	-748,609.00	-648,697.00	.00	.00	-596,657.00	-20.3%
37000000 399954 CS FWD-BCH	.00	-1,705,622.00	-1,700,557.00	.00	.00	-2,105,046.00	23.4%
TOTAL AI TOURIST DEVELOP FUN	-4,975,539.56	-8,973,253.00	-9,179,596.00	-4,904,236.62	.00	-9,986,096.00	11.3%
TOTAL AI TOURIST DEVELOP FUN	-4,975,539.56	-8,973,253.00	-9,179,596.00	-4,904,236.62	.00	-9,986,096.00	11.3%
41152521 PLANNING D502-LAW ENFORCEMENT							
41152521 324111 IF-RES-PS	-9,505.26	-9,100.00	-9,100.00	-12,753.15	.00	.00	-100.0%

09/28/2016 12:00
6235cwoo

BOARD OF COMMISSIONERS
NEXT YEAR / CURRENT YEAR BUDGET ANALYSIS

P 28
bgnyrpts

PROJECTION: 20171 2016/2017 BUDGET

FOR PERIOD 99

ACCOUNTS FOR:

NC	IMPACT	FEE	ORD	FUND	2015 ACTUAL	2016 ORIG BUD	2016 REVISED BUD	2016 ACTUAL	2016 PROJECTION	2017 FINAL	PCT CHANGE
41152521	324121			IM-COMM-PS	-1,312.04	-1,500.00	-1,500.00	-3,310.52	.00	.00	-100.0%
41152521	361101			INT-BANK	-127.44	-230.00	-230.00	-9.57	.00	-450.00	95.7%
41152521	361101	BUN01		INT-BANK	-143.80	.00	.00	-348.79	.00	.00	.0%
41152521	361101	CBC1		INT-BANK	.00	.00	.00	-78.94	.00	.00	.0%
41152521	361101	EVRB		MM INTERES	-10.95	.00	.00	.00	.00	.00	.0%
41152521	399100			CASH FWD	.00	-65,000.00	-65,030.00	.00	.00	-74,600.00	14.8%
TOTAL PLANNING D502-LAW ENFO					-11,099.49	-75,830.00	-75,860.00	-16,500.97	.00	-75,050.00	-1.0%
41152522 PLANNING D502-FIRE & RESCUE											
41152522	324112			IF-RES-PS	-7,675.88	-7,500.00	-7,500.00	-11,398.67	.00	.00	-100.0%
41152522	324122			IM-COMM-PS	-1,059.55	-1,100.00	-1,100.00	-2,673.38	.00	.00	-100.0%
41152522	361101			INT-BANK	-24.92	-30.00	-30.00	-7.81	.00	-80.00	166.7%
41152522	361101	BUN01		INT-BANK	.00	.00	.00	-4.44	.00	.00	.0%
41152522	361101	CBC1		INT-BANK	.00	.00	.00	-1.60	.00	.00	.0%
41152522	361101	EVRB		MM INTERES	-.95	.00	.00	-61.78	.00	.00	.0%
41152522	399100			CASH FWD	.00	-12,000.00	-11,862.00	.00	.00	-19,200.00	60.0%
TOTAL PLANNING D502-FIRE & R					-8,761.30	-20,630.00	-20,492.00	-14,147.68	.00	-19,280.00	-6.5%
41152541 PLANNING D502-TRANSPORTATION											
41152541	361101			INT-BANK	-173.44	-4,000.00	-4,000.00	-.03	.00	-4,000.00	.0%
41152541	361101	EVRB		MM INTERES	-4,033.63	.00	.00	-3,974.31	.00	.00	.0%
41152541	399100			CASH FWD	.00	-790,000.00	-787,759.00	.00	.00	-791,800.00	.2%
TOTAL PLANNING D502-TRANSPOR					-4,207.07	-794,000.00	-791,759.00	-3,974.34	.00	-795,800.00	.2%
41152572 D502-COMMUNITY PARK											
41152572	324611			IF-RES-C/R	-14,112.00	-14,000.00	-14,000.00	-18,994.00	.00	.00	-100.0%
41152572	361101			INT-BANK	-246.25	-420.00	-420.00	-15.57	.00	-1,000.00	138.1%
41152572	361101	BUN01		INT-BANK	-270.82	.00	.00	-651.32	.00	.00	.0%
41152572	361101	CBC1		INT-BANK	.00	.00	.00	-146.62	.00	.00	.0%
41152572	361101	EVRB		MM INTERES	-21.46	.00	.00	.00	.00	.00	.0%
41152572	399100			CASH FWD	.00	-122,000.00	-122,155.00	.00	.00	-137,600.00	12.8%
TOTAL D502-COMMUNITY PARK					-14,650.53	-136,420.00	-136,575.00	-19,807.51	.00	-138,600.00	1.6%
41153521 PLANNING D503-LAW ENFORCEMENT											
41153521	324111			IF-RES-PS	-114,708.83	-125,000.00	-125,000.00	-80,919.00	.00	.00	-100.0%
41153521	324121			IM-COMM-PS	-5,502.41	-3,500.00	-3,500.00	-25,275.13	.00	.00	-100.0%

09/28/2016 12:00
6235cwoo

BOARD OF COMMISSIONERS
NEXT YEAR / CURRENT YEAR BUDGET ANALYSIS

P 29
bgnyrpts

PROJECTION: 20171 2016/2017 BUDGET

FOR PERIOD 99

ACCOUNTS FOR:

NC	IMPACT	FEE	ORD	FUND	2015 ACTUAL	2016 ORIG BUD	2016 REVISED BUD	2016 ACTUAL	2016 PROJECTION	2017 FINAL	PCT CHANGE
41153521	361101			INT-BANK	-1,164.11	-2,000.00	-2,000.00	-47.89	.00	-2,000.00	.0%
41153521	361101	BUN01		INT-BANK	-1,334.66	.00	.00	-3,102.19	.00	.00	.0%
41153521	361101	CBC1		INT-BANK	.00	.00	.00	-683.98	.00	.00	.0%
41153521	361101	EVRB		MM INTERES	-96.25	.00	.00	-244.51	.00	.00	.0%
41153521	399100			CASH FWD	.00	-615,000.00	-607,571.00	.00	.00	-705,700.00	14.7%
TOTAL PLANNING D503-LAW ENFO					-122,806.26	-745,500.00	-738,071.00	-110,272.70	.00	-707,700.00	-5.1%
41153522 PLANNING D503-FIRE & RESCUE											
41153522	324112			IF-RES-PS	-92,631.73	-100,000.00	-100,000.00	-118,345.40	.00	.00	-100.0%
41153522	324122			IM-COMM-PS	-5,132.65	-3,200.00	-3,200.00	-20,819.17	.00	.00	-100.0%
41153522	361101			INT-BANK	-464.82	-750.00	-750.00	-36.21	.00	-50.00	-93.3%
41153522	361101	BUN01		INT-BANK	-550.30	.00	.00	-1,319.41	.00	.00	.0%
41153522	361101	CBC1		INT-BANK	.00	.00	.00	-296.56	.00	.00	.0%
41153522	361101	EVRB		MM INTERST	-37.38	.00	.00	-272.26	.00	.00	.0%
41153522	399100			CASH FWD	.00	-241,000.00	-256,896.00	.00	.00	-6,600.00	-97.3%
TOTAL PLANNING D503-FIRE & R					-98,816.88	-344,950.00	-360,846.00	-141,089.01	.00	-6,650.00	-98.1%
41153572 D503 COMMUNITY PARK											
41153572	324611			IF-RES-C/R	-171,246.00	-190,000.00	-190,000.00	-121,883.92	.00	.00	-100.0%
41153572	361101			INT-BANK	-817.76	-2,000.00	-2,000.00	-47.41	.00	-2,400.00	20.0%
41153572	361101	BUN01		INT-BANK	.00	.00	.00	-37.86	.00	.00	.0%
41153572	361101	CBC1		INT-BANK	.00	.00	.00	-13.64	.00	.00	.0%
41153572	361101	EVRB		MM INTERES	-1,247.55	.00	.00	-2,221.20	.00	.00	.0%
41153572	399100			CASH FWD	.00	-550,000.00	-538,797.00	.00	.00	-177,200.00	-67.8%
TOTAL D503 COMMUNITY PARK					-173,311.31	-742,000.00	-730,797.00	-124,204.03	.00	-179,600.00	-75.8%
41154521 PLANNING D504-LAW ENFORCEMENT											
41154521	324111			IF-RES-PS	-4,495.50	-4,100.00	-4,100.00	-3,896.10	.00	.00	-100.0%
41154521	324121			IM-COMM-PS	-1,594.22	-1,600.00	-1,600.00	.00	.00	.00	-100.0%
41154521	361101			INT-BANK	-53.97	-100.00	-100.00	-1.73	.00	-200.00	100.0%
41154521	361101	BUN01		INT-BANK	-62.18	.00	.00	-147.96	.00	.00	.0%
41154521	361101	CBC1		INT-BANK	.00	.00	.00	-33.08	.00	.00	.0%
41154521	361101	EVRB		MM INTERS	-4.55	.00	.00	.00	.00	.00	.0%
41154521	399100			CASH FWD	.00	-30,000.00	-27,815.00	.00	.00	-29,600.00	-1.3%
TOTAL PLANNING D504-LAW ENFO					-6,210.42	-35,800.00	-33,615.00	-4,078.87	.00	-29,800.00	-16.8%
41154522 PLANNING D504-FIRE & RESCUE											
41154522	324112			IF-RES-PS	-4,380.30	-5,000.00	-5,000.00	-3,146.26	.00	.00	-100.0%

09/28/2016 12:00
6235cwo

BOARD OF COMMISSIONERS
NEXT YEAR / CURRENT YEAR BUDGET ANALYSIS

P 30
bgnyrpts

PROJECTION: 20171 2016/2017 BUDGET

FOR PERIOD 99

ACCOUNTS FOR:

NC	IMPACT	FEE	ORD	FUND	2015 ACTUAL	2016 ORIG BUD	2016 REVISED BUD	2016 ACTUAL	2016 PROJECTION	2017 FINAL	PCT CHANGE
41154522	324122			IM-COMM-PS	-1,287.41	-1,300.00	-1,300.00	.00	.00	.00	-100.0%
41154522	361101			INT-BANK	-15.83	-20.00	-20.00	-3.57	.00	-50.00	150.0%
41154522	361101	BUN01		INT-BANK	.00	.00	.00	-13.19	.00	.00	.0%
41154522	361101	CBC1		INT-BANK	.00	.00	.00	-4.75	.00	.00	.0%
41154522	361101	EVRB		MM INTERES	-.57	.00	.00	-16.37	.00	.00	.0%
41154522	399100			CASH FWD	.00	-7,500.00	-7,063.00	.00	.00	-8,000.00	6.7%
TOTAL PLANNING D504-FIRE & R					-5,684.11	-13,820.00	-13,383.00	-3,184.14	.00	-8,050.00	-41.8%
41154541 PLANNING D504-TRANSPORTATION											
41154541	361101			INT-BANK	-449.34	-2,500.00	-2,500.00	.00	.00	-2,400.00	-4.0%
41154541	361101	EVRB		MM INTERES	-1,751.88	.00	.00	-2,385.56	.00	.00	.0%
41154541	399100			CASH FWD	.00	-475,000.00	-472,832.00	.00	.00	-475,200.00	.0%
TOTAL PLANNING D504-TRANSPOR					-2,201.22	-477,500.00	-475,332.00	-2,385.56	.00	-477,600.00	.0%
41154572 D504 COMMUNITY PARK											
41154572	324611			IF-RES-C/R	-4,911.00	-4,500.00	-4,500.00	-4,238.00	.00	.00	-100.0%
41154572	361101			INT-BANK	-60.97	-120.00	-120.00	-2.04	.00	-200.00	66.7%
41154572	361101	BUN01		INT-BANK	-66.96	.00	.00	-160.24	.00	.00	.0%
41154572	361101	CBC1		INT-BANK	.00	.00	.00	-36.00	.00	.00	.0%
41154572	361101	EVRB		MM INTERES	-5.21	.00	.00	.00	.00	.00	.0%
41154572	399100			CASH FWD	.00	-30,000.00	-30,119.00	.00	.00	-32,300.00	7.7%
TOTAL D504 COMMUNITY PARK					-5,044.14	-34,620.00	-34,739.00	-4,436.28	.00	-32,500.00	-6.1%
41155521 PLANNING D505-LAW ENFORCEMENT											
41155521	324111			IF-RES-PS	-8,391.60	-7,000.00	-7,000.00	-9,890.10	.00	.00	-100.0%
41155521	324121			IM-COMM-PS	-99.35	-100.00	-100.00	.00	.00	.00	-100.0%
41155521	361101			INT-BANK	-120.10	-200.00	-200.00	-6.59	.00	-400.00	100.0%
41155521	361101	BUN01		INT-BANK	-133.90	.00	.00	-319.16	.00	.00	.0%
41155521	361101	CBC1		INT-BANK	.00	.00	.00	-71.48	.00	.00	.0%
41155521	361101	EVRB		MM INTERES	-10.40	.00	.00	.00	.00	.00	.0%
41155521	399100			CASH FWD	.00	-60,000.00	-59,890.00	.00	.00	-67,600.00	12.7%
TOTAL PLANNING D505-LAW ENFO					-8,755.35	-67,300.00	-67,190.00	-10,287.33	.00	-68,000.00	1.0%
41155522 PLANNING D505-FIRE & RESCUE											
41155522	324112			IF-RES-PS	-8,276.56	-8,000.00	-8,000.00	-9,407.67	.00	.00	-100.0%
41155522	324122			IM-COMM-PS	-80.20	-100.00	-100.00	.00	.00	.00	-100.0%

09/28/2016 12:00
6235cwoo

BOARD OF COMMISSIONERS
NEXT YEAR / CURRENT YEAR BUDGET ANALYSIS

P 31
bgnyrpts

PROJECTION: 20171 2016/2017 BUDGET

FOR PERIOD 99

ACCOUNTS FOR:

NC	IMPACT	FEE	ORD	FUND	2015 ACTUAL	2016 ORIG BUD	2016 REVISED BUD	2016 ACTUAL	2016 PROJECTION	2017 FINAL	PCT CHANGE
41155522	361101			INT-BANK	-26.75	-30.00	-30.00	-10.67	.00	-100.00	233.3%
41155522	361101	BUN01		INT-BANK	-9.51	.00	.00	-55.95	.00	.00	.0%
41155522	361101	CBC1		INT-BANK	.00	.00	.00	-17.07	.00	.00	.0%
41155522	361101	EVRB		MM INTERES	-1.24	.00	.00	.00	.00	.00	.0%
41155522	399100			CASH FWD	.00	-13,000.00	-12,950.00	.00	.00	-18,800.00	44.6%
TOTAL PLANNING D505-FIRE & R					-8,394.26	-21,130.00	-21,080.00	-9,491.36	.00	-18,900.00	-10.6%
41155541 PLANNING D505-TRANSPORTATION											
41155541	361101			INT-BANK	-625.23	-1,000.00	-1,000.00	.00	.00	-2,000.00	100.0%
41155541	361101	BUN01		INT-BANK	-372.47	.00	.00	-856.12	.00	.00	.0%
41155541	361101	CBC1		INT-BANK	.00	.00	.00	-187.43	.00	.00	.0%
41155541	361101	EVRB		MM-INTERES	-257.98	.00	.00	-631.84	.00	.00	.0%
41155541	399100			CASH FWD	.00	-300,000.00	-288,540.00	.00	.00	-290,500.00	-3.2%
TOTAL PLANNING D505-TRANSPOR					-1,255.68	-301,000.00	-289,540.00	-1,675.39	.00	-292,500.00	-2.8%
41155572 D505 COMMUNITY PARK											
41155572	324611			IF-RES-C/R	-10,283.00	-9,500.00	-9,500.00	-12,331.85	.00	.00	-100.0%
41155572	361101			INT-BANK	-117.09	-200.00	-200.00	-9.99	.00	-350.00	75.0%
41155572	361101	BUN01		INT-BANK	-114.89	.00	.00	-279.12	.00	.00	.0%
41155572	361101	CBC1		INT-BANK	.00	.00	.00	-63.23	.00	.00	.0%
41155572	361101	EVRB		MM INTERES	-11.68	.00	.00	.00	.00	.00	.0%
41155572	399100			CASH FWD	.00	-52,000.00	-52,160.00	.00	.00	-62,100.00	19.4%
TOTAL D505 COMMUNITY PARK					-10,526.66	-61,700.00	-61,860.00	-12,684.19	.00	-62,450.00	1.2%
41157572 REGIONAL PARK											
41157572	324611			IF-RES-C/R	-283,266.50	-290,000.00	-290,000.00	-234,555.50	.00	.00	-100.0%
41157572	361101			INT-BANK	-516.78	-1,000.00	-1,000.00	-43.95	.00	-2,400.00	140.0%
41157572	361101	BUN01		INT-BANK	.00	.00	.00	-86.25	.00	.00	.0%
41157572	361101	CBC1		INT-BANK	.00	.00	.00	-31.07	.00	.00	.0%
41157572	361101	EVRB		MM INTERES	-593.65	.00	.00	-2,374.07	.00	.00	.0%
41157572	399100			CASH FWD	.00	-414,700.00	-411,608.00	.00	.00	-536,500.00	29.4%
TOTAL REGIONAL PARK					-284,376.93	-705,700.00	-702,608.00	-237,090.84	.00	-538,900.00	-23.6%
41197519 BCC-ADMINISTRATIVE SPACE											
41197519	324711			IF-RES-OTH	-211,795.72	-223,000.00	-223,000.00	-167,026.48	.00	.00	-100.0%
41197519	324721			IF-COMM-OT	-11,994.48	-9,500.00	-9,500.00	-44,806.51	.00	.00	-100.0%

09/28/2016 12:00
6235cwo

BOARD OF COMMISSIONERS
NEXT YEAR / CURRENT YEAR BUDGET ANALYSIS

P 32
bgnyrpts

PROJECTION: 20171 2016/2017 BUDGET

FOR PERIOD 99

ACCOUNTS FOR:

NC	IMPACT	FEE	ORD	FUND	2015 ACTUAL	2016 ORIG BUD	2016 REVISED BUD	2016 ACTUAL	2016 PROJECTION	2017 FINAL	PCT CHANGE
41197519	361101			INT-BANK	-1,266.79	-4,200.00	-4,200.00	-133.19	.00	-2,000.00	-52.4%
41197519	361101	BUN01		INT-BANK	-113.53	.00	.00	-578.86	.00	.00	.0%
41197519	361101	CBC1		INT-BANK	.00	.00	.00	-171.75	.00	.00	.0%
41197519	361101	EVRB		MM INTERES	-3,008.57	.00	.00	-4,210.57	.00	.00	.0%
41197519	399100			CASH FWD	.00	-1,100,000.00	-1,079,297.00	.00	.00	-1,051,000.00	-4.5%
TOTAL BCC-ADMINISTRATIVE SPA					-228,179.09	-1,336,700.00	-1,315,997.00	-216,927.36	.00	-1,053,000.00	-21.2%
TOTAL NC IMPACT FEE ORD FUND					-994,280.70	-5,914,600.00	-5,869,744.00	-932,237.56	.00	-4,504,380.00	-23.8%
42549554 IN HOUSE SHIP PROGRAM											
42549554	335510	14/15		SHIP PROG	-16,145.00	.00	.00	.00	.00	.00	.0%
42549554	335510	15/16		SHIP PROG	.00	.00	-388,602.00	-396,686.00	.00	.00	.0%
42549554	335510	17/18		SHIP PROG	.00	.00	.00	.00	.00	-500,000.00	.0%
42549554	361101	14/15		INT-BANK	-2,233.71	.00	.00	.00	.00	.00	.0%
42549554	361101	15/16		INT-BANK	-269.52	.00	.00	-2,321.38	.00	.00	.0%
42549554	361101	16/17		INT-BANK	.00	.00	.00	-441.21	.00	.00	.0%
42549554	369930	14/15		PRIN PMTS	-50,239.00	.00	.00	.00	.00	.00	.0%
42549554	369930	15/16		PRIN PMTS	.00	.00	.00	-109,165.00	.00	.00	.0%
42549554	399100	14/15		CASH FWD	.00	-397,063.00	-400,811.00	.00	.00	-246,927.00	-37.8%
42549554	399100	15/16		CASH FWD	.00	-388,602.00	-270.00	.00	.00	-452,716.00	16.5%
42549554	399100	16/17		CASH FWD	.00	.00	.00	.00	.00	-500,000.00	.0%
TOTAL IN HOUSE SHIP PROGRAM					-68,887.23	-785,665.00	-789,683.00	-508,613.59	.00	-1,699,643.00	116.3%
TOTAL LOCAL AFFORD HOUSING F					-68,887.23	-785,665.00	-789,683.00	-508,613.59	.00	-1,699,643.00	116.3%
43000000 SAIS STABILIZATION MSBU											
43000000	325200			MAINT-SA	.00	-610,301.00	-610,301.00	-615,020.96	.00	-562,367.00	-7.9%
43000000	325203			SA-DELINQT	.00	.00	.00	-4,489.29	.00	.00	.0%
43000000	334390			ST-OTHER P	.00	.00	.00	.00	.00	-87,870.00	.0%
43000000	361101			INT-BANK	-71.53	-1,000.00	-1,000.00	-88.54	.00	-1,000.00	.0%
43000000	361101	BUN02		INT-BANK	.00	.00	.00	-1,749.20	.00	.00	.0%
43000000	361101	EVRB		INT-BANK	-2,454.92	.00	.00	-1,350.88	.00	.00	.0%
43000000	399100			CASH FWD	.00	-251,000.00	-349,997.00	.00	.00	-476,693.00	89.9%
TOTAL SAIS STABILIZATION MSB					-2,526.45	-862,301.00	-961,298.00	-622,698.87	.00	-1,127,930.00	30.8%
TOTAL SAIS STABILIZATION MSB					-2,526.45	-862,301.00	-961,298.00	-622,698.87	.00	-1,127,930.00	30.8%
45000000 BLDG, ZONING & PLANNING											
45000000	322010			PERMITS -	-926,557.51	-685,000.00	-685,000.00	-1,035,115.45	.00	-685,000.00	.0%
45000000	322011			PERMITS-ME	-99,745.00	-70,000.00	-70,000.00	-103,988.00	.00	-70,000.00	.0%
45000000	322012			PERMITS-PL	-160,353.00	-110,000.00	-110,000.00	-167,500.51	.00	-110,000.00	.0%

09/28/2016 12:00
6235cwoo

BOARD OF COMMISSIONERS
NEXT YEAR / CURRENT YEAR BUDGET ANALYSIS

P 33
bgnyrpts

PROJECTION: 20171 2016/2017 BUDGET

FOR PERIOD 99

ACCOUNTS FOR:

BUILDING	DEPARTMENT	FUND	2015 ACTUAL	2016 ORIG BUD	2016 REVISED BUD	2016 ACTUAL	2016 PROJECTION	2017 FINAL	PCT CHANGE
45000000	322013	PERMITS-EL	-170,584.00	-125,000.00	-125,000.00	-185,541.50	.00	-125,000.00	.0%
45000000	329105	SITE PLAN	-64,991.00	-52,000.00	-52,000.00	-78,340.00	.00	-52,000.00	.0%
45000000	329109	BC PLAN RV	-360,030.70	-260,000.00	-260,000.00	-392,900.80	.00	-260,000.00	.0%
45000000	341850	DCA SUR CR	-3,086.26	-2,100.00	-2,100.00	-2,515.76	.00	-2,100.00	.0%
45000000	341851	SCHOOL IMP	-4,139.56	-30,000.00	-30,000.00	-6,041.35	.00	-2,000.00	-93.3%
45000000	341860	DBPR SUR C	-3,086.26	-2,100.00	-2,100.00	-2,515.76	.00	-2,100.00	.0%
45000000	349004	COPY&PUBLI	-1,886.50	-2,000.00	-2,000.00	-1,634.77	.00	-2,000.00	.0%
45000000	361101	INT-BANK	-630.00	-15,000.00	-15,000.00	-1,060.10	.00	-15,000.00	.0%
45000000	361101	EVRB INT-BANK	-10,108.54	.00	.00	-13,317.83	.00	.00	.0%
45000000	361101	FFSB1 INT-BANK	-29.92	.00	.00	.00	.00	.00	.0%
45000000	361161	EVRB5 CD INTERES	-5,117.25	.00	.00	-6,267.53	.00	.00	.0%
45000000	369900	MISCELLANE	-30.20	.00	.00	-30.40	.00	.00	.0%
45000000	369910	REF PY-EXP	-8,029.65	.00	.00	-1,550.82	.00	.00	.0%
45000000	381410	TRANS IN-N	-19,293.94	-12,228.00	-12,228.00	-28,172.19	.00	-800.00	-93.5%
45000000	3816E0	DSAP1 TI-ENCPA	.00	.00	.00	-60.55	.00	.00	.0%
45000000	3816IM	T/I CP IMP	.00	.00	.00	-892.54	.00	-18,450.00	.0%
45000000	3816M0	T/I NCMOB	-3,076.62	-10,500.00	-10,500.00	-3,462.69	.00	-6,624.00	-36.9%
45000000	399100	CASH FWD	.00	-3,201,200.00	-3,350,142.00	.00	.00	-3,557,075.00	11.1%
TOTAL BLDG, ZONING & PLANNIN			-1,840,775.91	-4,577,128.00	-4,726,070.00	-2,030,908.55	.00	-4,908,149.00	7.2%
45245524 BUILDING INSPECTIONS									
45245524	342521	REINSPECT	-51,925.00	-25,000.00	-25,000.00	-72,550.00	.00	-25,000.00	.0%
45245524	349000	OTHER SVC	.00	.00	.00	-1,300.00	.00	.00	.0%
TOTAL BUILDING INSPECTIONS			-51,925.00	-25,000.00	-25,000.00	-73,850.00	.00	-25,000.00	.0%
45246515 BUILDING DEPARTMENT									
45246515	329201	FLOOD ZONE	-70.00	-1,000.00	-1,000.00	-210.00	.00	-1,000.00	.0%
45246515	367002	CNTR/JNY	-18,735.00	-20,500.00	-20,500.00	-17,145.00	.00	-20,500.00	.0%
45246515	399100	CASH FWD	.00	-28,365.00	-28,365.00	.00	.00	-19,225.00	-32.2%
TOTAL BUILDING DEPARTMENT			-18,805.00	-49,865.00	-49,865.00	-17,355.00	.00	-40,725.00	-18.3%
TOTAL BUILDING DEPARTMENT FU			-1,911,505.91	-4,651,993.00	-4,800,935.00	-2,122,113.55	.00	-4,973,874.00	6.9%
47453539 MAINTENANCE SPECIAL ASSESSMNT									
47453539	325200	MAINT-SA	-185,221.21	-178,982.00	-178,982.00	-181,539.87	.00	-178,982.00	.0%
47453539	325203	SA-DELINQT	-185.40	.00	.00	-787.95	.00	.00	.0%
47453539	361101	INT-BANK	-160.20	-5,000.00	-5,000.00	-385.91	.00	-4,500.00	-10.0%
47453539	361101	EVRB INT-BANK	-4,623.11	.00	.00	-3,664.82	.00	.00	.0%
47453539	399100	CASH FWD	.00	-920,000.00	-893,933.00	.00	.00	-880,500.00	-4.3%

09/28/2016 12:00
6235cwoo

BOARD OF COMMISSIONERS
NEXT YEAR / CURRENT YEAR BUDGET ANALYSIS

P 34
bgnyrpts

PROJECTION: 20171 2016/2017 BUDGET

FOR PERIOD 99

ACCOUNTS FOR:

AMELIA CONCOURSE MSBU	2015 ACTUAL	2016 ORIG BUD	2016 REVISED BUD	2016 ACTUAL	2016 PROJECTION	2017 FINAL	PCT CHANGE
TOTAL MAINTENANCE SPECIAL AS	-190,189.92	-1,103,982.00	-1,077,915.00	-186,378.55	.00	-1,063,982.00	-3.6%
TOTAL AMELIA CONCOURSE MSBU	-190,189.92	-1,103,982.00	-1,077,915.00	-186,378.55	.00	-1,063,982.00	-3.6%
48000000 FIREFIGHTER ED TRUST FUND							
48000000 399100 CASH FWD	.00	-3.00	-3.00	.00	.00	-3.00	.0%
TOTAL FIREFIGHTER ED TRUST F	.00	-3.00	-3.00	.00	.00	-3.00	.0%
TOTAL FIREFIGHTER ED TRUST F	.00	-3.00	-3.00	.00	.00	-3.00	.0%
49172713 COURT TECH 28.222							
49172713 341160 \$2 OF \$4	-164,493.10	-135,000.00	-135,000.00	-170,026.00	.00	-150,000.00	11.1%
49172713 361101 INT-BANK	-3,424.64	-3,500.00	-3,500.00	-817.36	.00	-3,500.00	.0%
49172713 361101 BUN02 INT-BANK	.00	.00	.00	-3,498.41	.00	.00	.0%
49172713 369900 MISC REV	-125.00	.00	.00	-50.00	.00	.00	.0%
49172713 399100 CASH FWD	.00	-991,466.00	-1,046,474.00	.00	.00	-1,185,806.00	19.6%
TOTAL COURT TECH 28.222	-168,042.74	-1,129,966.00	-1,184,974.00	-174,391.77	.00	-1,339,306.00	18.5%
49255525 PUBLIC SAFETY-COMMUNICATION SY							
49255525 351700 IG-RADIO	-63,313.47	-60,000.00	-60,000.00	-59,312.87	.00	-72,000.00	20.0%
49255525 361101 INT-BANK	-39.88	-50.00	-50.00	-92.45	.00	-50.00	.0%
49255525 399100 CASH FWD	.00	-12,000.00	-15,646.00	.00	.00	-10,950.00	-8.8%
TOTAL PUBLIC SAFETY-COMMUNIC	-63,353.35	-72,050.00	-75,696.00	-59,405.32	.00	-83,000.00	15.2%
49692573 FL ARTS LICENSE PLATES							
49692573 335710 ART LIC PL	-1,179.48	-1,500.00	-1,500.00	-1,468.40	.00	-1,200.00	-20.0%
49692573 361101 INT-BANK	-53.02	-60.00	-60.00	-59.40	.00	-60.00	.0%
49692573 399100 CASH FWD	.00	-16,505.00	-16,450.00	.00	.00	-17,100.00	3.6%
TOTAL FL ARTS LICENSE PLATES	-1,232.50	-18,065.00	-18,010.00	-1,527.80	.00	-18,360.00	1.6%
49791579 FL BOATING IMPROVEMENT PROGRAM							
49791579 335720 FL BOAT IP	-34,014.45	-25,000.00	-25,000.00	-23,167.05	.00	-33,500.00	34.0%
49791579 361101 INT-BANK	-191.69	-150.00	-150.00	-355.56	.00	-100.00	-33.3%
49791579 399100 CASH FWD	.00	-5,674.00	-10,746.00	.00	.00	-44,630.00	686.6%
49791579 399100 MNBDR CASH FWD	.00	-40,340.00	-40,340.00	.00	.00	-40,340.00	.0%
49791579 399100 WNBSS CASH FWD	.00	-36,230.00	-36,230.00	.00	.00	-36,230.00	.0%

09/28/2016 12:00
6235cwoo

BOARD OF COMMISSIONERS
NEXT YEAR / CURRENT YEAR BUDGET ANALYSIS

P 35
bgnyrpts

PROJECTION: 20171 2016/2017 BUDGET

FOR PERIOD 99

ACCOUNTS FOR:

F.S. SPECIAL REVENUES FUND	2015 ACTUAL	2016 ORIG BUD	2016 REVISED BUD	2016 ACTUAL	2016 PROJECTION	2017 FINAL	PCT CHANGE
TOTAL FL BOATING IMPROVEMENT	-34,206.14	-107,394.00	-112,466.00	-23,522.61	.00	-154,800.00	44.1%
TOTAL F.S. SPECIAL REVENUES	-266,834.73	-1,327,475.00	-1,391,146.00	-258,847.50	.00	-1,595,466.00	20.2%
52000000 DEBT SVC-OPT GAS TX 2000							
52000000 312410 LOC OP 1-6	-943,932.62	-941,431.00	-941,431.00	-787,500.00	.00	-943,931.00	.3%
52000000 361101 INT-BANK	-292.24	-4,000.00	-4,000.00	-237.92	.00	-1,500.00	-62.5%
52000000 361101 EVRB INT-BANK	-1,178.38	.00	.00	-1,616.14	.00	.00	.0%
52000000 361161 EVRB4 CD INTERES	.00	.00	.00	-7,641.57	.00	.00	.0%
52000000 399100 CASH FWD	.00	-551,681.00	-551,681.00	.00	.00	-551,681.00	.0%
52000000 399400 CFW-DEBT R	.00	-945,000.00	-945,000.00	.00	.00	-945,000.00	.0%
TOTAL DEBT SVC-OPT GAS TX 20	-945,403.24	-2,442,112.00	-2,442,112.00	-796,995.63	.00	-2,442,112.00	.0%
TOTAL DEBT SVC-OPT GAS TX 20	-945,403.24	-2,442,112.00	-2,442,112.00	-796,995.63	.00	-2,442,112.00	.0%
57000000 DEBT SVC FUND-1998 GAS TAX BDS							
57000000 312300 9TH C FUEL	-435,742.73	-430,000.00	-430,000.00	-365,581.81	.00	-456,331.00	6.1%
57000000 335491 FUELTX-80%	-666,541.64	-671,021.00	-671,021.00	-829,124.19	.00	-645,690.00	-3.8%
57000000 361101 INT-BANK	-1,185.11	-3,000.00	-3,000.00	-485.49	.00	-2,000.00	-33.3%
57000000 361101 EVRB INT-BANK	-551.75	.00	.00	-2,510.26	.00	.00	.0%
57000000 399100 CASH FWD	.00	-92,002.00	-92,002.00	.00	.00	-92,002.00	.0%
TOTAL DEBT SVC FUND-1998 GAS	-1,104,021.23	-1,196,023.00	-1,196,023.00	-1,197,701.75	.00	-1,196,023.00	.0%
TOTAL DEBT SVC-1998/2009 GAS	-1,104,021.23	-1,196,023.00	-1,196,023.00	-1,197,701.75	.00	-1,196,023.00	.0%
58000000 DEBT SVC FUND-COUNTY COMPLEX							
58000000 381010 TI-GENERAL	-2,335,350.00	-2,323,150.00	-2,323,150.00	-2,323,150.00	.00	-2,319,750.00	-.1%
TOTAL DEBT SVC FUND-COUNTY C	-2,335,350.00	-2,323,150.00	-2,323,150.00	-2,323,150.00	.00	-2,319,750.00	-.1%
TOTAL DEBT SVC-COUNTY COMPLE	-2,335,350.00	-2,323,150.00	-2,323,150.00	-2,323,150.00	.00	-2,319,750.00	-.1%
60419541 PIRATES' WOOD RD PAVING							
60419541 361101 INT-BANK-P	-10.19	-10.00	-10.00	-11.45	.00	-15.00	50.0%
60419541 399100 CASH FWD	.00	-3,113.00	-3,113.00	.00	.00	-3,128.00	.5%
TOTAL PIRATES' WOOD RD PAVIN	-10.19	-3,123.00	-3,123.00	-11.45	.00	-3,143.00	.6%
TOTAL CAP PROJECTS-GRANT FUN	-10.19	-3,123.00	-3,123.00	-11.45	.00	-3,143.00	.6%
63000000 CAP PROJ-CONCURRENCY RD PROJ							
63000000 361101 INT-BANK	-3,275.60	-20,000.00	-20,000.00	-745.16	.00	-5,000.00	-75.0%

09/28/2016 12:00
6235cwo

BOARD OF COMMISSIONERS
NEXT YEAR / CURRENT YEAR BUDGET ANALYSIS

P 36
bgnyrpts

PROJECTION: 20171 2016/2017 BUDGET

FOR PERIOD 99

ACCOUNTS FOR:

CAP PROJECTS-TRANSP		2015 ACTUAL	2016 ORIG BUD	2016 REVISED BUD	2016 ACTUAL	2016 PROJECTION	2017 FINAL	PCT CHANGE
63000000	361101 BUN01 INT-BANK	-2,427.80	.00	.00	-5,580.18	.00	.00	.0%
63000000	361101 BUN02 INT-BANK	.00	.00	.00	-2,193.98	.00	.00	.0%
63000000	361101 CBC1 INT-BANK	.00	.00	.00	-1,221.65	.00	.00	.0%
63000000	361101 EVRB INT-BANK	-9,434.93	.00	.00	-13,120.03	.00	.00	.0%
63000000	361101 FFSB1 INT-BANK	-1.83	.00	.00	.00	.00	.00	.0%
63000000	361101 FNB5 INT-BANK	-3,129.72	.00	.00	.00	.00	.00	.0%
63000000	361161 EVRB6 CD INTERES	.00	.00	.00	-1,921.26	.00	.00	.0%
TOTAL CAP PROJ-CONCURRENCY R		-18,269.88	-20,000.00	-20,000.00	-24,782.26	.00	-5,000.00	-75.0%
63402541 DRAINAGE								
63402541	334498 LIMED FDOT-SCOP	.00	-99,540.00	-123,236.00	-123,374.65	.00	.00	-100.0%
TOTAL DRAINAGE		.00	-99,540.00	-123,236.00	-123,374.65	.00	.00	-100.0%
63461541 TRANSPORTATION ALLOCATION								
63461541	381030 L&O TI-CNTY TR	.00	.00	.00	.00	.00	-1,500,000.00	.0%
TOTAL TRANSPORTATION ALLOCAT		.00	.00	.00	.00	.00	-1,500,000.00	.0%
63470541 TRANSPORTION PROJECTS								
63470541	334491 CLFPK ST-FDOT	-250,000.00	.00	.00	.00	.00	.00	.0%
63470541	334495 121CA FDOT-SCRAP	-1,317,312.24	.00	.00	.00	.00	.00	.0%
63470541	334495 ANDRR FDOT-SCRAP	.00	-704,000.00	-704,000.00	.00	.00	-704,000.00	.0%
63470541	334495 JASMN FDOT-SCRAP	.00	.00	-26,634.00	-134,627.83	.00	.00	.0%
63470541	334495 ODHNB FDOT-SCRAP	.00	-1,859,026.00	-1,859,026.00	.00	.00	.00	-100.0%
63470541	334495 S14SR FDOT-SCRAP	.00	.00	.00	.00	.00	-330,000.00	.0%
63470541	334495 THCKR FDOT-SCRAP	.00	-924,000.00	-924,000.00	.00	.00	-924,000.00	.0%
63470541	334498 BAY2 FDOT-SCOP	-1,401,997.16	.00	.00	-322,486.13	.00	.00	.0%
63470541	334498 CRAW1 FDOT-SCOP	.00	-200,000.00	-200,000.00	.00	.00	-1,200,170.00	500.1%
63470541	334498 CRAW2 FDOT-SCOP	.00	-510,000.00	-510,000.00	.00	.00	-3,382,827.00	563.3%
63470541	334498 MGRR FDOT-SCOP	.00	-1,366,236.00	-1,366,236.00	.00	.00	.00	-100.0%
63470541	369910 REF PY-EXP	.00	.00	.00	-46,845.28	.00	.00	.0%
63470541	381030 ANDRR TI-CNTY TR	.00	-195,000.00	-195,000.00	-195,000.00	.00	.00	-100.0%
63470541	381030 CHTPO TI-CNTY TR	.00	-100,000.00	.00	.00	.00	.00	-100.0%
63470541	381030 CLS5 TI-CNTY TR	.00	.00	.00	.00	.00	-635,900.00	.0%
63470541	381030 CRAW1 TI-CNTY TR	-75,000.00	.00	.00	.00	.00	.00	.0%
63470541	381030 CRAW2 TI-CNTY TR	.00	-453,534.00	-453,534.00	-453,534.00	.00	-200,000.00	-55.9%
63470541	381030 GRAIL TI-CNTY TR	.00	-123,000.00	-123,000.00	-123,000.00	.00	.00	-100.0%
63470541	381030 MGRR TI-CNTY TR	.00	-320,000.00	-320,000.00	-320,000.00	.00	.00	-100.0%
63470541	381030 PDWID TI-CNTY TR	.00	.00	-50,000.00	-50,000.00	.00	.00	.0%

09/28/2016 12:00
6235cwoo

BOARD OF COMMISSIONERS
NEXT YEAR / CURRENT YEAR BUDGET ANALYSIS

P 37
bgnyrpts

PROJECTION: 20171 2016/2017 BUDGET

FOR PERIOD 99

ACCOUNTS FOR:

CAP PROJECTS-TRANSP			2015 ACTUAL	2016 ORIG BUD	2016 REVISED BUD	2016 ACTUAL	2016 PROJECTION	2017 FINAL	PCT CHANGE
63470541	381030	S14SR TI-CNTY TR	.00	.00	.00	.00	.00	-110,000.00	.0%
63470541	381030	THCKR TI-CNTY TR	.00	-225,000.00	-225,000.00	-225,000.00	.00	.00	-100.0%
63470541	381090	CHTPO TI-1 CENT	.00	-1,000,000.00	.00	.00	.00	.00	-100.0%
63470541	399100	ANDRR CASH FWD	.00	.00	.00	.00	.00	-195,000.00	.0%
63470541	399100	BRIDG CASH FWD	.00	-1,256,067.00	-1,253,067.00	.00	.00	-1,000,000.00	-20.4%
63470541	399100	CHTPO CASH FWD	.00	-900,000.00	.00	.00	.00	.00	-100.0%
63470541	399100	CLS5 CASH FWD	.00	.00	.00	.00	.00	-49,100.00	.0%
63470541	399100	CRAW1 CASH FWD	.00	-163,158.00	-198,354.00	.00	.00	-319,474.00	95.8%
63470541	399100	CRAW2 CASH FWD	.00	-306,827.00	-381,329.00	.00	.00	-696,894.00	127.1%
63470541	399100	GRAIL CASH FWD	.00	-3,200.00	-498.00	.00	.00	-123,497.00	3759.3%
63470541	399100	MGRR CASH FWD	.00	.00	.00	.00	.00	-265,000.00	.0%
63470541	399100	PDCII CASH FWD	.00	.00	-50,000.00	.00	.00	-450,000.00	.0%
63470541	399100	PDWID CASH FWD	.00	.00	.00	.00	.00	-200,000.00	.0%
63470541	399100	THCKR CASH FWD	.00	.00	.00	.00	.00	-225,000.00	.0%
TOTAL TRANSPORTION PROJECTS			-3,044,309.40	-10,609,048.00	-8,839,678.00	-1,870,493.24	.00	-11,010,862.00	3.8%
63470599 TRANSP PROJECTS-RESERVES									
63470599	381030	CRAW1 TI-CNTY TR	-75,000.00	.00	.00	.00	.00	.00	.0%
63470599	381030	PDCII TI-CNTY TR	.00	.00	-305,144.00	-305,144.00	.00	.00	.0%
63470599	381030	PDWID TI-CNTY TR	.00	.00	-730,000.00	-730,000.00	.00	.00	.0%
63470599	381090	PDCII TI-1 CENT	.00	.00	-3,589,442.00	-3,589,442.00	.00	.00	.0%
63470599	399100	CASH FWD	.00	-75,500.00	-40,581.00	.00	.00	.00	-100.0%
63470599	399100	CRAW1 CASH FWD	.00	-179,968.00	-167,906.00	.00	.00	.00	-100.0%
63470599	399100	PDCII CASH FWD	.00	.00	-1,205,414.00	.00	.00	-4,650,000.00	.0%
63470599	399100	PDWID CASH FWD	.00	.00	.00	.00	.00	-530,000.00	.0%
TOTAL TRANSP PROJECTS-RESERV			-75,000.00	-255,468.00	-6,038,487.00	-4,624,586.00	.00	-5,180,000.00	1927.7%
63480541 SUBDIVISION INFRASTRUCTURE									
63480541	361101	INT-BANK	.00	.00	.00	-3.01	.00	.00	.0%
63480541	361101	E@SBS INT-BANK	-25.63	-30.00	-30.00	-28.78	.00	-40.00	33.3%
63480541	361101	RVRGR INT-BANK	-294.76	-350.00	-350.00	-330.81	.00	-400.00	14.3%
63480541	361101	SWDSR INT-BANK	-220.54	-250.00	-250.00	-247.55	.00	-300.00	20.0%
63480541	361101	SWDSS INT-BANK	-26.28	-30.00	-30.00	-26.49	.00	-40.00	33.3%
63480541	399100	E@SBS CASH FWD	.00	-7,829.00	-7,824.00	.00	.00	-7,860.00	.4%
63480541	399100	RVRGR CASH FWD	.00	-89,992.00	-89,966.00	.00	.00	-90,345.00	.4%
63480541	399100	SWDSR CASH FWD	.00	-67,339.00	-67,320.00	.00	.00	-67,610.00	.4%
63480541	399100	SWDSS CASH FWD	.00	-8,027.00	-8,023.00	.00	.00	-8,060.00	.4%
TOTAL SUBDIVISION INFRASTRUC			-567.21	-173,847.00	-173,793.00	-636.64	.00	-174,655.00	.5%
63999599 RESERVES									
63999599	399100	CHTPO CASH FWD	.00	-355,414.00	.00	.00	.00	.00	-100.0%

09/28/2016 12:00
6235cwo

BOARD OF COMMISSIONERS
NEXT YEAR / CURRENT YEAR BUDGET ANALYSIS

P 38
bgnyrpts

PROJECTION: 20171 2016/2017 BUDGET

FOR PERIOD 99

ACCOUNTS FOR:

ACCOUNTS FOR:	2015 ACTUAL	2016 ORIG BUD	2016 REVISED BUD	2016 ACTUAL	2016 PROJECTION	2017 FINAL	PCT CHANGE
CAP PROJECTS-TRANSP							
TOTAL RESERVES	.00	-355,414.00	.00	.00	.00	.00	-100.0%
TOTAL CAP PROJECTS-TRANSP	-3,138,146.49	-11,513,317.00	-15,195,194.00	-6,643,872.79	.00	-17,870,517.00	55.2%
64602539 SAISSA OTHER FINANCING USES							
64602539 334391 S2011 SG-BEACH E	-4,263,932.82	.00	.00	.00	.00	.00	.0%
TOTAL SAISSA OTHER FINANCING	-4,263,932.82	.00	.00	.00	.00	.00	.0%
TOTAL CAP PROJECTS-SAISSA	-4,263,932.82	.00	.00	.00	.00	.00	.0%
65000000 COUNTY COMPLEX							
65000000 361101 INT-BANK	-177.37	-5,000.00	-5,000.00	-457.74	.00	-5,000.00	.0%
65000000 361101 BUN01 INT-BANK	-6,422.22	.00	.00	-25,101.71	.00	.00	.0%
65000000 361101 CBC1 INT-BANK	.00	.00	.00	-4,012.94	.00	.00	.0%
65000000 361101 EVRB INT-BANK	-11,793.98	.00	.00	-2,451.74	.00	.00	.0%
TOTAL COUNTY COMPLEX	-18,393.57	-5,000.00	-5,000.00	-32,024.13	.00	-5,000.00	.0%
65213521 SHERIFF ADMINISTRATIVE BLDG							
65213521 381040 SHADM TI-MUNICIP	.00	-942,067.00	-942,067.00	-942,067.00	.00	.00	-100.0%
65213521 381090 SHADM TI-1 CENT	-7,500,000.00	-779,719.00	-779,719.00	-779,719.00	.00	.00	-100.0%
65213521 399100 SHADM CASH FWD	.00	-4,567,214.00	-5,642,473.00	.00	.00	-1,830,000.00	-59.9%
TOTAL SHERIFF ADMINISTRATIVE	-7,500,000.00	-6,289,000.00	-7,364,259.00	-1,721,786.00	.00	-1,830,000.00	-70.9%
65252525 PUBLIC SAFETY-911 COMMUNICATIO							
65252525 381260 911CC T/I - 911	-115,071.00	.00	.00	.00	.00	.00	.0%
65252525 381410 911CC TI-NC IMPA	.00	.00	-204,635.00	-204,635.00	.00	.00	.0%
65252525 399100 911CC CASH FWD	.00	-300,000.00	-708,916.00	.00	.00	-440,000.00	46.7%
TOTAL PUBLIC SAFETY-911 COMM	-115,071.00	-300,000.00	-913,551.00	-204,635.00	.00	-440,000.00	46.7%
65999599 RESERVES							
65999599 399100 CASH FWD	.00	-14,015.00	-27,408.00	.00	.00	-58,000.00	313.8%
TOTAL RESERVES	.00	-14,015.00	-27,408.00	.00	.00	-58,000.00	313.8%
TOTAL CAP PROJECTS-COUNTY CO	-7,633,464.57	-6,608,015.00	-8,310,218.00	-1,958,445.13	.00	-2,333,000.00	-64.7%
68000000 CAPITAL PROJECTS							
68000000 361161 EVRB5 CD INTERES	-9.62	.00	.00	.00	.00	.00	.0%

09/28/2016 12:00
6235cwoo

BOARD OF COMMISSIONERS
NEXT YEAR / CURRENT YEAR BUDGET ANALYSIS

P 39
bgnyrpts

PROJECTION: 20171 2016/2017 BUDGET

FOR PERIOD 99

ACCOUNTS FOR:

CAP PROJECTS	2015 ACTUAL	2016 ORIG BUD	2016 REVISED BUD	2016 ACTUAL	2016 PROJECTION	2017 FINAL	PCT CHANGE
TOTAL CAPITAL PROJECTS	-9.62	.00	.00	.00	.00	.00	.0%
68223522 FIRE & RESCUE BLDGS							
68223522 366402 ST71 DEV CONTRI	.00	.00	.00	.00	.00	-450,000.00	.0%
68223522 381010 ST71 TI-GENERAL	.00	.00	.00	.00	.00	-643,000.00	.0%
68223522 381040 ST71 TI-MUNICIP	.00	.00	.00	.00	.00	-643,000.00	.0%
TOTAL FIRE & RESCUE BLDGS	.00	.00	.00	.00	.00	-1,736,000.00	.0%
TOTAL CAP PROJECTS	-9.62	.00	.00	.00	.00	-1,736,000.00	.0%
6E407541 ENCPA MOBILITY NETWORK							
6E407541 324326 DSAP1 MOB-COM-TP	.00	-117,000.00	-117,000.00	-121,545.90	.00	-225,000.00	92.3%
6E407541 361101 DSAP1 INT-BANK	.00	-500.00	-500.00	-94.31	.00	-500.00	.0%
6E407541 381033 DSAP1 TI-CT ENCP	.00	-98.00	-98.00	-89.37	.00	-254.00	159.2%
6E407541 399100 DSAP1 CASH FWD	.00	.00	.00	.00	.00	-121,635.00	.0%
TOTAL ENCPA MOBILITY NETWORK	.00	-117,598.00	-117,598.00	-121,729.58	.00	-347,389.00	195.4%
TOTAL ENCPA MOBILIIY NETWORK	.00	-117,598.00	-117,598.00	-121,729.58	.00	-347,389.00	195.4%
6I006519 CP IMPACT FEES-ADMIN FACILIT							
6I006519 324711 IMP-RES-AD	.00	.00	.00	-66,044.00	.00	-470,000.00	.0%
6I006519 324721 IMP-COM-AD	.00	.00	.00	-978.77	.00	-73,000.00	.0%
6I006519 361101 INT-BANK	.00	.00	.00	-2.75	.00	-5,800.00	.0%
6I006519 399100 CASH FWD	.00	.00	.00	.00	.00	-35,330.00	.0%
6I006521 CP IMPACT FEES-LAW ENFORCEMENT							
6I006521 324111 IMP-RES-LE	.00	.00	.00	-5,767.00	.00	-60,000.00	.0%
6I006521 324121 IMP-COM-LE	.00	.00	.00	-633.57	.00	-11,000.00	.0%
6I006521 361101 INT-BANK	.00	.00	.00	-.31	.00	-1,000.00	.0%
6I006521 399100 CASH FWD	.00	.00	.00	.00	.00	-23,658.00	.0%
6I006522 CP IMPACT FEES-FIRE/RESCUE							
6I006522 324112 IMP-RES-FR	.00	.00	.00	-22,460.00	.00	-184,000.00	.0%
6I006522 324122 IMP-COM-PS	.00	.00	.00	-511.65	.00	-22,500.00	.0%
6I006522 361101 INT-BANK	.00	.00	.00	-.63	.00	-2,200.00	.0%
6I006522 399100 CASH FWD	.00	.00	.00	.00	.00	-26,106.00	.0%

09/28/2016 12:00
6235cwoo

BOARD OF COMMISSIONERS
NEXT YEAR / CURRENT YEAR BUDGET ANALYSIS

P 40
bgnyrpts

PROJECTION: 20171 2016/2017 BUDGET

FOR PERIOD 99

ACCOUNTS FOR:

CAP PROJECT-IMPACT FEES FUND	2015 ACTUAL	2016 ORIG BUD	2016 REVISED BUD	2016 ACTUAL	2016 PROJECTION	2017 FINAL	PCT CHANGE
6I006572 CP IMPACT FEES-REGIONAL PARK							
6I006572 324611 IMP-RES-PK	.00	.00	.00	-24,178.00	.00	-250,000.00	.0%
6I006572 361101 INT-BANK	.00	.00	.00	-.99	.00	-3,000.00	.0%
6I006572 399100 CASH FWD	.00	.00	.00	.00	.00	-44,175.00	.0%
6I152572 COMMUNITY PARKS - D502							
6I152572 324611 IMP-RES-PK	.00	.00	.00	-2,662.00	.00	-21,000.00	.0%
6I152572 361101 INT-BANK	.00	.00	.00	-.09	.00	-200.00	.0%
6I152572 399100 CASH FWD	.00	.00	.00	.00	.00	-3,136.00	.0%
6I153572 COMMUNITY PARKS - D503							
6I153572 324611 IMP-RES-PK	.00	.00	.00	-18,330.00	.00	-170,000.00	.0%
6I153572 361101 INT-BANK	.00	.00	.00	-.72	.00	-2,000.00	.0%
6I153572 399100 CASH FWD	.00	.00	.00	.00	.00	-21,595.00	.0%
6I154572 COMMUNITY PARKS - D504							
6I154572 324611 IMP-RES-PK	.00	.00	.00	-396.00	.00	-4,600.00	.0%
6I154572 361101 INT-BANK	.00	.00	.00	-.02	.00	-50.00	.0%
6I154572 399100 CASH FWD	.00	.00	.00	.00	.00	-588.00	.0%
6I155572 COMMUNITY PARKS - D505							
6I155572 324611 IMP-RES-PK	.00	.00	.00	-258.00	.00	-181,200.00	.0%
6I155572 361101 INT-BANK	.00	.00	.00	-.03	.00	-1,800.00	.0%
6I155572 399100 CASH FWD	.00	.00	.00	.00	.00	-2,156.00	.0%
TOTAL COMMUNITY PARKS - D505	.00	.00	.00	-142,224.53	.00	-1,620,094.00	.0%
TOTAL CAP PROJECT-IMPACT FEE	.00	.00	.00	-142,224.53	.00	-1,620,094.00	.0%
6M408541 ZONE 1-EAST OF I-95							
6M408541 324316 MOB-RES-TP	-426,075.00	-490,000.00	-490,000.00	-544,349.50	.00	-611,000.00	24.7%
6M408541 324326 MOB-COM-TP	-30,762.58	-30,000.00	-30,000.00	-84,186.25	.00	-100,000.00	233.3%
6M408541 361101 INT-BANK	-445.23	-1,000.00	-1,000.00	-2,703.99	.00	-5,000.00	400.0%

09/28/2016 12:00
6235cwoo

BOARD OF COMMISSIONERS
NEXT YEAR / CURRENT YEAR BUDGET ANALYSIS

P 41
bgnyrpts

PROJECTION: 20171 2016/2017 BUDGET

FOR PERIOD 99

ACCOUNTS FOR:

NC MOBILITY FEE FUND	2015 ACTUAL	2016 ORIG BUD	2016 REVISED BUD	2016 ACTUAL	2016 PROJECTION	2017 FINAL	PCT CHANGE
6M408599 ZONE 1-EAST OF I-95 RESERVES							
6M408599 399100 CASH FWD	.00	-440,000.00	-454,543.00	.00	.00	-1,133,000.00	157.5%
6M409541 ZONE 3-WEST OF I-95							
6M409541 324316 MOB-RES-TP	-153,008.00	-125,000.00	-125,000.00	-319,690.50	.00	-315,000.00	152.0%
6M409541 324326 MOB-COM-TP	-10,914.69	-20,000.00	-20,000.00	.00	.00	-10,000.00	-50.0%
6M409541 361101 INT-BANK	-153.37	-500.00	-500.00	-1,056.56	.00	-2,000.00	300.0%
6M409599 ZONE 3-WEST OF I95 RESERVES							
6M409599 399100 CASH FWD	.00	-120,000.00	-162,405.00	.00	.00	-470,500.00	292.1%
TOTAL ZONE 3-WEST OF I95 RES	-621,358.87	-1,226,500.00	-1,283,448.00	-951,986.80	.00	-2,646,500.00	115.8%
TOTAL NC MOBILITY FEE FUND	-621,358.87	-1,226,500.00	-1,283,448.00	-951,986.80	.00	-2,646,500.00	115.8%
70000000 SOLID WASTE MGMT FUND							
70000000 325203 SA-DELINQT	-1,465.00	-750.00	-750.00	-1,049.18	.00	.00	-100.0%
70000000 329301 HAUL PERMT	-1,000.00	-500.00	-500.00	-500.00	.00	.00	-100.0%
70000000 349800 RFL-PYRDEL	-830.00	-250.00	-250.00	-702.00	.00	.00	-100.0%
70000000 364410 SURP EQUIP	-1,680.00	.00	.00	.00	.00	.00	.0%
70000000 364420 GAIN-FIX A	-21,087.00	.00	.00	-5,598.31	.00	.00	.0%
70000000 364420 FRP GAIN-FIX A	.00	-10,600.00	-10,600.00	-54,456.00	.00	.00	-100.0%
70000000 369910 REFUND PRI	-5,142.90	-500.00	-500.00	-2,080.10	.00	.00	-100.0%
70000000 381010 TI-GENERAL	.00	-694,154.00	-694,154.00	-694,154.00	.00	.00	-100.0%
70000000 386701 TAXCO RES EQ-TC	-358.08	-100.00	-100.00	.00	.00	.00	-100.0%
70000000 389101 INT-BANK	-1,488.65	-5,000.00	-5,000.00	-313.53	.00	.00	-100.0%
70000000 389101 EVRB INT-BANK	-8,067.55	.00	.00	-4,793.68	.00	.00	.0%
70000000 389101 EVRB5 CD INTERES	-5,386.54	.00	.00	-8,477.07	.00	.00	.0%
70000000 389101 FFSB1 INT-BANK	-.09	.00	.00	.00	.00	.00	.0%
70000000 389120 INT-SBA	-.21	.00	.00	.00	.00	.00	.0%
70000000 389907 NET INC(DE)	-16,745.82	.00	.00	.00	.00	.00	.0%
70000000 399100 CASH FWD	.00	-1,128,900.00	-1,418,046.00	.00	.00	.00	-100.0%
70000000 399100 FRP CASH FWD	.00	-27,670.00	-27,670.00	.00	.00	.00	-100.0%
TOTAL SOLID WASTE MGMT FUND	-63,251.84	-1,868,424.00	-2,157,570.00	-772,123.87	.00	.00	-100.0%
70099581 TRANSFER OUTS							
70099581 399100 BRYLF CASH FWD	.00	.00	.00	.00	.00	-120,309.00	.0%

09/28/2016 12:00
6235cwo

BOARD OF COMMISSIONERS
NEXT YEAR / CURRENT YEAR BUDGET ANALYSIS

P 42
bgnyrpts

PROJECTION: 20171 2016/2017 BUDGET

FOR PERIOD 99

ACCOUNTS FOR:

SOLID WASTE MGMT FUND		2015 ACTUAL	2016 ORIG BUD	2016 REVISED BUD	2016 ACTUAL	2016 PROJECTION	2017 FINAL	PCT CHANGE
70099581	399100 FLARE CASH FWD	.00	.00	.00	.00	.00	-40,000.00	.0%
70099581	399100 FRP CASH FWD	.00	.00	.00	.00	.00	-269,300.00	.0%
70099581	399100 LFCLF CASH FWD	.00	.00	.00	.00	.00	-152,910.00	.0%
70099581	399100 SWTNK CASH FWD	.00	.00	.00	.00	.00	-319,430.00	.0%
70099581	399100 WNLF1 CASH FWD	.00	.00	.00	.00	.00	-20,706.00	.0%
70099581	399100 WNLF2 CASH FWD	.00	.00	.00	.00	.00	-538,027.00	.0%
TOTAL TRANSFER OUTS		.00	.00	.00	.00	.00	-1,460,682.00	.0%
70340534 SMALL QUANTITY GENERATOR PRGM								
70340534	343415 FEE-GENERA	-4,050.00	-4,050.00	-4,050.00	-3,350.00	.00	.00	-100.0%
TOTAL SMALL QUANTITY GENERAT		-4,050.00	-4,050.00	-4,050.00	-3,350.00	.00	.00	-100.0%
70344534 SOLID WASTE ADMINISTRATION								
70344534	369910 REF PY-EXP	-231.11	.00	.00	.00	.00	.00	.0%
TOTAL SOLID WASTE ADMINISTRA		-231.11	.00	.00	.00	.00	.00	.0%
70357534 RECYCLING								
70357534	365910 RECYC SELL	-18,747.28	-23,900.00	-23,900.00	-12,425.42	.00	.00	-100.0%
TOTAL RECYCLING		-18,747.28	-23,900.00	-23,900.00	-12,425.42	.00	.00	-100.0%
70361534 WN PH I OLD POST-CLOSURE								
70361534	389101 INT-BANK	-119.84	-130.00	-130.00	-76.66	.00	.00	-100.0%
TOTAL WN PH I OLD POST-CLOSU		-119.84	-130.00	-130.00	-76.66	.00	.00	-100.0%
70362534 WN LANDFILL CLOSURE								
70362534	389101 WNLF1 INT-BANK	-2,213.04	-2,200.00	-2,200.00	-1,884.10	.00	.00	-100.0%
70362534	389300 CSCSW NO-G&D-STA	-90,909.00	-45,454.00	-90,909.00	-90,909.00	.00	.00	-100.0%
70362534	399100 FLARE CASH FWD	.00	-129,400.00	-132,325.00	.00	.00	.00	-100.0%
70362534	399100 SWTNK CASH FWD	.00	-485,360.00	-491,427.00	.00	.00	.00	-100.0%
TOTAL WN LANDFILL CLOSURE		-93,122.04	-662,414.00	-716,861.00	-92,793.10	.00	.00	-100.0%
70363534 LOFTON CREEK POST-CLOSURE								
70363534	389101 LFCLF INT-BANK	-510.75	-500.00	-500.00	-482.87	.00	.00	-100.0%

09/28/2016 12:00
6235cwo

BOARD OF COMMISSIONERS
NEXT YEAR / CURRENT YEAR BUDGET ANALYSIS

P 43
bgnyrpts

PROJECTION: 20171 2016/2017 BUDGET

FOR PERIOD 99

ACCOUNTS FOR:

SOLID WASTE MGMT FUND	2015 ACTUAL	2016 ORIG BUD	2016 REVISED BUD	2016 ACTUAL	2016 PROJECTION	2017 FINAL	PCT CHANGE
TOTAL LOFTON CREEK POST-CLOS	-510.75	-500.00	-500.00	-482.87	.00	.00	-100.0%
70364534 BRYCEVILLE POST-CLOSURE							
70364534 389101 BRYLF INT-BANK	-382.99	-350.00	-350.00	-370.04	.00	.00	-100.0%
TOTAL BRYCEVILLE POST-CLOSUR	-382.99	-350.00	-350.00	-370.04	.00	.00	-100.0%
TOTAL SOLID WASTE MGMT FUND	-180,415.85	-2,559,768.00	-2,903,361.00	-881,621.96	.00	-1,460,682.00	-42.9%
71000000 WATER & SEWER FUND							
71000000 329109 REVIEW FEE	-1,040.00	-600.00	-600.00	-2,080.00	.00	-600.00	.0%
71000000 369900 MISC REV	-486.00	-600.00	-600.00	-877.94	.00	-600.00	.0%
71000000 389101 INT-BANK	-220.11	-300.00	-300.00	-185.96	.00	-300.00	.0%
71000000 399100 CASH FWD	.00	-1,727,000.00	-1,968,020.00	.00	.00	-1,773,000.00	2.7%
TOTAL WATER & SEWER FUND	-1,746.11	-1,728,500.00	-1,969,520.00	-3,143.90	.00	-1,774,500.00	2.7%
71500533 WATER UTILITY SERVICES-OPS							
71500533 343301 WATER-RES	-943,722.13	-886,000.00	-886,000.00	-920,272.91	.00	-950,500.00	7.3%
71500533 343302 WATER-COMM	-307,660.14	-322,300.00	-322,300.00	-296,376.06	.00	-316,800.00	-1.7%
71500533 343303 WTR-IRRI-R	-15,457.95	-10,000.00	-10,000.00	-14,618.23	.00	-10,800.00	8.0%
71500533 343304 WATER-FIRE	-6,388.01	-6,400.00	-6,400.00	-6,146.59	.00	-7,000.00	9.4%
71500533 343305 WTR-IRRI-C	-62,991.46	-60,000.00	-60,000.00	-73,838.59	.00	-69,500.00	15.8%
71500533 343306 AFPI	-23,100.00	-9,900.00	-9,900.00	-28,380.00	.00	.00	-100.0%
71500533 343308 METER INST	-5,975.00	-6,500.00	-6,500.00	-7,585.00	.00	-6,500.00	.0%
71500533 343309 SVC INSTAL	-314.59	-500.00	-500.00	-514.98	.00	-500.00	.0%
71500533 343310 COST METER	-4,003.35	-4,300.00	-4,300.00	-5,536.40	.00	-4,300.00	.0%
71500533 343314 MTR RELOC	.00	-500.00	-500.00	.00	.00	-500.00	.0%
71500533 369900 MISC REV	-74,965.72	-72,000.00	-72,000.00	-58,853.82	.00	-72,000.00	.0%
71500533 399100 CASH FWD	.00	-25,000.00	-25,000.00	.00	.00	-25,000.00	.0%
71500533 399100 BFPM CASH FWD	.00	.00	.00	.00	.00	-139,970.00	.0%
71500533 399100 BPS CASH FWD	.00	-253,760.00	-254,307.00	.00	.00	-254,307.00	.2%
71500533 399100 WHSPM CASH FWD	.00	.00	.00	.00	.00	-104,980.00	.0%
71500533 399100 WRAP CASH FWD	.00	-61,500.00	-65,210.00	.00	.00	-20,995.00	-65.9%
71500533 399100 WTKN CASH FWD	.00	-1,120,800.00	-1,126,704.00	.00	.00	-1,120,800.00	.0%
TOTAL WATER UTILITY SERVICES	-1,444,578.35	-2,839,460.00	-2,849,621.00	-1,412,122.58	.00	-3,104,452.00	9.3%
71500535 SEWER/WASTEWATER SVCS-OPS							
71500535 343501 WW-RES	-1,345,647.38	-1,325,000.00	-1,325,000.00	-1,290,130.73	.00	-1,400,000.00	5.7%

09/28/2016 12:00
6235cwoo

BOARD OF COMMISSIONERS
NEXT YEAR / CURRENT YEAR BUDGET ANALYSIS

P 44
bgnyrpts

PROJECTION: 20171 2016/2017 BUDGET

FOR PERIOD 99

ACCOUNTS FOR:

WATER & SEWER FUND			2015 ACTUAL	2016 ORIG BUD	2016 REVISED BUD	2016 ACTUAL	2016 PROJECTION	2017 FINAL	PCT CHANGE
71500535	343502	WW-COMMERC	-865,970.55	-906,000.00	-906,000.00	-823,501.90	.00	-942,000.00	4.0%
71500535	343503	AFPI	-35,264.00	-16,530.00	-16,530.00	-35,264.00	.00	.00	-100.0%
71500535	369900	MISC REV	.00	-6,000.00	-6,000.00	.00	.00	-6,000.00	.0%
71500535	399100	MHPP CASH FWD	.00	.00	.00	.00	.00	-187,920.00	.0%
71500535	399100	WW2 CASH FWD	.00	.00	-43,225.00	.00	.00	.00	.0%
71500535	399100	WWHW CASH FWD	.00	-378,000.00	-382,390.00	.00	.00	-337,000.00	-10.8%
71500535	399100	WWLS CASH FWD	.00	-1,309,680.00	-1,366,264.00	.00	.00	-400,000.00	-69.5%
71500535	399100	WWPIP CASH FWD	.00	-206,000.00	-207,595.00	.00	.00	-183,000.00	-11.2%
71500535	399100	WWSC CASH FWD	.00	-403,920.00	-403,920.00	.00	.00	-812,000.00	101.0%
TOTAL SEWER/WASTEWATER SVCS-			-2,246,881.93	-4,551,130.00	-4,656,924.00	-2,148,896.63	.00	-4,267,920.00	-6.2%
71500536 WATER & SEWER OPERATIONS-OTHER									
71500536	364420	FRP GAIN-FIX A	.00	.00	.00	.00	.00	-600.00	.0%
71500536	369909	W/C INS PR	-1,026.93	.00	.00	.00	.00	.00	.0%
71500536	369910	REF PY-EXP	-8,395.00	.00	.00	-679.55	.00	.00	.0%
71500536	399100	CASH FWD	.00	.00	.00	.00	.00	-70,860.00	.0%
71500536	399100	FRP CASH FWD	.00	.00	.00	.00	.00	-1,787.00	.0%
TOTAL WATER & SEWER OPERATIO			-9,421.93	.00	.00	-679.55	.00	-73,247.00	.0%
71501533 WATER IMPACT-CAPITAL									
71501533	324211	IF-RES-PE	-33,642.00	-24,030.00	-24,030.00	-40,050.00	.00	-18,785.00	-21.8%
71501533	324221	IF-COMM-PE	.00	-1,602.00	-1,602.00	-8,010.00	.00	-5,525.00	244.9%
71501533	389101	INT-BANK	-404.64	-500.00	-500.00	-174.28	.00	-50.00	-90.0%
71501533	389910	BAL FWD/CH	.00	.00	.00	.00	.00	-495,000.00	.0%
71501533	399100	CASH FWD	.00	-454,850.00	-457,957.00	.00	.00	.00	-100.0%
TOTAL WATER IMPACT-CAPITAL			-34,046.64	-480,982.00	-484,089.00	-48,234.28	.00	-519,360.00	8.0%
71501535 WASTEWATER IMPACT-CAPITAL									
71501535	324212	IF-RES-PE	-46,926.87	-37,965.00	-37,965.00	-48,089.00	.00	-21,672.00	-42.9%
71501535	324222	IF-COMM-PE	.00	-2,531.00	-2,531.00	.00	.00	-1,548.00	-38.8%
71501535	389101	INT-BANK	-666.35	-1,000.00	-1,000.00	-350.04	.00	-100.00	-90.0%
71501535	399100	CASH FWD	.00	-747,100.00	-749,327.00	.00	.00	-785,200.00	5.1%
TOTAL WASTEWATER IMPACT-CAPI			-47,593.22	-788,596.00	-790,823.00	-48,439.04	.00	-808,520.00	2.5%
71503536 NAU RENEWAL & REPLACEMENT									
71503536	399100	CASH FWD	.00	-185,400.00	-178,913.00	.00	.00	-182,213.00	-1.7%

09/28/2016 12:00
6235cwoo

BOARD OF COMMISSIONERS
NEXT YEAR / CURRENT YEAR BUDGET ANALYSIS

P 45
bgnyrpts

PROJECTION: 20171 2016/2017 BUDGET

FOR PERIOD 99

ACCOUNTS FOR:

WATER & SEWER FUND	2015 ACTUAL	2016 ORIG BUD	2016 REVISED BUD	2016 ACTUAL	2016 PROJECTION	2017 FINAL	PCT CHANGE
TOTAL NAU RENEWAL & REPLACEM	.00	-185,400.00	-178,913.00	.00	.00	-182,213.00	-1.7%
71999599 RESERVES							
71999599 399100 CASH FWD	.00	.00	.00	.00	.00	-150,000.00	.0%
71999599 399100 FRP CASH FWD	.00	-1,787.00	-1,787.00	.00	.00	.00	-100.0%
TOTAL RESERVES	.00	-1,787.00	-1,787.00	.00	.00	-150,000.00	8294.0%
TOTAL WATER & SEWER FUND	-3,784,268.18	-10,575,855.00	-10,931,677.00	-3,661,515.98	.00	-10,880,212.00	2.9%
GRAND TOTAL	-116,629,538.90	-169,504,913.00	-181,127,113.00	-108,668,411.80	.00	-188,867,047.00	11.4%

** END OF REPORT - Generated by Cindy C Wood **

FY 16/17

FINAL BUDGET

EXPENDITURES

09/28/2016 12:04
6235cwoo

BOARD OF COMMISSIONERS
NEXT YEAR / CURRENT YEAR BUDGET ANALYSIS

P 1
bgnyrpts

PROJECTION: 20171 2016/2017 BUDGET

FOR PERIOD 99

ACCOUNTS FOR:

GENERAL FUND	2015 ACTUAL	2016 ORIG BUD	2016 REVISED BUD	2016 ACTUAL	2016 PROJECTION	2017 FINAL	PCT CHANGE
01001511 BOARD OF CO COMMISSIONERS							
01001511 511000 SAL-ELECTE	223,060.00	225,291.00	225,291.00	215,594.85	.00	225,271.00	.0%
01001511 521010 FICA TAXES	12,640.55	13,968.00	13,968.00	11,945.99	.00	13,967.00	.0%
01001511 521020 MEDICARE T	2,956.26	3,267.00	3,267.00	2,793.75	.00	3,266.00	.0%
01001511 522000 RETIREMENT	95,804.73	95,230.00	95,230.00	91,251.75	.00	95,673.00	.5%
01001511 523010 L & H INS	22,196.15	21,920.00	21,920.00	22,034.22	.00	28,742.00	31.1%
01001511 524010 WKRS COMP	354.56	563.00	563.00	367.64	.00	518.00	-8.0%
01001511 531004 PS-COALITI	4,850.00	4,850.00	4,850.00	4,850.00	.00	4,850.00	.0%
01001511 531006 PS-LOBBYIN	60,000.00	60,001.00	60,001.00	60,000.00	.00	60,001.00	.0%
01001511 531016 SURVEY&PRO	.00	.00	2,000.00	.00	.00	.00	.0%
01001511 540000 TRAV&PDIEM	5,344.12	11,093.00	6,463.00	4,036.00	.00	10,238.00	-7.7%
01001511 541000 COMMUNICAT	3,591.21	4,260.00	4,260.00	3,993.98	.00	3,660.00	-14.1%
01001511 542000 FREIG/POST	1.94	50.00	170.00	144.52	.00	60.00	20.0%
01001511 544000 RENT&LEASE	.80	10.00	78.00	75.87	.00	50.00	400.0%
01001511 545000 INSURANCE	239.26	.00	37.00	36.43	.00	295.00	.0%
01001511 546000 RPR&MAINT	10.73	.00	144.00	143.08	.00	.00	.0%
01001511 547000 PRINT&BIND	231.94	150.00	70.00	40.00	.00	300.00	100.0%
01001511 549000 OTHER CURR	917.85	500.00	600.00	537.02	.00	500.00	.0%
01001511 549002 ADVERTISIN	1,780.64	1,200.00	1,700.00	1,569.46	.00	1,500.00	25.0%
01001511 551000 OFFICE SUP	.00	.00	.00	.00	.00	100.00	.0%
01001511 552000 MISCELLANE	99.00	700.00	352.00	144.73	.00	700.00	.0%
01001511 552020 GAS, OIL &	86.68	75.00	75.00	61.69	.00	100.00	33.3%
01001511 552640 EQUIPMENT	388.76	700.00	290.00	.00	.00	700.00	.0%
01001511 554000 DUES/SUBSC	9,064.00	9,220.00	9,220.00	9,220.00	.00	9,539.00	3.5%
01001511 555000 TRAINING	3,625.00	3,875.00	4,075.00	3,885.00	.00	3,550.00	-8.4%
TOTAL BOARD OF CO COMMISSION	447,244.18	456,923.00	454,624.00	432,725.98	.00	463,580.00	1.5%
01001513 BCC-FINANCIAL & ADMINISTRATIVE							
01001513 531000 PROF SVCS	57,643.00	.00	9,063.00	9,063.00	.00	.00	.0%
01001513 531000 VAB PROF SVCS	21,570.74	25,000.00	16,169.00	10,976.21	.00	25,000.00	.0%
01001513 531017 PS-APPRAIS	5,050.00	.00	500.00	500.00	.00	.00	.0%
01001513 531050 PS-OPEB	.00	15,000.00	15,000.00	15,000.00	.00	.00	-100.0%
01001513 532000 ACCT&AUDIT	208,176.77	180,000.00	181,750.00	180,000.00	.00	185,000.00	2.8%
01001513 542000 VAB FREIG/POST	18.92	200.00	200.00	16.12	.00	100.00	-50.0%
01001513 546020 VAB MAIN SVC C	6,300.60	6,695.00	6,695.00	6,294.76	.00	6,500.00	-2.9%
01001513 547000 PRINT&BIND	831.06	.00	.00	.00	.00	.00	.0%
01001513 549000 OT CUR CHG	15,798.12	24,105.00	21,605.00	20,881.74	.00	23,300.00	-3.3%
01001513 549002 ADVERTISIN	5,642.71	4,400.00	5,994.00	5,993.34	.00	4,600.00	4.5%
01001513 549002 VAB ADVERTISIN	324.66	750.00	750.00	518.19	.00	700.00	-6.7%
01001513 549038 TD PROCESS	.00	3,500.00	2,000.00	1,151.89	.00	3,500.00	.0%

09/28/2016 12:04
6235cwoo

BOARD OF COMMISSIONERS
NEXT YEAR / CURRENT YEAR BUDGET ANALYSIS

P 2
bgnyrpts

PROJECTION: 20171 2016/2017 BUDGET

FOR PERIOD 99

ACCOUNTS FOR:

GENERAL FUND	2015 ACTUAL	2016 ORIG BUD	2016 REVISED BUD	2016 ACTUAL	2016 PROJECTION	2017 FINAL	PCT CHANGE
01001513 552000 VAB MISC SUPPL	.00	100.00	100.00	.00	.00	100.00	.0%
TOTAL BCC-FINANCIAL & ADMINI	321,356.58	259,750.00	259,826.00	250,395.25	.00	248,800.00	-4.2%
01001519 BCC-OTHER GENERAL GOVERNMENT							
01001519 523010 L & H INS	19,777.51	.00	74.00	73.10	.00	.00	.0%
01001519 523020 RET-HEALTH	465,339.30	465,910.00	537,588.00	534,571.60	.00	668,705.00	43.5%
01001519 523021 EMP P-MED	80,544.24	71,678.00	.00	.00	.00	.00	-100.0%
01001519 531000 PROF SVCS	.00	.00	1,188.00	1,187.50	.00	.00	.0%
01001519 541000 COMMUNICAT	11,638.14	11,700.00	11,700.00	10,879.64	.00	12,600.00	7.7%
01001519 541040 COM-COMPUT	195,150.60	195,151.00	195,151.00	195,150.60	.00	195,153.00	.0%
01001519 545000 INSURANCE	103,783.53	102,500.00	102,500.00	101,882.91	.00	106,900.00	4.3%
01001519 549000 OT CUR CHG	9,155.89	500.00	2,624.00	2,121.55	.00	500.00	.0%
01001519 549002 ADVERTISIN	564.44	4,500.00	2,900.00	1,255.38	.00	3,000.00	-33.3%
01001519 549026 BAILIF-OCC	162.50	225.00	225.00	195.00	.00	300.00	33.3%
01001519 549403 INS CLAIMS	34,000.00	.00	5,000.00	5,000.00	.00	.00	.0%
01001519 552019 SIGNS	840.00	.00	3,185.00	.00	.00	3,185.00	.0%
01001519 564000 EQUIPMENT	5,593.00	.00	.00	.00	.00	.00	.0%
TOTAL BCC-OTHER GENERAL GOVE	926,549.15	852,164.00	862,135.00	852,317.28	.00	990,343.00	16.2%
01001582 TRANSFER OUTS							
01001582 591910 CLERK TR-CONS OF	106.90	1,000.00	1,000.00	60.60	.00	1,000.00	.0%
01001582 591952 VAB FEES-CLERK	14,390.87	18,000.00	15,000.00	12,423.12	.00	18,000.00	.0%
TOTAL TRANSFER OUTS	14,497.77	19,000.00	16,000.00	12,483.72	.00	19,000.00	.0%
01005513 FMIT SAFETY GRANT							
01005513 552640 EQUIP<\$750	1,995.00	.00	.00	.00	.00	.00	.0%
TOTAL FMIT SAFETY GRANT	1,995.00	.00	.00	.00	.00	.00	.0%
01005521 GRANTS							
01005521 564001 PORT EQ\$5000 OG	.00	37,007.00	34,672.00	34,672.12	.00	.00	-100.0%
TOTAL GRANTS	.00	37,007.00	34,672.00	34,672.12	.00	.00	-100.0%
01005525 EMERG MAGNT GRANTS							
01005525 531000 HSG15 PROF SVCS	.00	12,308.00	8.00	.00	.00	.00	-100.0%

09/28/2016 12:04
6235cwoo

BOARD OF COMMISSIONERS
NEXT YEAR / CURRENT YEAR BUDGET ANALYSIS

P 3
bgnyrpts

PROJECTION: 20171 2016/2017 BUDGET

FOR PERIOD 99

ACCOUNTS FOR:

GENERAL FUND	2015 ACTUAL	2016 ORIG BUD	2016 REVISED BUD	2016 ACTUAL	2016 PROJECTION	2017 FINAL	PCT CHANGE
01005525 531000 HSG16 PROF SVCS	.00	.00	13,893.00	.00	.00	13,893.00	.0%
01005525 552640 CC15 EQUIP<\$750	236.55	.00	.00	.00	.00	.00	.0%
01005525 552640 CRT16 EQUIP<\$750	.00	.00	761.00	.00	.00	.00	.0%
01005525 555000 HSG15 TRAINING	.00	.00	12,300.00	11,600.00	.00	.00	.0%
01005525 564000 CC15 EQUIPMENT	5,225.00	.00	.00	.00	.00	.00	.0%
01005525 564000 CC16 EQUIPMENT	.00	.00	8,638.00	8,632.82	.00	.00	.0%
01005525 564000 CRT15 EQUIPMENT	5,456.00	.00	.00	.00	.00	.00	.0%
01005525 591920 CRT16 TR-SHR VAR	.00	.00	7,877.00	3,399.29	.00	.00	.0%
TOTAL EMERG MAGNT GRANTS	10,917.55	12,308.00	43,477.00	23,632.11	.00	13,893.00	12.9%
01005537 CO EXTENSTION GRANTS							
01005537 512000 CCCP REG SALARY	300.00	.00	.00	.00	.00	.00	.0%
TOTAL CO EXTENSTION GRANTS	300.00	.00	.00	.00	.00	.00	.0%
01005572 RECREATION GRANTS							
01005572 563732 NFLY YULEE BP I	.00	100,000.00	99,989.00	99,989.10	.00	.00	-100.0%
TOTAL RECREATION GRANTS	.00	100,000.00	99,989.00	99,989.10	.00	.00	-100.0%
01005582 TRANSFER OUT CONST OFFICER							
01005582 591910 CLERK TR-CONS OF	306.00	.00	.00	.00	.00	.00	.0%
01005582 591952 NFLY TT CLERK	.00	.00	11.00	10.90	.00	.00	.0%
TOTAL TRANSFER OUT CONST OFF	306.00	.00	11.00	10.90	.00	.00	.0%
01021512 CLERK-EXECUTIVE (CLERK TO BCC)							
01021512 524010 WKRS COMP	2,713.06	4,275.00	4,275.00	2,791.62	.00	4,000.00	-6.4%
TOTAL CLERK-EXECUTIVE (CLERK	2,713.06	4,275.00	4,275.00	2,791.62	.00	4,000.00	-6.4%
01021513 CLERK-FINANCE & ADMINISTRATIVE							
01021513 549405 REFUND PYR	14,885.00	.00	.00	.00	.00	.00	.0%
TOTAL CLERK-FINANCE & ADMINI	14,885.00	.00	.00	.00	.00	.00	.0%
01021519 CLERK-OTHER GENERAL GOVERNMENT							
01021519 523010 L & H INS	272,012.52	289,308.00	289,308.00	257,842.48	.00	300,000.00	3.7%

09/28/2016 12:04
6235cwoo

BOARD OF COMMISSIONERS
NEXT YEAR / CURRENT YEAR BUDGET ANALYSIS

P 4
bgnyrpts

PROJECTION: 20171 2016/2017 BUDGET

FOR PERIOD 99

ACCOUNTS FOR:

GENERAL FUND	2015 ACTUAL	2016 ORIG BUD	2016 REVISED BUD	2016 ACTUAL	2016 PROJECTION	2017 FINAL	PCT CHANGE
01021519 545000 INSURANCE	432.00	505.00	505.00	326.00	.00	600.00	18.8%
TOTAL CLERK-OTHER GENERAL GO	272,444.52	289,813.00	289,813.00	258,168.48	.00	300,600.00	3.7%
01021582 CLERK-TRANS TO CONST OFFICER							
01021582 591910 CLERK TR-CONS OF	1,936,732.00	2,010,901.00	2,010,901.00	2,010,901.00	.00	2,010,901.00	.0%
01021582 591951 CLERK TT-CLK-VET	52,453.00	53,896.00	53,896.00	53,896.00	.00	54,042.00	.3%
TOTAL CLERK-TRANS TO CONST O	1,989,185.00	2,064,797.00	2,064,797.00	2,064,797.00	.00	2,064,943.00	.0%
01031521 SHERIFF							
01031521 523010 L & H INS	1,100,525.18	1,115,900.00	1,083,900.00	966,887.49	.00	1,114,000.00	-.2%
01031521 524010 WKRS COMP	122,955.84	175,000.00	120,000.00	114,212.29	.00	175,000.00	.0%
01031521 531000 PROF SVCS	9,485.00	.00	.00	.00	.00	.00	.0%
01031521 545000 INSURANCE	38,432.62	43,490.00	43,490.00	33,670.64	.00	43,250.00	-.6%
01031521 546000 RPR&MAINT	4,388.86	15,000.00	15,000.00	3,644.20	.00	.00	-100.0%
01031521 549036 CRMPV CRIME 775.	53,096.68	194,775.00	206,781.00	47,950.68	.00	191,781.00	-1.5%
TOTAL SHERIFF	1,328,884.18	1,544,165.00	1,469,171.00	1,166,365.30	.00	1,524,031.00	-1.3%
01031582 SHERIFF-TRANS TO CONST OFFICER							
01031582 591910 CRMPV TR-CONS OF	44,961.15	.00	.00	.00	.00	.00	.0%
01031582 591910 SHERF TR-CONS OF	8,270,290.00	8,826,339.00	8,826,339.00	8,826,339.00	.00	9,882,718.00	12.0%
01031582 591935 SHERF TT-SHER SC	40,234.35	50,000.00	50,000.00	41,373.52	.00	71,417.00	42.8%
TOTAL SHERIFF-TRANS TO CONST	8,355,485.50	8,876,339.00	8,876,339.00	8,867,712.52	.00	9,954,135.00	12.1%
01032523 DEPT OF CORRECTIONS							
01032523 523010 L & H INS	294,752.69	284,213.00	396,213.00	361,998.75	.00	396,000.00	39.3%
01032523 524010 WKRS COMP	55,494.52	80,000.00	55,000.00	52,240.95	.00	80,000.00	.0%
01032523 545000 INSURANCE	26,130.83	33,775.00	33,775.00	15,495.59	.00	30,750.00	-9.0%
01032523 549611 MEDCL CARE	199,990.37	150,000.00	150,000.00	61,639.04	.00	150,000.00	.0%
TOTAL DEPT OF CORRECTIONS	576,368.41	547,988.00	634,988.00	491,374.33	.00	656,750.00	19.8%
01032582 DEPT OF CORR-TRANS TO CONST OF							
01032582 591910 SHERF TR-CONS OF	4,685,838.00	4,878,933.00	4,878,933.00	4,878,933.00	.00	4,986,514.00	2.2%
TOTAL DEPT OF CORR-TRANS TO	4,685,838.00	4,878,933.00	4,878,933.00	4,878,933.00	.00	4,986,514.00	2.2%
01034521 VICTIMS OF CRIME ACT (VOCA)							
01034521 523010 L & H INS	6,752.61	7,363.00	7,363.00	.00	.00	8,215.00	11.6%

09/28/2016 12:04
6235cwoo

BOARD OF COMMISSIONERS
NEXT YEAR / CURRENT YEAR BUDGET ANALYSIS

P 5
bgnyrpts

PROJECTION: 20171 2016/2017 BUDGET

FOR PERIOD 99

ACCOUNTS FOR:

GENERAL FUND	2015 ACTUAL	2016 ORIG BUD	2016 REVISED BUD	2016 ACTUAL	2016 PROJECTION	2017 FINAL	PCT CHANGE
01034521 524010 WC	365.31	364.00	364.00	64.79	.00	398.00	9.3%
01034521 541000 COMMUNICAT	647.98	684.00	684.00	222.34	.00	1,566.00	128.9%
01034521 547000 PRINT&BIND	.00	.00	.00	.00	.00	50.00	.0%
01034521 551000 OFFICE SUP	.00	198.00	198.00	.00	.00	100.00	-49.5%
TOTAL VICTIMS OF CRIME ACT (7,765.90	8,609.00	8,609.00	287.13	.00	10,329.00	20.0%
01034582 TRANS TO SHERIFF-VOCA GRANT							
01034582 591910 SHERF TR-CONS OF	43,394.00	43,394.00	43,394.00	3,146.19	.00	47,756.00	10.1%
TOTAL TRANS TO SHERIFF-VOCA	43,394.00	43,394.00	43,394.00	3,146.19	.00	47,756.00	10.1%
01041513 PROPERTY APPRAISER							
01041513 523010 L & H INS	11,914.92	.00	1,350.00	1,200.00	.00	1,800.00	.0%
01041513 542000 FREIG/POST	16,440.06	29,380.00	19,926.00	16,530.14	.00	16,500.00	-43.8%
01041513 545000 INSURANCE	1,909.00	2,880.00	2,880.00	1,634.00	.00	2,700.00	-6.3%
01041513 547000 PRINT&BIND	12,421.86	4,000.00	12,104.00	12,103.08	.00	12,880.00	222.0%
TOTAL PROPERTY APPRAISER	42,685.84	36,260.00	36,260.00	31,467.22	.00	33,880.00	-6.6%
01041582 PTY APP-TRANS TO CONST OFFICER							
01041582 591910 PROPA TR-CONS OF	1,909,720.00	1,884,493.00	1,884,493.00	1,884,432.00	.00	1,876,540.00	-.4%
TOTAL PTY APP-TRANS TO CONST	1,909,720.00	1,884,493.00	1,884,493.00	1,884,432.00	.00	1,876,540.00	-.4%
01051513 TAX COLLECTOR							
01051513 542000 FREIG/POST	3,540.21	3,500.00	3,661.00	3,660.50	.00	4,000.00	14.3%
01051513 545000 INSURANCE	407.00	700.00	700.00	568.00	.00	600.00	-14.3%
TOTAL TAX COLLECTOR	3,947.21	4,200.00	4,361.00	4,228.50	.00	4,600.00	9.5%
01051582 TAX COLLECTOR-TRANS OUT							
01051582 591910 TAXCO TC COMMISS	1,698,869.60	1,943,752.00	1,943,591.00	1,782,346.41	.00	2,085,916.00	7.3%
TOTAL TAX COLLECTOR-TRANS OU	1,698,869.60	1,943,752.00	1,943,591.00	1,782,346.41	.00	2,085,916.00	7.3%
01061513 SUPR OF ELECT-ADM/REG							
01061513 523010 L & H INS	39,798.43	64,511.00	64,511.00	41,340.00	.00	63,351.00	-1.8%

09/28/2016 12:04
6235cwoo

BOARD OF COMMISSIONERS
NEXT YEAR / CURRENT YEAR BUDGET ANALYSIS

P 6
bgnyrpts

PROJECTION: 20171 2016/2017 BUDGET

FOR PERIOD 99

ACCOUNTS FOR:

GENERAL FUND			2015 ACTUAL	2016 ORIG BUD	2016 REVISED BUD	2016 ACTUAL	2016 PROJECTION	2017 FINAL	PCT CHANGE
01061513	524010	WKRS COMP	2,465.81	3,493.00	3,493.00	2,280.97	.00	1,208.00	-65.4%
01061513	552000	MISCELLANE	51.59	.00	.00	.00	.00	.00	.0%
01061513	564000	EQUIPMENT	7,435.21	.00	.00	.00	.00	.00	.0%
01061513	564001	EQ\$5000 OG	14,753.90	.00	.00	.00	.00	.00	.0%
TOTAL SUPR OF ELECT-ADM/REG			64,504.94	68,004.00	68,004.00	43,620.97	.00	64,559.00	-5.1%
01061582 SUPR OF ELECT-TRANS TO CONST O									
01061582	591910	EVID TR-CONS OF	.00	.00	2,000.00	.00	.00	.00	.0%
01061582	591910	SOE T/O SOE	1,215,772.00	1,544,985.00	1,675,864.00	1,544,985.00	.00	1,342,796.00	-13.1%
TOTAL SUPR OF ELECT-TRANS TO			1,215,772.00	1,544,985.00	1,677,864.00	1,544,985.00	.00	1,342,796.00	-13.1%
01072523 MAINT-DETENTION CENTER									
01072523	531000	PROF SVCS	11,500.00	.00	7,900.00	7,900.00	.00	.00	.0%
01072523	542000	FREIG/POST	24.60	.00	.00	.00	.00	.00	.0%
01072523	544000	RENT&LEASE	.00	.00	.00	.00	.00	500.00	.0%
01072523	545000	INSURANCE	202.20	210.00	464.00	251.18	.00	210.00	.0%
01072523	546000	RPR&MAINT	79,447.21	86,657.00	104,731.00	99,690.30	.00	86,657.00	.0%
01072523	546000	FVBES RPR&MAINT	.00	171,560.00	171,560.00	171,350.77	.00	171,458.00	-.1%
01072523	546020	MAIN SVC C	6,852.00	7,252.00	7,252.00	6,852.00	.00	7,252.00	.0%
01072523	546030	R&M-BLDGS	.00	.00	259,600.00	251,147.08	.00	183,900.00	.0%
01072523	546030	ACRPR R&M-BLDGS	.00	.00	.00	.00	.00	150,000.00	.0%
01072523	546030	DUCT R&M-BLDGS	16,714.00	.00	.00	.00	.00	.00	.0%
01072523	546036	R&M-GENERA	3,987.00	3,115.00	3,115.00	2,486.78	.00	4,115.00	32.1%
01072523	549000	OT CUR CHG	151.64	1,450.00	1,450.00	94.90	.00	1,450.00	.0%
01072523	552000	MISC SUPPL	1,264.26	2,000.00	2,000.00	1,900.13	.00	2,000.00	.0%
01072523	552020	GAS/OIL&LU	192.05	250.00	248.00	38.69	.00	250.00	.0%
01072523	552030	JANITOR SU	.00	150.00	150.00	.00	.00	150.00	.0%
01072523	562002	FENCE BLDG IMPRO	.00	.00	.00	.00	.00	345,000.00	.0%
01072523	564000	KITEQ EQUIPMENT	.00	146,608.00	146,608.00	90,053.14	.00	.00	-100.0%
01072523	564000	LRYEQ EQUIPMENT	.00	34,500.00	14,400.00	11,948.00	.00	.00	-100.0%
01072523	564001	EQ\$5000 OG	.00	.00	.00	.00	.00	11,500.00	.0%
01072523	564001	KITEQ EQ\$5000 OG	14,391.72	.00	.00	.00	.00	.00	.0%
01072523	564001	LRYEQ EQ\$5000 OG	.00	.00	20,100.00	20,100.00	.00	.00	.0%
TOTAL MAINT-DETENTION CENTER			134,726.68	453,752.00	739,578.00	663,812.97	.00	964,442.00	112.5%
01073519 MAINT-OTHER CNTY FACILITIES									
01073519	512000	REG SALARY	1,148,490.88	1,166,904.00	1,166,904.00	1,117,313.26	.00	1,351,071.00	15.8%
01073519	512001	HHERM SAL-EMERG	.00	.00	.00	480.36	.00	.00	.0%

09/28/2016 12:04
6235cwoo

BOARD OF COMMISSIONERS
NEXT YEAR / CURRENT YEAR BUDGET ANALYSIS

P 7
bgnyrpts

PROJECTION: 20171 2016/2017 BUDGET

FOR PERIOD 99

ACCOUNTS FOR:

GENERAL FUND	2015 ACTUAL	2016 ORIG BUD	2016 REVISED BUD	2016 ACTUAL	2016 PROJECTION	2017 FINAL	PCT CHANGE
01073519 512002							
01073519 514000							
01073519 514001 HHERM							
01073519 521010							
01073519 521010 HHERM							
01073519 521020							
01073519 521020 HHERM							
01073519 522000							
01073519 522000 HHERM							
01073519 523010							
01073519 523010 HHERM							
01073519 524010							
01073519 531000							
01073519 531031							
01073519 531035							
01073519 534000							
01073519 534103							
01073519 540000							
01073519 541000							
01073519 542000							
01073519 543000							
01073519 544000							
01073519 545000							
01073519 546000							
01073519 546020							
01073519 546030 AIRRP							
01073519 546030 DUCT							
01073519 546030 JSPGC							
01073519 546033							
01073519 546036							
01073519 546040							
01073519 546050							
01073519 546104							
01073519 546710							
01073519 547000							
01073519 549000							
01073519 549002							
01073519 549061							
01073519 549081							
01073519 549403							
01073519 551000							
01073519 552000							
01073519 552020							
01073519 552030							

09/28/2016 12:04
6235cwoo

BOARD OF COMMISSIONERS
NEXT YEAR / CURRENT YEAR BUDGET ANALYSIS

P 8
bgnyrpts

PROJECTION: 20171 2016/2017 BUDGET

FOR PERIOD 99

ACCOUNTS FOR:

GENERAL FUND			2015 ACTUAL	2016 ORIG BUD	2016 REVISED BUD	2016 ACTUAL	2016 PROJECTION	2017 FINAL	PCT CHANGE
01073519	552040	TOOLS&SMI	4,547.88	4,250.00	6,304.00	6,139.53	.00	4,250.00	.0%
01073519	552050	UNIFORMS	5,075.26	5,183.00	5,183.00	4,815.42	.00	5,520.00	6.5%
01073519	552640	EQUIP<\$750	1,345.43	1,300.00	8,729.00	7,928.84	.00	5,150.00	296.2%
01073519	552646	SOFTWARE	3,525.00	1,763.00	1,763.00	1,762.50	.00	1,763.00	.0%
01073519	554000	DUES/SUBSC	2,554.05	1,350.00	1,350.00	1,215.00	.00	1,350.00	.0%
01073519	555000	TRAINING	605.00	300.00	650.00	650.00	.00	800.00	166.7%
01073519	562000	BUILDINGS	.00	27,900.00	27,900.00	27,900.00	.00	.00	-100.0%
01073519	562000	SOE BUILDINGS	.00	.00	10,764.00	.00	.00	10,764.00	.0%
01073519	562002	BLDG IMPRO	.00	.00	8,191.00	4,547.12	.00	.00	.0%
01073519	562002	ROOF BLDG IMPRO	.00	.00	699,206.00	644,540.00	.00	699,206.00	.0%
01073519	562063	CAL HEALTH	.00	48,300.00	48,300.00	41,875.00	.00	.00	-100.0%
01073519	563735	PARK LOT	.00	13,510.00	15,710.00	15,186.47	.00	.00	-100.0%
01073519	564000	EQUIPMENT	6,060.82	4,800.00	6,236.00	6,235.03	.00	.00	-100.0%
01073519	564001	EQ\$5000 OG	.00	17,440.00	15,236.00	15,235.05	.00	19,949.00	14.4%
01073519	564001	FRP EQ\$5000 OG	29,825.55	100,100.00	174,700.00	170,379.30	.00	46,400.00	-53.6%
01073519	564002	FRP EQ50000 OG	.00	52,100.00	.00	.00	.00	.00	-100.0%
01073519	564002	GENER EQ50000 OG	.00	.00	.00	.00	.00	66,700.00	.0%
TOTAL MAINT-OTHER CNTY FACIL			2,005,276.04	2,587,337.00	3,386,527.00	3,038,049.36	.00	3,346,678.00	29.3%
01073582 MAINT-OTHER CNTY FACILITIES									
01073582	591910	CLERK TR-CONS OF	.00	.00	19.00	18.80	.00	.00	.0%
TOTAL MAINT-OTHER CNTY FACIL			.00	.00	19.00	18.80	.00	.00	.0%
01074712 MAINT-JUDICIAL/HCH									
01074712	534000	OT CONT SV	1,884.00	2,142.00	2,142.00	1,884.00	.00	2,154.00	.6%
01074712	534013	CS-LANDSCA	29,390.04	29,391.00	29,391.00	29,390.04	.00	29,391.00	.0%
01074712	541000	COMMUNICAT	2,034.90	1,896.00	1,896.00	1,825.02	.00	1,896.00	.0%
01074712	543000	UTILITY SV	183,469.21	220,000.00	220,000.00	172,511.55	.00	220,092.00	.0%
01074712	544000	RENT&LEASE	4,024.71	4,080.00	4,080.00	3,992.04	.00	4,080.00	.0%
01074712	545000	INSURANCE	99,848.22	111,648.00	111,648.00	59,986.30	.00	111,648.00	.0%
01074712	546000	RPR&MAINT	72,592.65	93,706.00	81,243.00	76,383.57	.00	94,291.00	.6%
01074712	546010	R&M-IRRIGI	147.48	800.00	1,000.00	183.96	.00	800.00	.0%
01074712	546020	MAIN SVC C	87,471.88	92,272.00	92,272.00	87,052.96	.00	97,171.00	5.3%
01074712	546030	ACRPR R&M-BLDGS	.00	.00	.00	.00	.00	48,050.00	.0%
01074712	546030	AIRRP R&M-BLDGS	.00	19,440.00	19,440.00	13,643.00	.00	23,000.00	18.3%
01074712	546036	R&M-GENERA	9,808.19	3,758.00	3,758.00	3,522.62	.00	4,758.00	26.6%
01074712	549000	OT CUR CHG	760.12	1,367.00	1,367.00	703.38	.00	1,577.00	15.4%
01074712	552000	MISC SUPPL	4,471.21	2,900.00	6,900.00	6,686.40	.00	4,918.00	69.6%
01074712	552020	GAS/OIL&LU	221.52	1,368.00	1,368.00	.00	.00	150.00	-89.0%
01074712	552030	JANITOR SU	13,956.82	12,900.00	14,200.00	12,798.85	.00	12,900.00	.0%

09/28/2016 12:04
6235cwoo

BOARD OF COMMISSIONERS
NEXT YEAR / CURRENT YEAR BUDGET ANALYSIS

P 9
bgnyrpts

PROJECTION: 20171 2016/2017 BUDGET

FOR PERIOD 99

ACCOUNTS FOR:

GENERAL FUND	2015 ACTUAL	2016 ORIG BUD	2016 REVISED BUD	2016 ACTUAL	2016 PROJECTION	2017 FINAL	PCT CHANGE
01074712 552640 EQUIP<\$750	.00	950.00	1,580.00	1,102.49	.00	.00	-100.0%
01074712 562002 CHILL BLDG IMPRO	.00	.00	.00	.00	.00	318,060.00	.0%
01074712 564000 EQUIPMENT	.00	6,600.00	8,050.00	7,025.90	.00	3,684.00	-44.2%
01074712 564001 EQ\$5000 OG	.00	.00	.00	.00	.00	5,055.00	.0%
01074712 564001 CFGIA EQ\$5000 OG	.00	.00	7,030.00	7,030.10	.00	.00	.0%
01074712 564001 GIA08 EQ\$5000 OG	.00	.00	4,902.00	4,901.72	.00	.00	.0%
TOTAL MAINT-JUDICIAL/HCH	510,080.95	605,218.00	612,267.00	490,623.90	.00	983,675.00	62.5%
01075572 MAINT-P&R/BEACH							
01075572 534000 OT CONT SV	113,000.00	113,222.00	113,222.00	113,000.00	.00	118,650.00	4.8%
01075572 534104 CS-RESTROO	30,520.41	26,596.00	26,596.00	25,678.86	.00	26,596.00	.0%
01075572 541000 COMMUNICAT	.00	240.00	240.00	.00	.00	240.00	.0%
01075572 542000 FREIG/POST	.00	49.00	49.00	49.00	.00	49.00	.0%
01075572 543000 UTILITY SV	41,327.59	41,542.00	40,542.00	39,842.06	.00	41,027.00	-1.2%
01075572 543731 UT-BALLFLD	28,996.03	28,114.00	37,114.00	35,057.60	.00	48,000.00	70.7%
01075572 543741 UT-HILLCPK	15,003.26	15,500.00	16,043.00	15,886.57	.00	15,500.00	.0%
01075572 543742 UT-BRYC BP	6,927.28	7,000.00	7,000.00	5,982.34	.00	7,000.00	.0%
01075572 543751 UT-CALLBPK	21,854.05	20,000.00	17,000.00	16,259.53	.00	25,000.00	25.0%
01075572 544000 RENT&LEASE	1,913.90	4,527.00	4,527.00	2,150.50	.00	4,527.00	.0%
01075572 545000 INSURANCE	34,722.71	35,720.00	35,720.00	26,724.97	.00	38,075.00	6.6%
01075572 546000 RPR&MAINT	41,485.50	36,550.00	58,550.00	55,547.71	.00	44,400.00	21.5%
01075572 546000 CBPI RPR&MAINT	.00	.00	.00	.00	.00	32,750.00	.0%
01075572 546000 FSNR RPR&MAINT	20,080.00	.00	.00	.00	.00	.00	.0%
01075572 546000 GOFF RPR&MAINT	.00	.00	31,625.00	.00	.00	31,625.00	.0%
01075572 546020 MAIN SVC C	2,850.00	7,850.00	2,850.00	2,850.00	.00	2,850.00	-63.7%
01075572 546030 BPK R&M-BLDGS	.00	.00	26,541.00	9,341.98	.00	.00	.0%
01075572 546030 CBPI R&M-BLDGS	.00	.00	.00	.00	.00	40,000.00	.0%
01075572 546040 R&M-TRUCK	659.18	3,000.00	2,000.00	219.08	.00	3,000.00	.0%
01075572 546050 R&M-EQUIP	4,359.08	1,000.00	2,501.00	2,083.75	.00	1,000.00	.0%
01075572 546706 R&M-NSOUND	15,000.00	15,000.00	15,000.00	15,000.00	.00	15,000.00	.0%
01075572 546710 GROUNDS UP	6,748.93	6,700.00	6,700.00	5,157.27	.00	6,700.00	.0%
01075572 549000 OT CUR CHG	151.66	350.00	350.00	6.35	.00	350.00	.0%
01075572 549002 ADVERTISIN	.00	.00	74.00	73.64	.00	.00	.0%
01075572 549722 ADMIN-CARY	.00	300.00	300.00	.00	.00	300.00	.0%
01075572 552000 MISC SUPPL	537.68	500.00	650.00	533.28	.00	500.00	.0%
01075572 552020 GAS/OIL&LU	10,399.60	9,000.00	9,000.00	6,857.14	.00	9,000.00	.0%
01075572 552030 JANITOR SU	1,418.67	1,200.00	1,200.00	756.96	.00	1,500.00	25.0%
01075572 552640 EQUIP<\$750	.00	.00	1,650.00	1,369.48	.00	.00	.0%
01075572 562000 JFCBR BUILDINGS	.00	.00	39,791.00	22,608.80	.00	.00	.0%
01075572 562002 ROOF BLDG IMPRO	.00	.00	41,000.00	37,680.00	.00	.00	.0%
01075572 562002 YLGYM BLDG IMPRO	.00	90,000.00	90,000.00	37,890.00	.00	.00	-100.0%
01075572 563701 CBPI REC IMPROV	.00	.00	.00	.00	.00	25,000.00	.0%

09/28/2016 12:04
6235cwoo

BOARD OF COMMISSIONERS
NEXT YEAR / CURRENT YEAR BUDGET ANALYSIS

P 10
bgnyrpts

PROJECTION: 20171 2016/2017 BUDGET

FOR PERIOD 99

ACCOUNTS FOR:

GENERAL FUND	2015 ACTUAL	2016 ORIG BUD	2016 REVISED BUD	2016 ACTUAL	2016 PROJECTION	2017 FINAL	PCT CHANGE
01075572 563704 DUNE WALK	.00	90,600.00	102,100.00	95,849.20	.00	.00	-100.0%
01075572 563732 YTCT YULEE BP I	.00	.00	.00	.00	.00	90,120.00	.0%
01075572 563735 BPPKL PARK LOT	.00	76,720.00	91,720.00	91,207.15	.00	.00	-100.0%
01075572 563735 ERBR PARK LOT	.00	.00	.00	.00	.00	48,000.00	.0%
01075572 563735 PPPK PARK LOT	.00	.00	.00	.00	.00	51,190.00	.0%
01075572 563771 BCH ACCESS	.00	19,481.00	19,481.00	.00	.00	19,481.00	.0%
01075572 564000 EQUIPMENT	.00	.00	2,500.00	2,500.00	.00	.00	.0%
01075572 564001 EQ\$5000 OG	.00	.00	.00	.00	.00	17,153.00	.0%
01075572 564001 FRP EQ\$5000 OG	70,513.10	.00	.00	.00	.00	.00	.0%
TOTAL MAINT-P&R/BEACH	468,468.63	650,761.00	843,636.00	668,163.22	.00	764,583.00	17.5%
01075582 MAINTENANCE-P&R BEACH							
01075582 591910 CLERK TR-CONS OF	.00	.00	.00	10.90	.00	.00	.0%
01075582 591952 JFCBR TT CLERK	.00	.00	20.00	7.90	.00	.00	.0%
TOTAL MAINTENANCE-P&R BEACH	.00	.00	20.00	18.80	.00	.00	.0%
01099581 TRANSFER OUT							
01099581 591230 TO-LEGAL A	52,784.04	52,910.00	52,910.00	52,910.00	.00	56,910.00	7.6%
01099581 591580 TO-DS-COMP	2,335,350.00	2,323,150.00	2,323,150.00	2,323,150.00	.00	2,319,750.00	-.1%
01099581 591680 ST71 TO-CP-SADL	.00	.00	.00	.00	.00	643,000.00	.0%
01099581 591700 TO-SW	.00	694,154.00	694,154.00	694,154.00	.00	.00	-100.0%
TOTAL TRANSFER OUT	2,388,134.04	3,070,214.00	3,070,214.00	3,070,214.00	.00	3,019,660.00	-1.6%
01121512 COUNTY MANAGER							
01121512 512000 REG SALARY	189,050.33	191,002.00	191,002.00	184,998.77	.00	353,782.00	85.2%
01121512 513000 SALARY-N/R	6,000.00	6,000.00	6,000.00	6,000.00	.00	6,000.00	.0%
01121512 513001 ANNUITY	17,884.68	18,500.00	18,500.00	17,307.75	.00	18,500.00	.0%
01121512 521010 FICA TAXES	10,874.88	12,214.00	12,214.00	10,187.99	.00	17,458.00	42.9%
01121512 521020 MEDICARE T	3,038.66	3,125.00	3,125.00	2,964.31	.00	5,485.00	75.5%
01121512 522000 RETIREMENT	34,772.91	35,190.00	35,190.00	34,266.22	.00	59,031.00	67.7%
01121512 523010 L & H INS	16,252.56	16,347.00	16,347.00	16,322.15	.00	24,266.00	48.4%
01121512 524010 WKRS COMP	303.38	478.00	478.00	312.14	.00	634.00	32.6%
01121512 540000 TRAVEL & P	610.78	2,118.00	1,951.00	.00	.00	5,253.00	148.0%
01121512 541000 COMMUNICAT	1,198.20	1,320.00	1,320.00	1,089.88	.00	1,740.00	31.8%
01121512 542000 FREIG/POST	106.97	150.00	150.00	69.16	.00	100.00	-33.3%
01121512 544000 RENTALS/LE	3,429.33	4,920.00	4,920.00	2,104.03	.00	3,120.00	-36.6%
01121512 545000 INSURANCE	.00	50.00	50.00	.00	.00	50.00	.0%
01121512 546000 REPAIRS &	.00	500.00	500.00	.00	.00	500.00	.0%

09/28/2016 12:04
6235cwoo

BOARD OF COMMISSIONERS
NEXT YEAR / CURRENT YEAR BUDGET ANALYSIS

P 11
bgnyrpts

PROJECTION: 20171 2016/2017 BUDGET

FOR PERIOD 99

ACCOUNTS FOR:

GENERAL FUND	2015 ACTUAL	2016 ORIG BUD	2016 REVISED BUD	2016 ACTUAL	2016 PROJECTION	2017 FINAL	PCT CHANGE
01121512 546020 MAIN SVC C	.00	.00	.00	.00	.00	750.00	.0%
01121512 546022 SC-COPIER	1,097.39	1,500.00	1,500.00	451.64	.00	1,200.00	-20.0%
01121512 547000 PRINTING &	94.50	100.00	100.00	.00	.00	110.00	10.0%
01121512 549000 OTHER CURR	344.00	500.00	500.00	.00	.00	500.00	.0%
01121512 549002 ADVERTISIN	.00	.00	.00	.00	.00	500.00	.0%
01121512 551000 OFFICE SUP	122.76	500.00	500.00	180.02	.00	300.00	-40.0%
01121512 552000 MISCELLANE	483.12	1,000.00	1,167.00	1,166.25	.00	800.00	-20.0%
01121512 552020 GAS, OIL &	.00	100.00	100.00	.00	.00	75.00	-25.0%
01121512 552640 EQUIPMENT	147.29	750.00	750.00	.00	.00	750.00	.0%
01121512 554000 DUES/SUBSC	2,965.93	2,835.00	2,835.00	2,640.80	.00	3,135.00	10.6%
01121512 555000 TRAINING	740.00	1,990.00	1,990.00	250.00	.00	2,855.00	43.5%
TOTAL COUNTY MANAGER	289,517.67	301,189.00	301,189.00	280,311.11	.00	506,894.00	68.3%
01122513 HUMAN RESOURCES DEPARTMENT							
01122513 512000 REG SALARY	296,049.22	294,679.00	294,679.00	282,475.40	.00	281,721.00	-4.4%
01122513 512000 WELLP REG SALARY	300.00	.00	.00	.00	.00	.00	.0%
01122513 513000 SALARY-N/R	7,611.45	10,000.00	10,000.00	.00	.00	.00	-100.0%
01122513 514000 OVERTIME	2,275.06	2,895.00	2,895.00	1,002.48	.00	1,500.00	-48.2%
01122513 521010 FICA TAXES	18,947.10	19,070.00	19,070.00	15,618.01	.00	17,560.00	-7.9%
01122513 521010 WELLP FICA TAXES	18.60	.00	.00	.00	.00	.00	.0%
01122513 521020 MEDICARE T	3,851.95	4,460.00	4,460.00	4,005.18	.00	4,107.00	-7.9%
01122513 521020 WELLP MEDICARE T	4.35	.00	.00	.00	.00	.00	.0%
01122513 522000 RETIREMENT	37,304.37	34,467.00	34,467.00	27,896.39	.00	31,489.00	-8.6%
01122513 523010 L & H INS	28,518.04	49,993.00	29,993.00	22,785.46	.00	45,369.00	-9.2%
01122513 524010 WKRS COMP	496.37	737.00	737.00	481.27	.00	648.00	-12.1%
01122513 531000 PROF SVCS	2,496.00	76,000.00	95,000.00	92,739.50	.00	72,000.00	-5.3%
01122513 531037 EAP	6,653.46	7,056.00	7,056.00	7,056.00	.00	7,416.00	5.1%
01122513 531201 PS-ATTNY	8,512.00	9,215.00	9,215.00	2,926.50	.00	9,215.00	.0%
01122513 534000 OT CONT SV	.00	.00	.00	.00	.00	72,000.00	.0%
01122513 540000 TRAVEL & P	2,177.33	5,178.00	3,829.00	1,238.00	.00	7,554.00	45.9%
01122513 541000 COMMUNICAT	613.42	688.00	688.00	609.92	.00	1,093.00	58.9%
01122513 542000 FREIG/POST	1,534.33	2,600.00	2,600.00	1,914.98	.00	2,600.00	.0%
01122513 544000 RENTALS/LE	2,872.84	3,314.00	3,609.00	3,507.50	.00	3,787.00	14.3%
01122513 545000 INSURANCE	24,793.68	28,545.00	28,545.00	23,639.83	.00	26,820.00	-6.0%
01122513 546000 REPAIRS &	52.80	400.00	400.00	7.01	.00	400.00	.0%
01122513 546020 MAIN SVC C	5,822.98	5,627.00	5,604.00	5,452.37	.00	5,441.00	-3.3%
01122513 547000 PRINTING &	3,900.00	4,500.00	3,924.00	231.00	.00	5,500.00	22.2%
01122513 549000 OTHER CURR	194.84	300.00	2,813.00	2,315.63	.00	300.00	.0%
01122513 549002 ADVERTISIN	.00	210.00	1,622.00	1,379.76	.00	210.00	.0%
01122513 549081 BACKGROUND	.00	53.00	180.00	90.00	.00	53.00	.0%
01122513 549973 WELLP WELLNESS	67,241.97	202,000.00	263,788.00	38,943.37	.00	275,000.00	36.1%
01122513 551000 OFFICE SUP	946.90	2,100.00	2,480.00	2,230.98	.00	2,100.00	.0%

09/28/2016 12:04
6235cwoo

BOARD OF COMMISSIONERS
NEXT YEAR / CURRENT YEAR BUDGET ANALYSIS

P 12
bgnyrpts

PROJECTION: 20171 2016/2017 BUDGET

FOR PERIOD 99

ACCOUNTS FOR:

GENERAL FUND	2015 ACTUAL	2016 ORIG BUD	2016 REVISED BUD	2016 ACTUAL	2016 PROJECTION	2017 FINAL	PCT CHANGE
01122513 552000 MISCELLANE	4,838.25	6,650.00	5,239.00	4,061.57	.00	5,000.00	-24.8%
01122513 552020 GAS, OIL &	42.52	250.00	250.00	32.80	.00	250.00	.0%
01122513 552640 EQUIPMENT	2,423.48	2,900.00	2,900.00	1,253.43	.00	1,900.00	-34.5%
01122513 552640 WELLP EQUIP<\$750	1,662.50	.00	.00	.00	.00	.00	.0%
01122513 552646 SOFTWARE	.00	1,100.00	.00	.00	.00	.00	-100.0%
01122513 554000 DUES/SUBSC	6,091.53	7,674.00	8,406.00	5,495.65	.00	3,722.00	-51.5%
01122513 555000 TRAINING	4,064.79	6,010.00	6,010.00	1,974.00	.00	6,650.00	10.6%
01122513 555002 O/S TRAIN	2,200.00	3,000.00	3,000.00	.00	.00	3,000.00	.0%
01122513 564000 EQUIPMENT	1,598.00	.00	.00	.00	.00	.00	.0%
TOTAL HUMAN RESOURCES DEPART	546,110.13	791,671.00	853,459.00	551,363.99	.00	894,405.00	13.0%
01132516 INFORMATION SERVICES							
01132516 512000 REG SALARY	86,513.81	167,699.00	167,699.00	146,298.73	.00	159,523.00	-4.9%
01132516 514000 OVERTIME	.00	3,500.00	3,500.00	.00	.00	3,500.00	.0%
01132516 521010 FICA TAXES	5,340.19	10,615.00	10,615.00	8,633.21	.00	10,107.00	-4.8%
01132516 521020 MEDICARE T	1,248.83	2,483.00	2,483.00	2,019.12	.00	2,364.00	-4.8%
01132516 522000 RETIREMENT	6,374.72	12,429.00	12,429.00	10,731.05	.00	12,259.00	-1.4%
01132516 523010 L & H INS	14,577.80	21,504.00	21,504.00	19,879.68	.00	21,117.00	-1.8%
01132516 524010 WKRS COMP	143.06	419.00	419.00	273.61	.00	367.00	-12.4%
01132516 531000 PROF SVCS	7,357.50	10,800.00	11,300.00	11,212.20	.00	14,206.00	31.5%
01132516 540000 TRAVEL & P	196.00	.00	82.00	82.00	.00	1,165.00	.0%
01132516 541000 COMMUNICAT	49,134.02	58,124.00	57,473.00	46,510.75	.00	82,416.00	41.8%
01132516 542000 FREIG/POST	44.51	100.00	100.00	73.86	.00	100.00	.0%
01132516 545000 INSURANCE	860.96	1,185.00	1,185.00	922.35	.00	1,400.00	18.1%
01132516 546000 REPAIRS &	14,064.40	35,110.00	34,610.00	3,849.12	.00	1,500.00	-95.7%
01132516 546020 MAIN SVC C	125,837.39	139,980.00	138,861.00	115,885.12	.00	183,899.00	31.4%
01132516 547000 PRINTING &	.00	125.00	125.00	64.00	.00	100.00	-20.0%
01132516 549000 OTHER CURR	2,580.60	.00	.00	.00	.00	.00	.0%
01132516 549002 ADVERTISIN	806.62	.00	.00	.00	.00	.00	.0%
01132516 549081 BACKGROUND	52.50	.00	62.00	62.00	.00	.00	.0%
01132516 551000 OFFICE SUP	166.52	500.00	500.00	498.99	.00	500.00	.0%
01132516 552000 MISCELLANE	46.62	1,300.00	1,326.00	1,325.04	.00	1,200.00	-7.7%
01132516 552020 GAS, OIL &	2,684.91	2,000.00	2,000.00	1,286.56	.00	1,800.00	-10.0%
01132516 552640 EQUIPMENT	8,555.02	3,750.00	5,050.00	4,856.65	.00	2,425.00	-35.3%
01132516 552646 SOFTWARE	.00	.00	300.00	165.99	.00	6,000.00	.0%
01132516 554000 DUES/SUBSC	.00	175.00	175.00	.00	.00	10,235.00	5748.6%
01132516 555000 TRAINING	2,474.00	4,400.00	4,400.00	3,624.22	.00	5,115.00	16.3%
01132516 562002 BLDG IMPRO	.00	.00	.00	.00	.00	9,500.00	.0%
01132516 564000 EQUIPMENT	15,814.34	32,800.00	32,800.00	31,893.34	.00	31,000.00	-5.5%
01132516 564001 EQ\$5000 OG	15,204.00	19,200.00	39,000.00	8,305.58	.00	9,000.00	-53.1%
01132516 564002 SANS EQ50000 OG	.00	.00	.00	.00	.00	220,000.00	.0%
TOTAL INFORMATION SERVICES	360,078.32	528,198.00	547,998.00	418,453.17	.00	790,798.00	49.7%
01133519 GIS/MAPPING							
01133519 549000 OT CUR CHG	10,000.00	10,000.00	10,000.00	10,000.00	.00	55,000.00	450.0%

09/28/2016 12:04
6235cwoo

BOARD OF COMMISSIONERS
NEXT YEAR / CURRENT YEAR BUDGET ANALYSIS

P 13
bgnyrpts

PROJECTION: 20171 2016/2017 BUDGET

FOR PERIOD 99

ACCOUNTS FOR:

GENERAL FUND	2015 ACTUAL	2016 ORIG BUD	2016 REVISED BUD	2016 ACTUAL	2016 PROJECTION	2017 FINAL	PCT CHANGE
TOTAL GIS/MAPPING	10,000.00	10,000.00	10,000.00	10,000.00	.00	55,000.00	450.0%
01135513 OFFICE OF MANAGEMENT & BUDGET							
01135513 512000 REG SALARY	337,336.39	469,799.00	461,011.00	439,145.67	.00	345,207.00	-26.5%
01135513 521010 FICA TAXES	20,315.03	29,128.00	29,128.00	26,477.03	.00	21,403.00	-26.5%
01135513 521020 MEDICARE T	4,751.19	6,812.00	6,812.00	6,192.14	.00	5,006.00	-26.5%
01135513 522000 RETIREMENT	37,427.33	46,103.00	46,103.00	43,838.66	.00	37,687.00	-18.3%
01135513 523010 L & H INS	40,895.53	49,952.00	49,952.00	43,943.84	.00	41,493.00	-16.9%
01135513 524010 WKRS COMP	598.47	1,175.00	740.00	739.34	.00	794.00	-32.4%
01135513 531000 PROF SVCS	.00	.00	.00	.00	.00	5,000.00	.0%
01135513 540000 TRAV&PDIEM	5,489.99	5,685.00	5,080.00	4,461.44	.00	3,868.00	-32.0%
01135513 541000 COMMUNICAT	1,767.18	1,140.00	740.00	643.04	.00	720.00	-36.8%
01135513 542000 FREIG/POST	330.92	300.00	375.00	312.15	.00	300.00	.0%
01135513 544000 RENT&LEASE	2,292.78	2,960.00	3,336.00	2,990.15	.00	3,480.00	17.6%
01135513 545000 INSURANCE	159.68	225.00	225.00	188.21	.00	225.00	.0%
01135513 546000 RPR&MAINT	116.86	400.00	288.00	287.90	.00	300.00	-25.0%
01135513 546020 MAIN SVC C	2,250.00	2,250.00	2,250.00	2,250.00	.00	1,500.00	-33.3%
01135513 546022 SC-COPIER	702.61	1,200.00	800.00	579.69	.00	1,200.00	.0%
01135513 547000 PRINT&BIND	126.10	100.00	100.00	34.00	.00	100.00	.0%
01135513 549000 OT CUR CHG	20.00	.00	69.00	69.00	.00	75.00	.0%
01135513 549002 ADVERTISIN	197.08	1,500.00	1,280.00	524.26	.00	1,500.00	.0%
01135513 549081 BACKGROUND	9.50	.00	72.00	71.45	.00	.00	.0%
01135513 551000 OFFICE SUP	122.76	500.00	231.00	179.46	.00	500.00	.0%
01135513 552000 MISC SUPPL	2,620.58	1,500.00	3,707.00	3,563.62	.00	1,500.00	.0%
01135513 552020 GAS/OIL&LU	255.79	300.00	300.00	144.03	.00	300.00	.0%
01135513 552640 EQUIP<\$750	800.42	500.00	891.00	595.99	.00	500.00	.0%
01135513 554000 DUES/SUBSC	1,695.00	1,915.00	2,085.00	2,079.48	.00	1,675.00	-12.5%
01135513 555000 TRAINING	6,778.40	2,125.00	4,874.00	4,854.00	.00	2,110.00	-.7%
01135513 564000 EQUIPMENT	799.00	.00	5,112.00	5,111.09	.00	.00	.0%
TOTAL OFFICE OF MANAGEMENT &	467,858.59	625,569.00	625,561.00	589,275.64	.00	476,443.00	-23.8%
01141514 COUNTY ATTORNEY							
01141514 512000 REG SALARY	252,690.93	244,092.00	255,057.00	247,442.06	.00	283,470.00	16.1%
01141514 512003 SALARIES-O	342.20	.00	.00	.00	.00	.00	.0%
01141514 513000 SALARY-N/R	500.00	.00	.00	.00	.00	.00	.0%
01141514 513001 ANNUITY	673.08	.00	.00	.00	.00	.00	.0%
01141514 514000 OVERTIME	859.77	500.00	500.00	115.12	.00	.00	-100.0%
01141514 521010 FICA TAXES	10,192.81	15,165.00	15,845.00	10,358.56	.00	17,575.00	15.9%
01141514 521020 MEDICARE T	3,671.87	3,547.00	3,706.00	3,552.46	.00	4,110.00	15.9%
01141514 522000 RETIREMENT	13,243.63	4,475.00	6,000.00	6,332.40	.00	10,904.00	143.7%

09/28/2016 12:04
6235cwoo

BOARD OF COMMISSIONERS
NEXT YEAR / CURRENT YEAR BUDGET ANALYSIS

P 14
bgnyrpts

PROJECTION: 20171 2016/2017 BUDGET

FOR PERIOD 99

ACCOUNTS FOR:

GENERAL FUND		2015 ACTUAL	2016 ORIG BUD	2016 REVISED BUD	2016 ACTUAL	2016 PROJECTION	2017 FINAL	PCT CHANGE	
01141514	522802	ANNUITY	21,201.02	38,602.00	38,602.00	38,601.94	.00	39,214.00	1.6%
01141514	523010	L & H INS	18,699.38	20,641.00	21,239.00	21,793.54	.00	27,311.00	32.3%
01141514	524010	WKRS COMP	370.58	610.00	637.00	398.33	.00	652.00	6.9%
01141514	531000	PROF SVCS	133,915.60	92,250.00	72,725.00	8,251.62	.00	59,000.00	-36.0%
01141514	533000	CT REPORTE	943.50	1,000.00	1,000.00	169.00	.00	1,000.00	.0%
01141514	540000	TRAV&PDIEM	.00	1,997.00	1,397.00	.00	.00	1,130.00	-43.4%
01141514	541000	COMMUNICAT	3,074.57	2,328.00	3,128.00	2,800.04	.00	2,088.00	-10.3%
01141514	542000	FREIG/POST	92.00	400.00	400.00	41.72	.00	400.00	.0%
01141514	544000	RENT&LEASE	3,199.25	3,249.00	3,238.00	3,165.80	.00	3,259.00	.3%
01141514	545000	INSURANCE	624.00	780.00	780.00	595.00	.00	775.00	-.6%
01141514	546022	SC-COPIER	1,726.21	1,656.00	2,267.00	1,897.08	.00	1,856.00	12.1%
01141514	547000	PRINT&BIND	91.75	400.00	400.00	12.50	.00	100.00	-75.0%
01141514	549000	OT CUR CHG	32.40	1,000.00	227.00	.00	.00	1,000.00	.0%
01141514	549002	ADVERTISIN	489.08	200.00	540.00	539.31	.00	200.00	.0%
01141514	549004	TEMP SVC	.00	1,196.00	109.00	.00	.00	.00	-100.0%
01141514	549071	LAWSU SETT	3,500.00	.00	.00	.00	.00	.00	.0%
01141514	549081	BACKGROUND	.00	.00	53.00	52.50	.00	.00	.0%
01141514	551000	OFFICE SUP	163.28	1,000.00	910.00	766.97	.00	1,000.00	.0%
01141514	552000	MISC SUPPL	2,809.51	1,000.00	4,635.00	4,521.50	.00	1,500.00	50.0%
01141514	552020	GAS/OIL&LU	.00	200.00	.00	.00	.00	100.00	-50.0%
01141514	552640	EQUIP<\$750	.00	.00	253.00	250.37	.00	.00	.0%
01141514	552646	SOFTWARE	591.05	.00	.00	.00	.00	.00	.0%
01141514	554000	DUES/SUBSC	11,853.78	10,791.00	14,291.00	13,610.32	.00	11,554.00	7.1%
01141514	555000	TRAINING	.00	1,878.00	1,018.00	459.00	.00	300.00	-84.0%
TOTAL COUNTY ATTORNEY			485,551.25	448,957.00	448,957.00	365,727.14	.00	468,498.00	4.4%
01163582 BAILIFF(6)-TRANS OUT-SHERIFF									
01163582	591910	SHERF TR-CONS OF	744,153.00	781,484.00	781,484.00	781,484.00	.00	809,920.00	3.6%
TOTAL BAILIFF(6)-TRANS OUT-S			744,153.00	781,484.00	781,484.00	781,484.00	.00	809,920.00	3.6%
01163711 BAILIFF									
01163711	523010	L & H INS	94,646.58	89,372.00	89,372.00	89,052.32	.00	107,000.00	19.7%
01163711	524010	WKRS COMP	12,332.12	20,000.00	20,000.00	13,060.24	.00	20,000.00	.0%
01163711	545000	INSURANCE	279.76	265.00	265.00	187.89	.00	350.00	32.1%
TOTAL BAILIFF			107,258.46	109,637.00	109,637.00	102,300.45	.00	127,350.00	16.2%
01167669 CIR-FAM/OTHER FAM/CHILD SUPPT									
01167669	549031	FEE-SH-SOP	5,890.00	6,500.00	6,500.00	6,070.00	.00	6,500.00	.0%

09/28/2016 12:04
6235cwoo

BOARD OF COMMISSIONERS
NEXT YEAR / CURRENT YEAR BUDGET ANALYSIS

P 15
bgnyrpts

PROJECTION: 20171 2016/2017 BUDGET

FOR PERIOD 99

ACCOUNTS FOR:

GENERAL FUND	2015 ACTUAL	2016 ORIG BUD	2016 REVISED BUD	2016 ACTUAL	2016 PROJECTION	2017 FINAL	PCT CHANGE
TOTAL CIR-FAM/OTHER FAM/CHIL	5,890.00	6,500.00	6,500.00	6,070.00	.00	6,500.00	.0%
01171605 COURT RELATED							
01171605 534000 OT CONT SV	55,000.00	55,000.00	55,000.00	55,000.00	.00	55,000.00	.0%
TOTAL COURT RELATED	55,000.00	55,000.00	55,000.00	55,000.00	.00	55,000.00	.0%
01173523 JUVENILE DETENTION							
01173523 549239 DUVAL	125,797.35	188,932.00	222,972.00	185,955.55	.00	129,616.00	-31.4%
TOTAL JUVENILE DETENTION	125,797.35	188,932.00	222,972.00	185,955.55	.00	129,616.00	-31.4%
01176719 TEEN COURT							
01176719 549026 BAILIF-OCC	930.00	1,500.00	1,500.00	870.00	.00	1,500.00	.0%
TOTAL TEEN COURT	930.00	1,500.00	1,500.00	870.00	.00	1,500.00	.0%
01221522 FIRE DISTRICT - STATE							
01221522 534231 CS FORREST	25,438.07	25,439.00	25,439.00	25,438.07	.00	25,439.00	.0%
01221522 534232 FOR ASSESS	3,000.00	3,000.00	3,000.00	3,000.00	.00	3,000.00	.0%
TOTAL FIRE DISTRICT - STATE	28,438.07	28,439.00	28,439.00	28,438.07	.00	28,439.00	.0%
01250515 CONTRACTS MANAGEMENT							
01250515 512000 REG SALARY	33,356.72	.00	.00	.00	.00	.00	.0%
01250515 521010 FICA TAXES	1,980.75	.00	.00	.00	.00	.00	.0%
01250515 521020 MEDICARE T	463.27	.00	.00	.00	.00	.00	.0%
01250515 522000 RETIREMENT	3,164.81	.00	.00	.00	.00	.00	.0%
01250515 523010 L & H INS	3,364.24	.00	.00	.00	.00	.00	.0%
01250515 541000 COMMUNICAT	15.46	.00	.00	.00	.00	.00	.0%
01250515 542000 FREIG/POST	41.06	.00	.00	.00	.00	.00	.0%
01250515 544000 RENT&LEASE	13.37	.00	.00	.00	.00	.00	.0%
01250515 552020 GAS/OIL&LU	50.91	.00	.00	.00	.00	.00	.0%
01250515 554000 DUES/SUBSC	50.00	.00	.00	.00	.00	.00	.0%
01250515 555000 TRAINING	20.00	.00	.00	.00	.00	.00	.0%
TOTAL CONTRACTS MANAGEMENT	42,520.59	.00	.00	.00	.00	.00	.0%
01251529 PUBLIC SAFETY ADMIN							
01251529 512000 REG SALARY	61,856.39	67,861.00	67,861.00	68,457.91	.00	72,445.00	6.8%

09/28/2016 12:04
6235cwoo

BOARD OF COMMISSIONERS
NEXT YEAR / CURRENT YEAR BUDGET ANALYSIS

P 16
bgnyrpts

PROJECTION: 20171 2016/2017 BUDGET

FOR PERIOD 99

ACCOUNTS FOR:

GENERAL FUND	2015 ACTUAL	2016 ORIG BUD	2016 REVISED BUD	2016 ACTUAL	2016 PROJECTION	2017 FINAL	PCT CHANGE
01251529 521010 FICA TAXES	3,819.77	4,207.00	4,207.00	4,244.36	.00	4,492.00	6.8%
01251529 521020 MEDICARE T	893.30	984.00	984.00	992.65	.00	1,050.00	6.7%
01251529 522000 RETIREMENT	4,536.61	4,927.00	4,927.00	5,019.55	.00	5,448.00	10.6%
01251529 523010 L & H INS	1,095.84	.00	.00	.00	.00	.00	.0%
01251529 524010 WKRS COMP	108.51	170.00	170.00	111.01	.00	167.00	-1.8%
01251529 541000 COMMUNICAT	730.50	1,068.00	1,068.00	473.29	.00	732.00	-31.5%
01251529 542000 FREIG/POST	.00	150.00	150.00	.00	.00	150.00	.0%
01251529 543000 UTILITY SE	7,526.70	7,800.00	7,800.00	7,141.91	.00	7,200.00	-7.7%
01251529 544011 COPIER LEA	3,506.52	3,516.00	3,516.00	3,443.32	.00	3,036.00	-13.7%
01251529 545000 INSURANCE	5,923.10	6,537.00	6,537.00	5,401.89	.00	6,650.00	1.7%
01251529 546020 MAIN SVC C	1,743.67	1,980.00	1,980.00	1,715.48	.00	1,656.00	-16.4%
01251529 547000 PRINTING &	.00	250.00	250.00	87.75	.00	250.00	.0%
01251529 549000 OTHER CURR	.00	130.00	130.00	.00	.00	444.00	241.5%
01251529 549002 ADVERTISIN	165.78	.00	.00	.00	.00	.00	.0%
01251529 549004 TEMP SVC	5,922.13	.00	.00	.00	.00	.00	.0%
01251529 549081 BACKGROUND	91.00	.00	.00	.00	.00	.00	.0%
01251529 551000 OFFICE SUP	996.59	2,500.00	2,500.00	1,388.80	.00	2,500.00	.0%
01251529 552000 MISCELLANE	411.97	450.00	450.00	350.09	.00	450.00	.0%
01251529 552640 EQUIPMENT	.00	199.00	199.00	.00	.00	899.00	351.8%
01251529 552646 SOFTWARE	.00	749.00	749.00	208.00	.00	.00	-100.0%
01251529 554000 DUES/SUBSC	.00	135.00	135.00	.00	.00	.00	-100.0%
01251529 555000 TRAINING	.00	250.00	250.00	.00	.00	318.00	27.2%
01251529 562002 ROOF BLDG IMPRO	.00	.00	183,877.00	139,613.00	.00	183,877.00	.0%
01251529 562300 FRHQ BLDG-F&R	.00	20,000.00	29,272.00	29,271.43	.00	.00	-100.0%
01251529 564000 EQUIPMENT	.00	799.00	799.00	797.22	.00	.00	-100.0%
TOTAL PUBLIC SAFETY ADMIN	99,328.38	124,662.00	317,811.00	268,717.66	.00	291,764.00	134.0%
01252517 PUBLIC SAFETY-COMMUNICATION SY							
01252517 571000 MCOM2 PRINCIPAL	.00	550,731.00	550,731.00	550,730.58	.00	550,731.00	.0%
TOTAL PUBLIC SAFETY-COMMUNIC	.00	550,731.00	550,731.00	550,730.58	.00	550,731.00	.0%
01252525 PUBLIC SAFETY-COMMUNICATION SY							
01252525 531000 MCOMM PROF SVCS	.00	5,000.00	5,000.00	600.00	.00	5,000.00	.0%
01252525 540000 MCOMM TRAV&PDIEM	4,753.40	1,180.00	1,180.00	.00	.00	4,720.00	300.0%
01252525 541000 MCOMM COMMUNICAT	2,000.81	1,868.00	1,978.00	1,925.01	.00	2,040.00	9.2%
01252525 541040 MCOMM COM-COMPUT	2,309.28	15,564.00	10,146.00	2,119.53	.00	15,564.00	.0%
01252525 542000 MCOMM FREIG/POST	245.48	300.00	300.00	244.53	.00	300.00	.0%
01252525 543000 MCOMM UTILITY SV	20,405.72	21,000.00	21,000.00	20,463.88	.00	21,000.00	.0%
01252525 544000 MCOMM RENT&LEASE	28,104.84	29,229.00	29,229.00	29,229.02	.00	30,399.00	4.0%
01252525 545000 MCOMM INSURANCE	5,249.23	7,500.00	12,808.00	12,807.47	.00	6,500.00	-13.3%

09/28/2016 12:04
6235cwoo

BOARD OF COMMISSIONERS
NEXT YEAR / CURRENT YEAR BUDGET ANALYSIS

P 17
bgnyrpts

PROJECTION: 20171 2016/2017 BUDGET

FOR PERIOD 99

ACCOUNTS FOR:

GENERAL FUND	2015 ACTUAL	2016 ORIG BUD	2016 REVISED BUD	2016 ACTUAL	2016 PROJECTION	2017 FINAL	PCT CHANGE
01252525 546000 MCOMM RPR&MAINT	47,413.75	25,500.00	25,500.00	14,436.35	.00	18,000.00	-29.4%
01252525 546020 MAIN SVC C	110,000.00	113,300.00	113,300.00	113,300.00	.00	116,699.00	3.0%
01252525 546020 MCOMM MAIN SVC C	319,578.23	423,325.00	423,325.00	329,400.36	.00	439,288.00	3.8%
01252525 552020 MCOMM GAS/OIL&LU	1,265.35	3,600.00	3,600.00	.00	.00	3,600.00	.0%
01252525 564000 MCOM2 EQUIPMENT	233,192.33	.00	.00	.00	.00	.00	.0%
01252525 564001 CSUPS EQ\$5000 OG	.00	.00	.00	.00	.00	157,000.00	.0%
01252525 564001 MCOM2 EQ\$5000 OG	2,762,930.06	.00	.00	.00	.00	.00	.0%
TOTAL PUBLIC SAFETY-COMMUNIC	3,537,448.48	647,366.00	647,366.00	524,526.15	.00	820,110.00	26.7%
01252582 911-TRANS TO CONSTITUTIONAL OF							
01252582 591910 PROP TR-CONS OF	25,715.00	70,657.00	70,657.00	70,657.00	.00	78,241.00	10.7%
01252582 591925 SHERF SH-911(7)	37,582.00	23,079.00	36,854.00	36,853.20	.00	.00	-100.0%
TOTAL 911-TRANS TO CONSTITUT	63,297.00	93,736.00	107,511.00	107,510.20	.00	78,241.00	-16.5%
01253525 EMERGENCY PREPAREDNESS							
01253525 523010 EM16 L & H INS	4,931.28	16,128.00	13,736.00	13,736.52	.00	.00	-100.0%
01253525 523010 EM17 L & H INS	.00	5,376.00	5,376.00	3,583.44	.00	16,126.00	200.0%
01253525 523010 EM18 L & H INS	.00	.00	.00	.00	.00	5,375.00	.0%
01253525 524010 EM16 WKRS COMP	.00	4,491.00	2,828.00	2,827.60	.00	.00	-100.0%
01253525 524010 EM17 WKRS COMP	.00	1,120.00	1,120.00	705.17	.00	2,218.00	98.0%
01253525 524010 EM18 WKRS COMP	.00	.00	.00	.00	.00	693.00	.0%
TOTAL EMERGENCY PREPAREDNESS	4,931.28	27,115.00	23,060.00	20,852.73	.00	24,412.00	-10.0%
01253582 TRANS OUT - CONST OFFICERS							
01253582 591920 EM16 TR-SHR VAR	33,046.19	110,820.00	115,041.00	115,040.41	.00	.00	-100.0%
01253582 591920 EM17 TR-SHR VAR	.00	33,422.00	33,422.00	20,724.43	.00	111,547.00	233.8%
01253582 591920 EM18 TR-SHR VAR	.00	.00	.00	.00	.00	34,830.00	.0%
TOTAL TRANS OUT - CONST OFF	33,046.19	144,242.00	148,463.00	135,764.84	.00	146,377.00	1.5%
01258525 EMERGENCY MNGMT & OPERATIONS							
01258525 523010 L & H INS	12,750.12	.00	.00	.00	.00	.00	.0%
01258525 524010 WKRS COMP	2,541.02	.00	131.00	131.29	.00	.00	.0%
01258525 546030 FMSU R&M-BLDGS	.00	.00	.00	.00	.00	12,540.00	.0%
TOTAL EMERGENCY MNGMT & OPER	15,291.14	.00	131.00	131.29	.00	12,540.00	.0%
01258582 TRANS OUT - CONST OFFICERS							
01258582 591910 SHERF TR-CONS OF	239,120.00	291,202.00	291,071.00	291,070.71	.00	305,644.00	5.0%

09/28/2016 12:04
6235cwoo

BOARD OF COMMISSIONERS
NEXT YEAR / CURRENT YEAR BUDGET ANALYSIS

P 18
bgnyrpts

PROJECTION: 20171 2016/2017 BUDGET

FOR PERIOD 99

ACCOUNTS FOR:

GENERAL FUND	2015 ACTUAL	2016 ORIG BUD	2016 REVISED BUD	2016 ACTUAL	2016 PROJECTION	2017 FINAL	PCT CHANGE
TOTAL TRANS OUT - CONST OFFI	239,120.00	291,202.00	291,071.00	291,070.71	.00	305,644.00	5.0%
01261526 RESCUE							
01261526 512000	2,925,649.13	3,032,173.00	3,032,173.00	2,826,784.60	.00	3,171,937.00	4.6%
01261526 512001 HHERM	.00	.00	.00	467.24	.00	.00	.0%
01261526 513000	1,491.46	5,000.00	5,000.00	.00	.00	.00	-100.0%
01261526 514000	769,027.31	855,622.00	855,622.00	812,498.23	.00	889,685.00	4.0%
01261526 514002	211,833.66	366,073.00	366,073.00	219,588.07	.00	380,646.00	4.0%
01261526 515000	10,180.00	10,080.00	10,680.00	10,680.00	.00	10,680.00	6.0%
01261526 521010	234,287.34	264,675.00	264,675.00	227,703.33	.00	276,083.00	4.3%
01261526 521010 HHERM	.00	.00	.00	28.51	.00	.00	.0%
01261526 521020	54,795.59	61,900.00	61,900.00	54,000.04	.00	64,568.00	4.3%
01261526 521020 HHERM	.00	.00	.00	6.66	.00	.00	.0%
01261526 522000	785,242.20	931,977.00	931,977.00	844,682.19	.00	999,051.00	7.2%
01261526 522000 HHERM	.00	.00	.00	105.46	.00	.00	.0%
01261526 523010	505,491.90	528,776.00	528,776.00	493,192.33	.00	535,668.00	1.3%
01261526 523010 HHERM	.00	.00	.00	22.00	.00	.00	.0%
01261526 524010	126,774.77	210,999.00	210,399.00	137,784.85	.00	207,608.00	-1.6%
01261526 524020	12,421.18	10,000.00	10,000.00	8,431.46	.00	.00	-100.0%
01261526 531031	21,868.95	21,413.00	25,595.00	25,595.00	.00	23,154.00	8.1%
01261526 531034	20,907.00	21,116.00	21,116.00	20,907.00	.00	21,116.00	.0%
01261526 531035	777.30	625.00	625.00	467.50	.00	625.00	.0%
01261526 540000	2,405.00	4,072.00	4,072.00	3,258.14	.00	4,072.00	.0%
01261526 540020	5,973.99	.00	.00	.00	.00	.00	.0%
01261526 541000	70,368.58	76,056.00	76,056.00	68,028.75	.00	75,180.00	-1.2%
01261526 541040	6,960.96	7,473.00	7,473.00	6,194.93	.00	7,422.00	-.7%
01261526 542000	189.54	775.00	775.00	482.62	.00	775.00	.0%
01261526 543000	13,183.41	25,000.00	25,000.00	12,414.88	.00	27,360.00	9.4%
01261526 544000	7,637.60	5,000.00	5,000.00	3,924.96	.00	3,660.00	-26.8%
01261526 544008	25,800.00	25,800.00	25,800.00	25,800.00	.00	25,800.00	.0%
01261526 545000	41,547.28	46,875.00	46,875.00	33,576.53	.00	47,050.00	.4%
01261526 545310	4,570.91	4,700.00	4,700.00	4,570.91	.00	4,600.00	-2.1%
01261526 546000	264,080.33	200,000.00	267,550.00	252,532.83	.00	200,000.00	.0%
01261526 546020	39,775.64	55,167.00	55,167.00	46,844.24	.00	52,716.00	-4.4%
01261526 546030 AIRRP	.00	.00	.00	.00	.00	11,200.00	.0%
01261526 546030 DUCT	.00	.00	.00	.00	.00	690.00	.0%
01261526 547000	1,319.00	2,500.00	2,500.00	1,248.98	.00	2,500.00	.0%
01261526 549000	2,885.90	2,625.00	2,954.00	2,751.12	.00	2,625.00	.0%
01261526 549002	492.57	800.00	800.00	114.46	.00	800.00	.0%
01261526 549024	.00	6,576.00	6,576.00	.00	.00	.00	-100.0%
01261526 549081	536.45	500.00	900.00	515.25	.00	916.00	83.2%
01261526 551000	2,582.80	3,465.00	3,465.00	1,873.30	.00	3,600.00	3.9%

09/28/2016 12:04
6235cwoo

BOARD OF COMMISSIONERS
NEXT YEAR / CURRENT YEAR BUDGET ANALYSIS

P 19
bgnyrpts

PROJECTION: 20171 2016/2017 BUDGET

FOR PERIOD 99

ACCOUNTS FOR:

GENERAL FUND			2015 ACTUAL	2016 ORIG BUD	2016 REVISED BUD	2016 ACTUAL	2016 PROJECTION	2017 FINAL	PCT CHANGE
01261526	552000	MISCELLANE	3,557.12	19,125.00	17,625.00	9,411.22	.00	9,675.00	-49.4%
01261526	552020	GAS, OIL &	83,838.79	140,000.00	65,558.00	53,898.62	.00	122,000.00	-12.9%
01261526	552030	JANITORIAL	14,690.07	15,435.00	15,435.00	15,394.78	.00	15,435.00	.0%
01261526	552040	TOOLS&SMI	165.91	300.00	271.00	.00	.00	300.00	.0%
01261526	552050	UNIFORMS	17,915.97	25,500.00	20,918.00	13,324.76	.00	21,080.00	-17.3%
01261526	552221	MED SUPPLY	98,234.37	182,600.00	187,600.00	168,096.83	.00	159,600.00	-12.6%
01261526	552222	BUNKER GEA	20,227.56	29,000.00	29,000.00	15,693.93	.00	20,000.00	-31.0%
01261526	552223	DISP LINEN	5,014.04	6,900.00	6,900.00	3,478.22	.00	6,900.00	.0%
01261526	552640	EQUIPMENT	4,726.50	4,880.00	7,080.00	6,472.34	.00	5,980.00	22.5%
01261526	552646	SOFTWARE	.00	1,500.00	1,500.00	.00	.00	1,200.00	-20.0%
01261526	554000	DUES/SUBSC	2,270.20	3,926.00	3,926.00	3,346.26	.00	6,266.00	59.6%
01261526	555000	TRAINING	14,788.42	23,284.00	14,535.00	12,128.58	.00	33,718.00	44.8%
01261526	562300	ST20 BLDG-F&R	.00	100,000.00	84,678.00	30,238.10	.00	54,871.00	-45.1%
01261526	562300	ST40 BLDG-F&R	.00	10,000.00	10,000.00	10,000.00	.00	.00	-100.0%
01261526	562300	ST70 BLDG-F&R	.00	.00	6,050.00	3,865.00	.00	3,865.00	.0%
01261526	564000	EQUIPMENT	759.05	3,995.00	20,926.00	20,349.05	.00	3,196.00	-20.0%
01261526	564001	EQ\$5000 OG	.00	.00	90,147.00	49,120.72	.00	.00	.0%
01261526	564001	FRP EQ\$5000 OG	7,076.13	.00	.00	.00	.00	.00	.0%
01261526	564001	ROUTR EQ\$5000 OG	.00	.00	.00	.00	.00	12,650.00	.0%
01261526	564001	STRCR EQ\$5000 OG	.00	.00	.00	.00	.00	235,400.00	.0%
01261526	564002	EQ50000 OG	.00	362,500.00	262,500.00	262,429.95	.00	.00	-100.0%
01261526	564002	FRP EQ50000 OG	418,381.00	525,000.00	531,555.00	531,554.59	.00	276,000.00	-47.4%
TOTAL RESCUE			6,862,702.88	8,241,758.00	8,236,478.00	7,355,879.32	.00	8,039,923.00	-2.4%
01262526 RESCUE BILLING									
01262526	512000	REG SALARY	67,643.48	68,448.00	68,448.00	66,283.40	.00	69,495.00	1.5%
01262526	521010	FICA TAXES	4,058.04	4,244.00	4,244.00	3,726.85	.00	4,309.00	1.5%
01262526	521020	MEDICARE T	948.99	993.00	993.00	871.63	.00	1,008.00	1.5%
01262526	522000	RETIREMENT	4,962.24	4,969.00	4,969.00	4,860.78	.00	5,226.00	5.2%
01262526	523010	L & H INS	13,606.92	12,902.00	12,902.00	13,392.79	.00	13,139.00	1.8%
01262526	524010	WKRS COMP	83.25	171.00	171.00	111.66	.00	160.00	-6.4%
01262526	541000	COMMUNICAT	217.25	246.00	246.00	202.78	.00	252.00	2.4%
01262526	542000	FREIG/POST	6,065.69	7,500.00	10,500.00	7,605.77	.00	11,500.00	53.3%
01262526	544000	RENT&LEASE	1,128.00	1,300.00	1,300.00	1,128.00	.00	1,400.00	7.7%
01262526	546020	MAIN SVC C	8,360.56	8,366.00	8,409.00	8,408.89	.00	8,515.00	1.8%
01262526	547000	PRINT&BIND	.00	5,000.00	1,672.00	17.00	.00	7,000.00	40.0%
01262526	549000	OT CUR CHG	1,502.51	2,000.00	2,000.00	1,801.58	.00	3,000.00	50.0%
01262526	549009	COLLECTFEE	4,263.23	5,000.00	5,000.00	3,716.47	.00	3,000.00	-40.0%
01262526	551000	OFFICE SUP	122.76	1,000.00	1,000.00	164.49	.00	1,500.00	50.0%
01262526	552000	MISC SUPPL	319.54	1,000.00	1,000.00	563.99	.00	2,000.00	100.0%
01262526	552640	EQUIP<\$750	.00	450.00	450.00	31.47	.00	1,000.00	122.2%
01262526	552646	SOFTWARE	.00	.00	.00	.00	.00	300.00	.0%

09/28/2016 12:04
6235cwoo

BOARD OF COMMISSIONERS
NEXT YEAR / CURRENT YEAR BUDGET ANALYSIS

P 20
bgnyrpts

PROJECTION: 20171 2016/2017 BUDGET

FOR PERIOD 99

ACCOUNTS FOR:

GENERAL FUND	2015 ACTUAL	2016 ORIG BUD	2016 REVISED BUD	2016 ACTUAL	2016 PROJECTION	2017 FINAL	PCT CHANGE
01262526 554000 DUES/SUBSC	159.37	300.00	300.00	.00	.00	.00	-100.0%
01262526 555000 TRAINING	22.00	1,800.00	800.00	798.00	.00	1,950.00	8.3%
01262526 564000 EQUIPMENT	.00	.00	1,285.00	1,195.83	.00	.00	.0%
TOTAL RESCUE BILLING	113,463.83	125,689.00	125,689.00	114,881.38	.00	134,754.00	7.2%
01271527 MEDICAL EXAMINER							
01271527 531000 PROF SVCS	220,500.00	200,000.00	230,000.00	217,175.00	.00	250,000.00	25.0%
01271527 549271 TRANSPORT	19,250.00	24,000.00	24,000.00	21,300.00	.00	25,000.00	4.2%
TOTAL MEDICAL EXAMINER	239,750.00	224,000.00	254,000.00	238,475.00	.00	275,000.00	22.8%
01291519 RISK MANAGEMENT COORDINATOR							
01291519 534000 OT CONT SV	25,000.00	25,000.00	125,000.00	125,000.00	.00	125,000.00	400.0%
01291519 549000 SAFE OT CUR CHG	2,283.90	5,000.00	7,321.00	2,320.60	.00	5,000.00	.0%
TOTAL RISK MANAGEMENT COORDI	27,283.90	30,000.00	132,321.00	127,320.60	.00	130,000.00	333.3%
01340534 SW SMALL QUANTITY GENERATOR PG							
01340534 531020 PS-NEFRPC	.00	.00	.00	.00	.00	5,000.00	.0%
01340534 542000 FREIG/POST	.00	.00	.00	.00	.00	50.00	.0%
01340534 544000 RENT&LEASE	.00	.00	.00	.00	.00	30.00	.0%
TOTAL SW SMALL QUANTITY GENE	.00	.00	.00	.00	.00	5,080.00	.0%
01344534 SOLID WASTE ADMINISTRATION							
01344534 512000 REG SALARY	.00	.00	.00	.00	.00	84,942.00	.0%
01344534 521010 FICA TAXES	.00	.00	.00	.00	.00	5,266.00	.0%
01344534 521020 MEDICARE T	.00	.00	.00	.00	.00	1,232.00	.0%
01344534 522000 RETIREMENT	.00	.00	.00	.00	.00	9,867.00	.0%
01344534 523010 L & H INS	.00	.00	.00	.00	.00	10,559.00	.0%
01344534 523020 RET-HEALTH	.00	.00	.00	.00	.00	7,039.00	.0%
01344534 524010 WKRS COMP	.00	.00	.00	.00	.00	1,182.00	.0%
01344534 534000 OT CONT SV	.00	.00	.00	.00	.00	762.00	.0%
01344534 540000 TRAV&PDIEM	.00	.00	.00	.00	.00	1,601.00	.0%
01344534 541000 COMMUNICAT	.00	.00	.00	.00	.00	1,866.00	.0%
01344534 541040 COM-COMPUT	.00	.00	.00	.00	.00	5,280.00	.0%
01344534 542000 FREIG/POST	.00	.00	.00	.00	.00	300.00	.0%
01344534 543000 UTILITY SV	.00	.00	.00	.00	.00	4,590.00	.0%
01344534 544000 RENT&LEASE	.00	.00	.00	.00	.00	2,024.00	.0%

09/28/2016 12:04
6235cwoo

BOARD OF COMMISSIONERS
NEXT YEAR / CURRENT YEAR BUDGET ANALYSIS

P 21
bgnyrpts

PROJECTION: 20171 2016/2017 BUDGET

FOR PERIOD 99

ACCOUNTS FOR:

GENERAL FUND	2015 ACTUAL	2016 ORIG BUD	2016 REVISED BUD	2016 ACTUAL	2016 PROJECTION	2017 FINAL	PCT CHANGE
01344534 545000 INSURANCE	.00	.00	.00	.00	.00	600.00	.0%
01344534 546022 SC-COPIER	.00	.00	.00	.00	.00	660.00	.0%
01344534 546030 R&M-BLDGS	.00	.00	.00	.00	.00	2,000.00	.0%
01344534 549000 OT CUR CHG	.00	.00	.00	.00	.00	500.00	.0%
01344534 549061 UNIFORM RE	.00	.00	.00	.00	.00	780.00	.0%
01344534 551000 OFFICE SUP	.00	.00	.00	.00	.00	1,000.00	.0%
01344534 552000 MISC SUPPL	.00	.00	.00	.00	.00	500.00	.0%
01344534 552020 GAS/OIL&LU	.00	.00	.00	.00	.00	1,000.00	.0%
01344534 552030 JANITOR SU	.00	.00	.00	.00	.00	1,000.00	.0%
01344534 552640 EQUIP<\$750	.00	.00	.00	.00	.00	1,000.00	.0%
01344534 554000 DUES/SUBSC	.00	.00	.00	.00	.00	679.00	.0%
01344534 555000 TRAINING	.00	.00	.00	.00	.00	657.00	.0%
01344534 564000 EQUIPMENT	.00	.00	.00	.00	.00	2,000.00	.0%
01344534 564001 ROUTR EQ\$5000 OG	.00	.00	.00	.00	.00	6,325.00	.0%
TOTAL SOLID WASTE ADMINISTRA	.00	.00	.00	.00	.00	155,211.00	.0%
<hr/>							
01344582 T/O CONSTITUTIONAL - SW ADMIN							
01344582 591910 TAXCO TR-CONS OF	.00	.00	.00	.00	.00	100.00	.0%
TOTAL T/O CONSTITUTIONAL - S	.00	.00	.00	.00	.00	100.00	.0%
<hr/>							
01357534 SOLID WASTE RECYCLING							
01357534 512000 REG SALARY	.00	.00	.00	.00	.00	28,356.00	.0%
01357534 521010 FICA TAXES	.00	.00	.00	.00	.00	1,758.00	.0%
01357534 521020 MEDICARE T	.00	.00	.00	.00	.00	411.00	.0%
01357534 522000 RETIREMENT	.00	.00	.00	.00	.00	2,132.00	.0%
01357534 523010 L & H INS	.00	.00	.00	.00	.00	3,885.00	.0%
01357534 524010 WKRS COMP	.00	.00	.00	.00	.00	1,716.00	.0%
01357534 534302 SVC-WTIRE	.00	.00	.00	.00	.00	4,600.00	.0%
01357534 534304 RECYC COOR	.00	.00	.00	.00	.00	31,525.00	.0%
01357534 541000 COMMUNICAT	.00	.00	.00	.00	.00	135.00	.0%
01357534 544000 RENT&LEASE	.00	.00	.00	.00	.00	19,011.00	.0%
01357534 545000 INSURANCE	.00	.00	.00	.00	.00	400.00	.0%
01357534 546000 RPR&MAINT	.00	.00	.00	.00	.00	10,000.00	.0%
01357534 549000 OT CUR CHG	.00	.00	.00	.00	.00	20.00	.0%
01357534 549061 UNIFORM RE	.00	.00	.00	.00	.00	224.00	.0%
01357534 552000 MISC SUPPL	.00	.00	.00	.00	.00	500.00	.0%
01357534 552020 GAS/OIL&LU	.00	.00	.00	.00	.00	7,000.00	.0%
01357534 552040 TOOLS&SMI	.00	.00	.00	.00	.00	500.00	.0%
01357534 552050 UNIFORMS	.00	.00	.00	.00	.00	150.00	.0%
01357534 552051 SAFETY APP	.00	.00	.00	.00	.00	300.00	.0%

09/28/2016 12:04
6235cwoo

BOARD OF COMMISSIONERS
NEXT YEAR / CURRENT YEAR BUDGET ANALYSIS

P 22
bgnyrpts

PROJECTION: 20171 2016/2017 BUDGET

FOR PERIOD 99

ACCOUNTS FOR:

GENERAL FUND	2015 ACTUAL	2016 ORIG BUD	2016 REVISED BUD	2016 ACTUAL	2016 PROJECTION	2017 FINAL	PCT CHANGE
01357534 552640 EQUIP<\$750	.00	.00	.00	.00	.00	500.00	.0%
01357534 563000 IMPR-OTHER	.00	.00	.00	.00	.00	5,000.00	.0%
01357534 564001 EQ\$5000 OG	.00	.00	.00	.00	.00	21,668.00	.0%
TOTAL SOLID WASTE RECYCLING	.00	.00	.00	.00	.00	139,791.00	.0%
<hr/>							
01357582 T/O CONSTITUTIONAL - GRANTS							
01357582 591910 CLERK TR-CONS OF	.00	.00	.00	.00	.00	50.00	.0%
TOTAL T/O CONSTITUTIONAL - G	.00	.00	.00	.00	.00	50.00	.0%
<hr/>							
01361534 WNPHI OLD POST-CLOSURE							
01361534 512000 REG SALARY	.00	.00	.00	.00	.00	10,738.00	.0%
01361534 521010 FICA TAXES	.00	.00	.00	.00	.00	666.00	.0%
01361534 521020 MEDICARE T	.00	.00	.00	.00	.00	156.00	.0%
01361534 522000 RETIREMENT	.00	.00	.00	.00	.00	808.00	.0%
01361534 523010 L & H INS	.00	.00	.00	.00	.00	1,408.00	.0%
01361534 524010 WKRS COMP	.00	.00	.00	.00	.00	650.00	.0%
01361534 531000 PROF SVCS	.00	.00	.00	.00	.00	11,300.00	.0%
01361534 531325 PS-O&M LFG	.00	.00	.00	.00	.00	41,400.00	.0%
01361534 542000 FREIG/POST	.00	.00	.00	.00	.00	100.00	.0%
01361534 543000 UTILITY SV	.00	.00	.00	.00	.00	4,650.00	.0%
01361534 544000 RENT&LEASE	.00	.00	.00	.00	.00	500.00	.0%
01361534 545000 INSURANCE	.00	.00	.00	.00	.00	1,000.00	.0%
01361534 546000 RPR&MAINT	.00	.00	.00	.00	.00	1,000.00	.0%
01361534 546710 GROUNDS UP	.00	.00	.00	.00	.00	1,899.00	.0%
01361534 549000 OT CUR CHG	.00	.00	.00	.00	.00	100.00	.0%
01361534 552000 MISC SUPPL	.00	.00	.00	.00	.00	1,000.00	.0%
01361534 552020 GAS/OIL&LU	.00	.00	.00	.00	.00	2,000.00	.0%
01361534 552040 TOOLS&SMI	.00	.00	.00	.00	.00	500.00	.0%
01361534 552051 SAFETY APP	.00	.00	.00	.00	.00	100.00	.0%
01361534 552301 MAT-LANDFL	.00	.00	.00	.00	.00	500.00	.0%
01361534 552640 EQUIP<\$750	.00	.00	.00	.00	.00	500.00	.0%
TOTAL WNPHI OLD POST-CLOSURE	.00	.00	.00	.00	.00	80,975.00	.0%
<hr/>							
01362534 WN LANDFILL CLOSURE							
01362534 512000 REG SALARY	.00	.00	.00	.00	.00	36,690.00	.0%
01362534 512002 SAL ON CAL	.00	.00	.00	.00	.00	8,672.00	.0%
01362534 514000 OVERTIME	.00	.00	.00	.00	.00	6,000.00	.0%
01362534 521010 FICA TAXES	.00	.00	.00	.00	.00	3,184.00	.0%

09/28/2016 12:04
6235cwoo

BOARD OF COMMISSIONERS
NEXT YEAR / CURRENT YEAR BUDGET ANALYSIS

P 23
bgnyrpts

PROJECTION: 20171 2016/2017 BUDGET

FOR PERIOD 99

ACCOUNTS FOR:

GENERAL FUND	2015 ACTUAL	2016 ORIG BUD	2016 REVISED BUD	2016 ACTUAL	2016 PROJECTION	2017 FINAL	PCT CHANGE
01362534 521020	.00	.00	.00	.00	.00	745.00	.0%
01362534 522000	.00	.00	.00	.00	.00	3,862.00	.0%
01362534 523010	.00	.00	.00	.00	.00	4,589.00	.0%
01362534 524010	.00	.00	.00	.00	.00	2,220.00	.0%
01362534 531000	.00	.00	.00	.00	.00	69,700.00	.0%
01362534 531313	.00	.00	.00	.00	.00	200,000.00	.0%
01362534 531325	.00	.00	.00	.00	.00	138,600.00	.0%
01362534 541000	.00	.00	.00	.00	.00	603.00	.0%
01362534 542000	.00	.00	.00	.00	.00	200.00	.0%
01362534 543000	.00	.00	.00	.00	.00	19,170.00	.0%
01362534 544000	.00	.00	.00	.00	.00	1,495.00	.0%
01362534 545000	.00	.00	.00	.00	.00	3,950.00	.0%
01362534 546000	.00	.00	.00	.00	.00	53,553.00	.0%
01362534 546710	.00	.00	.00	.00	.00	5,697.00	.0%
01362534 549000	.00	.00	.00	.00	.00	100.00	.0%
01362534 549002	.00	.00	.00	.00	.00	200.00	.0%
01362534 549006	.00	.00	.00	.00	.00	250.00	.0%
01362534 549061	.00	.00	.00	.00	.00	224.00	.0%
01362534 552000	.00	.00	.00	.00	.00	2,000.00	.0%
01362534 552020	.00	.00	.00	.00	.00	8,000.00	.0%
01362534 552040	.00	.00	.00	.00	.00	1,000.00	.0%
01362534 552050	.00	.00	.00	.00	.00	150.00	.0%
01362534 552051	.00	.00	.00	.00	.00	400.00	.0%
01362534 552301	.00	.00	.00	.00	.00	5,000.00	.0%
01362534 552640	.00	.00	.00	.00	.00	2,000.00	.0%
01362534 563000	.00	.00	.00	.00	.00	40,000.00	.0%
01362534 563920	.00	.00	.00	.00	.00	319,430.00	.0%
TOTAL WN LANDFILL CLOSURE	.00	.00	.00	.00	.00	937,684.00	.0%
01363534 LOFTON CREEK POST-CLOSURE							
01363534 512000	.00	.00	.00	.00	.00	16,925.00	.0%
01363534 514000	.00	.00	.00	.00	.00	1,000.00	.0%
01363534 521010	.00	.00	.00	.00	.00	1,111.00	.0%
01363534 521020	.00	.00	.00	.00	.00	260.00	.0%
01363534 522000	.00	.00	.00	.00	.00	1,273.00	.0%
01363534 523010	.00	.00	.00	.00	.00	2,112.00	.0%
01363534 524010	.00	.00	.00	.00	.00	1,024.00	.0%
01363534 531000	.00	.00	.00	.00	.00	147,000.00	.0%
01363534 544000	.00	.00	.00	.00	.00	500.00	.0%
01363534 545000	.00	.00	.00	.00	.00	775.00	.0%
01363534 546000	.00	.00	.00	.00	.00	5,000.00	.0%
01363534 546710	.00	.00	.00	.00	.00	954.00	.0%

09/28/2016 12:04
6235cwoo

BOARD OF COMMISSIONERS
NEXT YEAR / CURRENT YEAR BUDGET ANALYSIS

P 24
bgnyrpts

PROJECTION: 20171 2016/2017 BUDGET

FOR PERIOD 99

ACCOUNTS FOR:

GENERAL FUND	2015 ACTUAL	2016 ORIG BUD	2016 REVISED BUD	2016 ACTUAL	2016 PROJECTION	2017 FINAL	PCT CHANGE
01363534 549000 OT CUR CHG	.00	.00	.00	.00	.00	100.00	.0%
01363534 552000 MISC SUPPL	.00	.00	.00	.00	.00	800.00	.0%
01363534 552020 GAS/OIL&LU	.00	.00	.00	.00	.00	5,000.00	.0%
01363534 552040 TOOLS&SMI	.00	.00	.00	.00	.00	200.00	.0%
01363534 552051 SAFETY APP	.00	.00	.00	.00	.00	200.00	.0%
01363534 552640 EQUIP<\$750	.00	.00	.00	.00	.00	500.00	.0%
TOTAL LOFTON CREEK POST-CLOS	.00	.00	.00	.00	.00	184,734.00	.0%
01364534 BRYCEVILLE POST-CLOSURE							
01364534 512000 REG SALARY	.00	.00	.00	.00	.00	13,272.00	.0%
01364534 521010 FICA TAXES	.00	.00	.00	.00	.00	823.00	.0%
01364534 521020 MEDICARE T	.00	.00	.00	.00	.00	192.00	.0%
01364534 522000 RETIREMENT	.00	.00	.00	.00	.00	998.00	.0%
01364534 523010 L & H INS	.00	.00	.00	.00	.00	1,760.00	.0%
01364534 524010 WKRS COMP	.00	.00	.00	.00	.00	803.00	.0%
01364534 531000 PROF SVCS	.00	.00	.00	.00	.00	57,800.00	.0%
01364534 544000 RENT&LEASE	.00	.00	.00	.00	.00	500.00	.0%
01364534 545000 INSURANCE	.00	.00	.00	.00	.00	400.00	.0%
01364534 546000 RPR&MAINT	.00	.00	.00	.00	.00	3,500.00	.0%
01364534 549000 OT CUR CHG	.00	.00	.00	.00	.00	100.00	.0%
01364534 552000 MISC SUPPL	.00	.00	.00	.00	.00	500.00	.0%
01364534 552020 GAS/OIL&LU	.00	.00	.00	.00	.00	3,000.00	.0%
01364534 552040 TOOLS&SMI	.00	.00	.00	.00	.00	200.00	.0%
01364534 552051 SAFETY APP	.00	.00	.00	.00	.00	200.00	.0%
01364534 552640 EQUIP<\$750	.00	.00	.00	.00	.00	400.00	.0%
TOTAL BRYCEVILLE POST-CLOSUR	.00	.00	.00	.00	.00	84,448.00	.0%
01369534 SW CONVENIENCE CENTER							
01369534 512000 REG SALARY	.00	.00	.00	.00	.00	58,211.00	.0%
01369534 521010 FICA TAXES	.00	.00	.00	.00	.00	3,609.00	.0%
01369534 521020 MEDICARE T	.00	.00	.00	.00	.00	844.00	.0%
01369534 522000 RETIREMENT	.00	.00	.00	.00	.00	4,377.00	.0%
01369534 523010 L & H INS	.00	.00	.00	.00	.00	7,756.00	.0%
01369534 524010 WKRS COMP	.00	.00	.00	.00	.00	3,522.00	.0%
01369534 541000 COMMUNICAT	.00	.00	.00	.00	.00	132.00	.0%
01369534 543000 UTILITY SV	.00	.00	.00	.00	.00	1,293.00	.0%
01369534 543003 WASTE DISP	.00	.00	.00	.00	.00	45,900.00	.0%
01369534 544000 RENT&LEASE	.00	.00	.00	.00	.00	18,747.00	.0%
01369534 545000 INSURANCE	.00	.00	.00	.00	.00	1,000.00	.0%
01369534 546000 RPR&MAINT	.00	.00	.00	.00	.00	10,930.00	.0%

09/28/2016 12:04
6235cwo

BOARD OF COMMISSIONERS
NEXT YEAR / CURRENT YEAR BUDGET ANALYSIS

P 25
bgnyrpts

PROJECTION: 20171 2016/2017 BUDGET

FOR PERIOD 99

ACCOUNTS FOR:

GENERAL FUND	2015 ACTUAL	2016 ORIG BUD	2016 REVISED BUD	2016 ACTUAL	2016 PROJECTION	2017 FINAL	PCT CHANGE
01369534 549061 UNIFORM RE	.00	.00	.00	.00	.00	224.00	.0%
01369534 552000 MISC SUPPL	.00	.00	.00	.00	.00	500.00	.0%
01369534 552020 GAS/OIL&LU	.00	.00	.00	.00	.00	6,500.00	.0%
01369534 552040 TOOLS&SMI	.00	.00	.00	.00	.00	300.00	.0%
01369534 552050 UNIFORMS	.00	.00	.00	.00	.00	150.00	.0%
01369534 552051 SAFETY APP	.00	.00	.00	.00	.00	300.00	.0%
01369534 564001 EQ\$5000 OG	.00	.00	.00	.00	.00	5,600.00	.0%
TOTAL SW CONVENIENCE CENTER	.00	.00	.00	.00	.00	169,895.00	.0%
01371537 COOPERATIVE EXTENSION SVC							
01371537 512000 REG SALARY	205,128.10	221,623.00	221,623.00	214,340.57	.00	252,738.00	14.0%
01371537 521010 FICA TAXES	12,430.31	13,741.00	13,741.00	12,963.47	.00	15,670.00	14.0%
01371537 521020 MEDICARE T	2,907.16	3,214.00	3,214.00	3,031.87	.00	3,665.00	14.0%
01371537 522000 RETIREMENT	15,051.37	15,937.00	15,937.00	15,685.43	.00	17,524.00	10.0%
01371537 523010 L & H INS	24,842.24	24,656.00	24,656.00	23,772.62	.00	21,117.00	-14.4%
01371537 524010 WKRS COMP	897.17	1,286.00	1,286.00	839.77	.00	1,266.00	-1.6%
01371537 531000 PROF SVCS	.00	.00	15,000.00	66.02	.00	.00	.0%
01371537 540000 TRAVEL & P	235.52	2,500.00	1,500.00	1,032.00	.00	2,750.00	10.0%
01371537 541000 COMMUNICAT	7,430.16	8,748.00	8,748.00	8,520.77	.00	9,656.00	10.4%
01371537 542000 FREIG/POST	100.00	100.00	100.00	100.00	.00	100.00	.0%
01371537 543000 UTILITY SE	7,510.75	8,046.00	8,046.00	6,669.67	.00	5,900.00	-26.7%
01371537 544000 RENTALS/LE	4,128.72	4,130.00	4,130.00	4,022.15	.00	3,568.00	-13.6%
01371537 545000 INSURANCE	3,046.58	3,295.00	3,295.00	2,105.47	.00	3,450.00	4.7%
01371537 546000 REPAIRS &	2,600.90	4,000.00	3,200.00	2,309.97	.00	3,000.00	-25.0%
01371537 549000 OTHER CURR	1,320.85	1,500.00	1,500.00	809.93	.00	1,500.00	.0%
01371537 549002 ADVERTISIN	53.20	.00	.00	.00	.00	.00	.0%
01371537 549371 4H PROGRAM	3,150.84	3,000.00	3,400.00	3,018.94	.00	3,000.00	.0%
01371537 551000 OFFICE SUP	2,147.95	2,000.00	2,000.00	1,412.08	.00	2,000.00	.0%
01371537 552000 MISCELLANE	555.16	500.00	900.00	664.78	.00	500.00	.0%
01371537 552020 GAS, OIL &	2,231.80	3,600.00	3,600.00	1,748.68	.00	3,300.00	-8.3%
01371537 552640 EQUIPMENT	1,897.27	2,000.00	2,000.00	1,367.94	.00	2,000.00	.0%
01371537 554000 DUES/SUBSC	902.49	1,010.00	1,010.00	857.50	.00	1,185.00	17.3%
01371537 555000 TRAINING	865.00	2,375.00	2,375.00	1,900.00	.00	2,500.00	5.3%
01371537 562000 YEXT BUILDINGS	.00	.00	.00	.00	.00	335,280.00	.0%
01371537 564000 EQUIPMENT	6,072.30	.00	1,000.00	.00	.00	.00	.0%
01371537 564001 FRP EQ\$5000 OG	.00	22,200.00	22,200.00	20,647.55	.00	21,700.00	-2.3%
TOTAL COOPERATIVE EXTENSION	305,505.84	349,461.00	364,461.00	327,887.18	.00	713,369.00	104.1%
01372537 SOIL CONSERVATION							
01372537 581000 AID TO OTH	26,545.00	26,545.00	26,545.00	26,545.00	.00	26,545.00	.0%

09/28/2016 12:04
6235cwoo

BOARD OF COMMISSIONERS
NEXT YEAR / CURRENT YEAR BUDGET ANALYSIS

P 26
bgnyrpts

PROJECTION: 20171 2016/2017 BUDGET

FOR PERIOD 99

ACCOUNTS FOR:

GENERAL FUND	2015 ACTUAL	2016 ORIG BUD	2016 REVISED BUD	2016 ACTUAL	2016 PROJECTION	2017 FINAL	PCT CHANGE
TOTAL SOIL CONSERVATION	26,545.00	26,545.00	26,545.00	26,545.00	.00	26,545.00	.0%
01541554 AFFORDABLE HOUSING							
01541554 542000 FREIG/POST	1.44	.00	.00	.00	.00	.00	.0%
01541554 549000 OT CUR CHG	177.10	185.00	185.00	177.10	.00	185.00	.0%
TOTAL AFFORDABLE HOUSING	178.54	185.00	185.00	177.10	.00	185.00	.0%
01541582 TRANS OUT-CONST OFFICERS							
01541582 591952 CLERK TT CLERK	7.90	.00	8.00	7.90	.00	.00	.0%
TOTAL TRANS OUT-CONST OFFICE	7.90	.00	8.00	7.90	.00	.00	.0%
01552552 ECONOMIC DEVELOPMENT							
01552552 549002 ADVERTISIN	554.52	.00	.00	.00	.00	.00	.0%
01552552 563501 IND PK IMP	.00	6,869.00	6,314.00	.00	.00	1,304.00	-81.0%
01552552 582000 DOWNE AID-PRIVAT	.00	14,400.00	14,400.00	.00	.00	14,400.00	.0%
01552552 582000 EG001 AID-PRIVAT	.00	6,758.00	6,758.00	6,757.40	.00	5,010.00	-25.9%
01552552 582000 LIGNO AID-PRIVAT	.00	.00	45,000.00	.00	.00	45,000.00	.0%
01552552 582000 M&LSF F.S. 288	.00	12,747.00	12,747.00	7,917.78	.00	4,830.00	-62.1%
01552552 582000 PPHNX AID-PRIVAT	2,003.60	53,997.00	53,997.00	5,154.22	.00	53,997.00	.0%
TOTAL ECONOMIC DEVELOPMENT	2,558.12	94,771.00	139,216.00	19,829.40	.00	124,541.00	31.4%
01691561 INDIGENT-HOSPITALS							
01691561 549611 HOSP-HCRA	100,961.86	200,000.00	168,000.00	67,506.79	.00	200,000.00	.0%
TOTAL INDIGENT-HOSPITALS	100,961.86	200,000.00	168,000.00	67,506.79	.00	200,000.00	.0%
01691562 HEALTH & WELFARE							
01691562 543000 UTILITY SV	18,397.50	21,000.00	21,000.00	15,339.70	.00	21,000.00	.0%
01691562 545000 INSURANCE	21,113.13	23,466.00	23,466.00	16,423.36	.00	24,200.00	3.1%
01691562 549624 MEDICAID	759,117.24	816,785.00	817,604.00	817,603.11	.00	853,228.00	4.5%
01691562 549625 INC-CANCER	.00	1,000.00	1,000.00	.00	.00	1,000.00	.0%
01691562 581002 HEALTH-LOW	82,453.00	.00	.00	.00	.00	82,453.00	.0%
01691562 581009 HEALTH DEP	1,008,773.00	1,091,226.00	1,091,226.00	1,091,226.00	.00	1,008,773.00	-7.6%
TOTAL HEALTH & WELFARE	1,889,853.87	1,953,477.00	1,954,296.00	1,940,592.17	.00	1,990,654.00	1.9%
01691564 INDIGENT-PUBLIC ASSISTANCE							
01691564 549000 OT CUR CHG	244.50	500.00	500.00	155.00	.00	500.00	.0%

09/28/2016 12:04
6235cwoo

BOARD OF COMMISSIONERS
NEXT YEAR / CURRENT YEAR BUDGET ANALYSIS

P 27
bgnyrpts

PROJECTION: 20171 2016/2017 BUDGET

FOR PERIOD 99

ACCOUNTS FOR:

GENERAL FUND	2015 ACTUAL	2016 ORIG BUD	2016 REVISED BUD	2016 ACTUAL	2016 PROJECTION	2017 FINAL	PCT CHANGE
01691564 549643 IND-BURIAL	11,000.00	11,000.00	18,000.00	14,250.00	.00	15,000.00	36.4%
TOTAL INDIGENT-PUBLIC ASSIST	11,244.50	11,500.00	18,500.00	14,405.00	.00	15,500.00	34.8%
01692537 NFP-CONSERVATION & RESOURCE MG							
01692537 582014 ST MARY CO	1,000.00	500.00	500.00	500.00	.00	500.00	.0%
TOTAL NFP-CONSERVATION & RES	1,000.00	500.00	500.00	500.00	.00	500.00	.0%
01692552 NFP-INDUSTRY DEVELOPMENT							
01692552 582011 ECON DEVEL	150,000.00	150,000.00	150,000.00	150,000.00	.00	150,000.00	.0%
TOTAL NFP-INDUSTRY DEVELOPME	150,000.00	150,000.00	150,000.00	150,000.00	.00	150,000.00	.0%
01692564 NOT FOR PROF-PUBLIC ASSISTANCE							
01692564 582005 EPISCOPAL	12,150.00	12,150.00	12,150.00	12,150.00	.00	12,150.00	.0%
01692564 582008 CON ON AGE	243,000.00	243,000.00	243,000.00	243,000.00	.00	243,000.00	.0%
01692564 582010 BARNABAS	1,620.00	1,620.00	1,620.00	1,620.00	.00	1,620.00	.0%
01692564 582202 BOYS&GIRLS	60,000.00	60,000.00	60,000.00	60,000.00	.00	60,000.00	.0%
TOTAL NOT FOR PROF-PUBLIC AS	316,770.00	316,770.00	316,770.00	316,770.00	.00	316,770.00	.0%
01692565 NFP-DEVELOPMENTAL DISABILITIES							
01692565 582007 ARC	32,400.00	32,400.00	32,400.00	32,400.00	.00	32,400.00	.0%
TOTAL NFP-DEVELOPMENTAL DISA	32,400.00	32,400.00	32,400.00	32,400.00	.00	32,400.00	.0%
01692569 NFP-OTHER HUMAN SERVICES							
01692569 582042 MICAH'S HS	50,000.00	50,000.00	50,000.00	50,000.00	.00	50,000.00	.0%
TOTAL NFP-OTHER HUMAN SERVIC	50,000.00	50,000.00	50,000.00	50,000.00	.00	50,000.00	.0%
01692573 NOT FOR PROFIT-CULTURAL SVCS							
01692573 549730 FEE-WELCOM	300.00	300.00	300.00	300.00	.00	300.00	.0%
TOTAL NOT FOR PROFIT-CULTURA	300.00	300.00	300.00	300.00	.00	300.00	.0%
01693563 MENTAL HEALTH							
01693563 582003 BAKER ACT	32,000.00	32,000.00	32,000.00	32,000.00	.00	32,000.00	.0%

09/28/2016 12:04
6235cwoo

BOARD OF COMMISSIONERS
NEXT YEAR / CURRENT YEAR BUDGET ANALYSIS

P 28
bgnyrpts

PROJECTION: 20171 2016/2017 BUDGET

FOR PERIOD 99

ACCOUNTS FOR:

GENERAL FUND	2015 ACTUAL	2016 ORIG BUD	2016 REVISED BUD	2016 ACTUAL	2016 PROJECTION	2017 FINAL	PCT CHANGE
TOTAL MENTAL HEALTH	32,000.00	32,000.00	32,000.00	32,000.00	.00	32,000.00	.0%
01693569 MENTAL, ALCOHOL, & DRUG							
01693569 582002 NC-M/A& DR	195,878.28	195,733.00	195,733.00	195,733.00	.00	196,733.00	.5%
TOTAL MENTAL, ALCOHOL, & DRU	195,878.28	195,733.00	195,733.00	195,733.00	.00	196,733.00	.5%
01711571 LIBRARIES							
01711571 512000 REG SALARY	275,977.12	296,624.00	296,624.00	288,816.08	.00	302,229.00	1.9%
01711571 521010 FICA TAXES	16,936.98	18,391.00	18,391.00	17,658.49	.00	18,738.00	1.9%
01711571 521020 MEDICARE T	3,961.05	4,301.00	4,301.00	4,129.70	.00	4,382.00	1.9%
01711571 522000 RETIREMENT	20,216.93	21,535.00	21,535.00	21,175.68	.00	22,728.00	5.5%
01711571 523010 L & H INS	23,265.03	28,671.00	28,671.00	28,331.52	.00	28,156.00	-1.8%
01711571 524010 WKRS COMP	472.32	742.00	742.00	484.53	.00	695.00	-6.3%
01711571 540000 TRAV&PDIEM	487.58	942.00	785.00	661.34	.00	748.00	-20.6%
01711571 541000 COMMUNICAT	57.88	200.00	200.00	34.46	.00	105.00	-47.5%
01711571 541040 COM-COMPUT	11,351.94	12,731.00	14,136.00	12,719.02	.00	13,311.00	4.6%
01711571 542000 FREIG/POST	640.79	765.00	765.00	634.52	.00	700.00	-8.5%
01711571 544000 RENT&LEASE	2,367.24	2,376.00	2,376.00	2,367.24	.00	2,376.00	.0%
01711571 545000 INSURANCE	432.00	875.00	875.00	352.00	.00	700.00	-20.0%
01711571 546000 RPR&MAINT	1,165.00	1,680.00	1,680.00	1,412.99	.00	1,680.00	.0%
01711571 546020 MAIN SVC C	21,288.24	21,809.00	21,809.00	19,866.10	.00	21,762.00	-.2%
01711571 546040 R&M-TRUCK	1,081.10	800.00	1,650.00	1,594.52	.00	1,300.00	62.5%
01711571 547000 PRINTING &	1,309.48	1,800.00	1,737.00	1,309.31	.00	1,800.00	.0%
01711571 549000 OTHER CURR	14,315.06	10,543.00	19,614.00	17,161.07	.00	17,613.00	67.1%
01711571 549002 ADVERTISIN	2,480.00	.00	2,848.00	2,848.00	.00	.00	.0%
01711571 549081 BACKGROUND	16.00	.00	16.00	16.00	.00	.00	.0%
01711571 551000 OFFICE SUP	256.37	500.00	500.00	188.23	.00	500.00	.0%
01711571 552000 MISCELLANE	10,733.53	6,015.00	5,219.00	4,648.54	.00	10,780.00	79.2%
01711571 552020 GAS, OIL &	2,964.93	4,456.00	3,258.00	2,142.81	.00	3,790.00	-14.9%
01711571 552640 EQUIPMENT	1,114.33	.00	330.00	328.42	.00	.00	.0%
01711571 554000 DUES/SUBSC	5,963.56	6,268.00	1,000.00	1,000.00	.00	1,000.00	-84.0%
01711571 554005 SUBSCRIPT	1,485.00	.00	9,643.00	9,064.62	.00	.00	.0%
01711571 555000 TRAINING	365.00	340.00	449.00	424.00	.00	195.00	-42.6%
01711571 564000 EQUIPMENT	6,629.32	.00	.00	.00	.00	.00	.0%
01711571 564001 ITLIB EQ\$5000 OG	.00	.00	.00	.00	.00	25,000.00	.0%
01711571 566100 BOOKS &MAT	97,773.41	105,000.00	97,649.00	92,917.54	.00	106,575.00	1.5%
TOTAL LIBRARIES	525,107.19	547,364.00	556,803.00	532,286.73	.00	586,863.00	7.2%
01712571 FERNANDINA BEACH BRANCH							
01712571 512000 REG SALARY	144,012.82	151,425.00	148,361.00	144,968.33	.00	176,397.00	16.5%

09/28/2016 12:04
6235cwoo

BOARD OF COMMISSIONERS
NEXT YEAR / CURRENT YEAR BUDGET ANALYSIS

P 29
bgnyrpts

PROJECTION: 20171 2016/2017 BUDGET

FOR PERIOD 99

ACCOUNTS FOR:

GENERAL FUND		2015 ACTUAL	2016 ORIG BUD	2016 REVISED BUD	2016 ACTUAL	2016 PROJECTION	2017 FINAL	PCT CHANGE
01712571 514000	OVERTIME	244.67	.00	50.00	48.09	.00	.00	.0%
01712571 521010	FICA TAXES	8,757.14	9,388.00	9,388.00	8,781.28	.00	10,937.00	16.5%
01712571 521020	MEDICARE T	2,048.12	2,196.00	2,196.00	2,053.84	.00	2,558.00	16.5%
01712571 522000	RETIREMENT	10,585.93	10,993.00	10,993.00	11,099.22	.00	13,265.00	20.7%
01712571 523010	L & H INS	16,678.41	21,504.00	21,504.00	14,312.40	.00	14,078.00	-34.5%
01712571 524010	WKRS COMP	246.65	379.00	379.00	247.49	.00	406.00	7.1%
01712571 534000	OT CONT SV	415.50	480.00	480.00	415.50	.00	480.00	.0%
01712571 540000	TRAVEL & P	.00	.00	25.00	24.96	.00	30.00	.0%
01712571 541000	COMMUNICAT	645.79	643.00	508.00	462.34	.00	643.00	.0%
01712571 541040	COM-COMPUT	5,953.18	5,109.00	5,950.00	5,809.77	.00	6,693.00	31.0%
01712571 542000	PASS FREIG/POST	1,290.31	2,000.00	2,000.00	1,903.45	.00	2,500.00	25.0%
01712571 543000	UTILITY SV	25,960.17	30,000.00	34,415.00	34,096.96	.00	41,286.00	37.6%
01712571 544000	RENTALS/LE	6.93	.00	12.00	10.89	.00	12.00	.0%
01712571 545000	INSURANCE	5,927.07	8,140.00	5,836.00	4,577.44	.00	7,600.00	-6.6%
01712571 546000	REPAIRS &	1,171.95	1,317.00	1,493.00	1,357.70	.00	1,317.00	.0%
01712571 546020	MAIN SVC C	.00	1,097.00	40.00	.00	.00	1,097.00	.0%
01712571 549000	OTHER CURR	577.70	120.00	153.00	117.59	.00	120.00	.0%
01712571 549000	LBREN OT CUR CHG	4,118.89	.00	.00	.00	.00	.00	.0%
01712571 549002	ADVERTISIN	336.10	.00	.00	.00	.00	.00	.0%
01712571 549004	TEMP SVC	5,866.84	.00	2,538.00	2,537.00	.00	.00	.0%
01712571 549008	CASH SHORT	35.01	.00	40.00	37.79	.00	.00	.0%
01712571 549018	MOVING EXP	27,400.00	.00	.00	.00	.00	.00	.0%
01712571 549081	BACKGROUND	185.45	.00	53.00	52.50	.00	.00	.0%
01712571 551000	OFFICE SUP	411.61	700.00	584.00	533.32	.00	700.00	.0%
01712571 552000	MISCELLANE	1,251.65	2,000.00	1,949.00	1,744.41	.00	2,000.00	.0%
01712571 552000	PASS MISC SUPPL	1,940.93	2,000.00	1,180.00	1,086.41	.00	2,000.00	.0%
01712571 552030	JANITOR SU	1,659.15	2,000.00	2,357.00	2,356.97	.00	2,000.00	.0%
01712571 552640	EQUIPMENT	12,538.76	22,916.00	46,070.00	46,069.12	.00	.00	-100.0%
01712571 552640	ITVEQ EQUIP<\$750	.00	.00	.00	.00	.00	1,723.00	.0%
01712571 552640	PASS EQUIP<\$750	719.59	.00	820.00	462.33	.00	.00	.0%
01712571 554005	SUBSCRIPT	7,422.30	.00	8,120.00	8,119.29	.00	.00	.0%
01712571 555000	TRAINING	195.00	170.00	465.00	424.00	.00	170.00	.0%
01712571 564000	EQUIPMENT	52,692.29	124,874.00	167,942.00	143,025.06	.00	.00	-100.0%
01712571 564000	SECUR EQUIPMENT	.00	.00	.00	.00	.00	6,909.00	.0%
01712571 564001	EQ\$5000 OG	8,685.70	.00	1,168.00	1,167.74	.00	.00	.0%
01712571 564001	LBREN EQ\$5000 OG	2,100.00	.00	.00	.00	.00	.00	.0%
01712571 564001	ROUTR EQ\$5000 OG	.00	.00	.00	.00	.00	6,325.00	.0%
01712571 566100	BOOKS &MAT	266.00	.00	11,761.00	11,761.00	.00	.00	.0%
01712571 581202	AID-F.B.	200,876.84	.00	.00	.00	.00	.00	.0%
TOTAL FERNANDINA BEACH BRANC		553,224.45	399,451.00	488,830.00	449,664.19	.00	301,246.00	-24.6%
01713571 CALLAHAN BRANCH								
01713571 512000	REG SALARY	65,017.08	66,483.00	50,934.00	46,030.88	.00	66,459.00	.0%

09/28/2016 12:04
6235cwoo

BOARD OF COMMISSIONERS
NEXT YEAR / CURRENT YEAR BUDGET ANALYSIS

P 30
bgnyrpts

PROJECTION: 20171 2016/2017 BUDGET

FOR PERIOD 99

ACCOUNTS FOR:

GENERAL FUND	2015 ACTUAL	2016 ORIG BUD	2016 REVISED BUD	2016 ACTUAL	2016 PROJECTION	2017 FINAL	PCT CHANGE
01713571 521010 FICA TAXES	3,911.77	4,122.00	4,122.00	2,708.47	.00	4,120.00	.0%
01713571 521020 MEDICARE T	914.85	964.00	964.00	633.38	.00	964.00	.0%
01713571 522000 RETIREMENT	4,770.20	4,827.00	4,827.00	3,387.64	.00	4,998.00	3.5%
01713571 523010 L & H INS	7,221.60	7,168.00	7,168.00	8,947.92	.00	14,078.00	96.4%
01713571 524010 WKRS COMP	102.35	166.00	166.00	108.40	.00	153.00	-7.8%
01713571 534000 OT CONT SV	222.00	222.00	222.00	222.00	.00	222.00	.0%
01713571 540000 TRAVEL & P	.00	.00	10.00	8.63	.00	40.00	.0%
01713571 541000 COMMUNICAT	1,053.00	1,441.00	1,441.00	945.69	.00	1,039.00	-27.9%
01713571 541040 COM-COMPUT	4,780.62	5,589.00	5,589.00	4,749.53	.00	4,879.00	-12.7%
01713571 543000 UTILITY SV	7,041.57	7,069.00	7,069.00	6,888.14	.00	7,846.00	11.0%
01713571 544000 RENTALS/LE	69,135.78	69,702.00	69,702.00	69,628.53	.00	71,336.00	2.3%
01713571 545000 INSURANCE	765.06	975.00	975.00	567.90	.00	900.00	-7.7%
01713571 546000 REPAIRS &	1,249.85	1,334.00	1,334.00	728.58	.00	1,014.00	-24.0%
01713571 546020 MAIN SVC C	.00	400.00	400.00	400.00	.00	400.00	.0%
01713571 549000 OTHER CURR	2,500.47	30.00	40.00	33.96	.00	30.00	.0%
01713571 549002 ADVERTISIN	.00	.00	991.00	990.64	.00	.00	.0%
01713571 549004 TEMP SVC	.00	.00	14,197.00	13,610.57	.00	.00	.0%
01713571 549008 CASH SHORT	.00	.00	10.00	9.80	.00	.00	.0%
01713571 549081 BACKGROUND	.00	.00	206.00	189.50	.00	.00	.0%
01713571 551000 OFFICE SUP	249.43	.00	300.00	284.54	.00	350.00	.0%
01713571 552000 MISCELLANE	1,175.82	1,606.00	1,387.00	1,120.11	.00	1,756.00	9.3%
01713571 552030 JANITOR SU	809.09	800.00	700.00	171.19	.00	800.00	.0%
01713571 552640 EQUIPMENT	258.63	.00	.00	.00	.00	.00	.0%
01713571 552640 ITVEQ EQUIP<\$750	.00	.00	.00	.00	.00	1,723.00	.0%
01713571 555000 TRAINING	170.00	170.00	.00	.00	.00	195.00	14.7%
01713571 564000 SECUR EQUIPMENT	.00	.00	.00	.00	.00	5,182.00	.0%
01713571 564001 ROUTR EQ\$5000 OG	.00	.00	.00	.00	.00	6,325.00	.0%
01713571 564001 SECUR EQ\$5000 OG	.00	.00	.00	.00	.00	16,025.00	.0%
01713571 566100 BOOKS &MAT	14.00	.00	200.00	39.98	.00	.00	.0%
TOTAL CALLAHAN BRANCH	171,363.17	173,068.00	172,954.00	162,405.98	.00	210,834.00	21.8%
01714571 HILLIARD BRANCH							
01714571 512000 REG SALARY	76,933.10	77,334.00	77,334.00	74,025.68	.00	78,037.00	.9%
01714571 521010 FICA TAXES	4,734.80	4,795.00	4,795.00	4,555.00	.00	4,838.00	.9%
01714571 521020 MEDICARE T	1,107.50	1,121.00	1,121.00	1,065.41	.00	1,132.00	1.0%
01714571 522000 RETIREMENT	5,644.64	5,614.00	5,614.00	5,426.13	.00	5,868.00	4.5%
01714571 523010 L & H INS	14,443.20	14,336.00	14,336.00	13,381.98	.00	14,078.00	-1.8%
01714571 524010 WKRS COMP	120.23	193.00	193.00	126.04	.00	179.00	-7.3%
01714571 534000 OT CONT SV	480.00	480.00	480.00	415.50	.00	480.00	.0%
01714571 540000 TRAVEL & P	84.70	.00	82.00	80.78	.00	80.00	.0%
01714571 541000 COMMUNICAT	1,551.44	1,626.00	1,646.00	1,485.94	.00	1,909.00	17.4%
01714571 541040 COM-COMPUT	7,082.21	7,351.00	7,331.00	7,027.59	.00	7,304.00	-.6%

09/28/2016 12:04
6235cwoo

BOARD OF COMMISSIONERS
NEXT YEAR / CURRENT YEAR BUDGET ANALYSIS

P 31
bgnyrpts

PROJECTION: 20171 2016/2017 BUDGET

FOR PERIOD 99

ACCOUNTS FOR:

GENERAL FUND	2015 ACTUAL	2016 ORIG BUD	2016 REVISED BUD	2016 ACTUAL	2016 PROJECTION	2017 FINAL	PCT CHANGE
01714571 543000 UTILITY SV	13,407.53	14,635.00	12,024.00	11,993.12	.00	14,634.00	.0%
01714571 545000 INSURANCE	4,821.71	5,700.00	5,700.00	3,167.60	.00	5,200.00	-8.8%
01714571 546000 REPAIRS &	1,448.16	1,024.00	1,374.00	1,013.37	.00	1,024.00	.0%
01714571 546020 MAIN SVC C	.00	.00	410.00	410.00	.00	200.00	.0%
01714571 546030 R&M-BLDGS	582.59	800.00	800.00	417.50	.00	800.00	.0%
01714571 546030 DUCT R&M-BLDGS	.00	.00	.00	.00	.00	3,165.00	.0%
01714571 549000 OTHER CURR	895.77	160.00	660.00	508.52	.00	165.00	3.1%
01714571 549002 ADVERTISIN	.00	.00	188.00	.00	.00	.00	.0%
01714571 551000 OFFICE SUP	18.71	300.00	300.00	144.94	.00	300.00	.0%
01714571 552000 MISCELLANE	1,957.09	1,500.00	1,045.00	947.66	.00	1,500.00	.0%
01714571 552030 JANITOR SU	665.39	850.00	307.00	219.35	.00	850.00	.0%
01714571 552640 EQUIPMENT	1,151.08	.00	1,212.00	1,094.40	.00	.00	.0%
01714571 552640 ITVEQ EQUIP<\$750	.00	.00	.00	.00	.00	1,723.00	.0%
01714571 554005 SUBSCRIPT	1,588.88	.00	1,793.00	1,792.60	.00	.00	.0%
01714571 555000 TRAINING	.00	170.00	25.00	25.00	.00	195.00	14.7%
01714571 564000 SECUR EQUIPMENT	.00	.00	.00	.00	.00	6,909.00	.0%
01714571 564001 ROUTR EQ\$5000 OG	.00	.00	.00	.00	.00	6,325.00	.0%
01714571 564001 SECUR EQ\$5000 OG	.00	.00	.00	.00	.00	16,025.00	.0%
01714571 566100 BOOKS &MAT	11,818.88	.00	5,000.00	4,999.65	.00	.00	.0%
TOTAL HILLIARD BRANCH	150,537.61	137,989.00	143,770.00	134,323.76	.00	172,920.00	25.3%
01715571 BRYCEVILLE BRANCH							
01715571 512000 REG SALARY	35,433.12	36,231.00	36,231.00	34,792.85	.00	37,137.00	2.5%
01715571 521010 FICA TAXES	2,146.88	2,246.00	2,246.00	2,106.61	.00	2,302.00	2.5%
01715571 521020 MEDICARE T	502.04	525.00	525.00	492.65	.00	538.00	2.5%
01715571 522000 RETIREMENT	2,599.66	2,630.00	2,630.00	2,551.43	.00	2,793.00	6.2%
01715571 523010 L & H INS	6,915.80	6,930.00	6,930.00	6,879.12	.00	7,039.00	1.6%
01715571 524010 WKRS COMP	55.49	91.00	91.00	59.42	.00	85.00	-6.6%
01715571 534000 OT CONT SV	509.49	222.00	222.00	222.00	.00	222.00	.0%
01715571 540000 TRAVEL & P	.00	.00	20.00	.00	.00	20.00	.0%
01715571 541000 COMMUNICAT	1,261.26	1,288.00	1,552.00	1,473.47	.00	1,575.00	22.3%
01715571 541040 COM-COMPUT	10,712.54	11,255.00	11,255.00	10,113.64	.00	11,266.00	.1%
01715571 543000 UTILITY SV	774.97	800.00	800.00	730.13	.00	786.00	-1.8%
01715571 545000 INSURANCE	850.90	1,645.00	1,645.00	1,167.73	.00	1,300.00	-21.0%
01715571 546000 REPAIRS &	806.42	774.00	774.00	707.79	.00	774.00	.0%
01715571 546030 DUCT R&M-BLDGS	.00	.00	.00	.00	.00	990.00	.0%
01715571 549000 OTHER CURR	452.97	10.00	65.00	2.77	.00	15.00	50.0%
01715571 551000 OFFICE SUP	18.71	100.00	100.00	39.26	.00	200.00	100.0%
01715571 552000 MISCELLANE	196.33	350.00	620.00	620.04	.00	600.00	71.4%
01715571 552030 JANITOR SU	451.02	.00	.00	.00	.00	.00	.0%
01715571 552640 EQUIPMENT	173.00	.00	.00	.00	.00	.00	.0%
01715571 552640 ITVEQ EQUIP<\$750	.00	.00	.00	.00	.00	431.00	.0%

09/28/2016 12:04
6235cwoo

BOARD OF COMMISSIONERS
NEXT YEAR / CURRENT YEAR BUDGET ANALYSIS

P 32
bgnyrpts

PROJECTION: 20171 2016/2017 BUDGET

FOR PERIOD 99

ACCOUNTS FOR:

GENERAL FUND	2015 ACTUAL	2016 ORIG BUD	2016 REVISED BUD	2016 ACTUAL	2016 PROJECTION	2017 FINAL	PCT CHANGE
01715571 554005 SUBSCRIPT	239.47	.00	341.00	303.79	.00	.00	.0%
01715571 555000 TRAINING	.00	.00	.00	.00	.00	195.00	.0%
TOTAL BRYCEVILLE BRANCH	64,100.07	65,097.00	66,047.00	62,262.70	.00	68,268.00	4.9%
01716571 YULEE BRANCH							
01716571 512000 REG SALARY	34,535.29	34,461.00	34,461.00	34,103.94	.00	36,205.00	5.1%
01716571 521010 FICA TAXES	1,712.36	2,137.00	2,137.00	1,878.40	.00	2,245.00	5.1%
01716571 521020 MEDICARE T	400.42	500.00	500.00	439.28	.00	525.00	5.0%
01716571 522000 RETIREMENT	2,533.74	2,502.00	2,502.00	2,500.79	.00	2,723.00	8.8%
01716571 523010 L & H INS	11,085.18	11,001.00	11,001.00	8,114.76	.00	7,039.00	-36.0%
01716571 524010 WKRS COMP	55.49	86.00	86.00	56.16	.00	83.00	-3.5%
01716571 540000 TRAVEL & P	.00	.00	10.00	.00	.00	20.00	.0%
01716571 541040 COM-COMPUT	.00	.00	369.00	.00	.00	12,924.00	.0%
01716571 545000 INSURANCE	454.14	570.00	570.00	283.95	.00	500.00	-12.3%
01716571 546000 REPAIRS &	.00	.00	.00	.00	.00	724.00	.0%
01716571 549000 OTHER CURR	7.73	20.00	20.00	4.33	.00	25.00	25.0%
01716571 549008 CASH SHORT	6.00	.00	.00	.45	.00	.00	.0%
01716571 551000 OFFICE SUP	46.61	100.00	71.00	57.56	.00	150.00	50.0%
01716571 552000 MISCELLANE	394.62	400.00	730.00	727.48	.00	650.00	62.5%
01716571 552640 EQUIPMENT	.00	.00	195.00	194.21	.00	.00	.0%
01716571 554000 DUES/SUBSC	.00	.00	.00	.00	.00	70.00	.0%
01716571 554005 SUBSCRIPT	22.50	63.00	63.00	30.00	.00	.00	-100.0%
TOTAL YULEE BRANCH	51,254.08	51,840.00	52,715.00	48,391.31	.00	63,883.00	23.2%
01717572 AM BCH HISTORIC PARK							
01717572 546000 RPR&MAINT	.00	9,000.00	9,000.00	9,000.00	.00	9,000.00	.0%
TOTAL AM BCH HISTORIC PARK	.00	9,000.00	9,000.00	9,000.00	.00	9,000.00	.0%
01999599 RESERVES							
01999599 599001 RES CONTIN	.00	1,209,200.00	623,250.00	.00	.00	1,364,062.00	12.8%
01999599 599001 SHERF RES CONTIN	.00	30,000.00	30,000.00	.00	.00	30,000.00	.0%
01999599 599001 SOE RES CONTIN	.00	5,000.00	5,000.00	.00	.00	5,000.00	.0%
01999599 599006 FRP RE-REPL EQ	.00	.00	1,178.00	.00	.00	269,300.00	.0%
01999599 599083 RES-CAP PL	.00	.00	462,538.00	.00	.00	361,958.00	.0%
01999599 599083 CSUPS RES-CAP PL	.00	157,000.00	157,000.00	.00	.00	.00	-100.0%
01999599 599083 NEPKR RES-CAP PL	.00	56,360.00	56,360.00	.00	.00	56,360.00	.0%
01999599 599083 PPPK RES-CAP PL	.00	51,190.00	51,190.00	.00	.00	.00	-100.0%
01999599 599085 SHERF LE MEMORIA	.00	.00	25,000.00	.00	.00	25,000.00	.0%

09/28/2016 12:04
6235cwoo

BOARD OF COMMISSIONERS
NEXT YEAR / CURRENT YEAR BUDGET ANALYSIS

P 33
bgnyrpts

PROJECTION: 20171 2016/2017 BUDGET

FOR PERIOD 99

ACCOUNTS FOR:

GENERAL FUND	2015 ACTUAL	2016 ORIG BUD	2016 REVISED BUD	2016 ACTUAL	2016 PROJECTION	2017 FINAL	PCT CHANGE
01999599 599086 SHERF PS TRAIN C	.00	.00	282,071.00	.00	.00	282,071.00	.0%
01999599 599087 NEFL FAIR	.00	.00	.00	.00	.00	50,000.00	.0%
01999599 599100 BRYLF RES-SOLID	.00	.00	.00	.00	.00	134,206.00	.0%
01999599 599100 LFCLF RES-SOLID	.00	.00	.00	.00	.00	167,458.00	.0%
01999599 599100 WNLF1 RES-SOLID	.00	.00	.00	.00	.00	21,120.00	.0%
01999599 599100 WNLF2 RES-SOLID	.00	.00	.00	.00	.00	570,800.00	.0%
01999599 599999 RESV-MFB	.00	7,769,508.00	8,563,928.00	.00	.00	8,563,928.00	10.2%
TOTAL RESERVES	.00	9,278,258.00	10,257,515.00	.00	.00	11,901,263.00	28.3%
TOTAL GENERAL FUND	48,577,872.72	61,297,727.00	64,331,763.00	50,345,880.97	.00	69,853,604.00	14.0%
1S005513 SUPERVISOR OF ELECTIONS-GRANTS							
1S005513 547000 FEA15 PRINT&BIND	.00	.00	7,232.00	7,231.59	.00	.00	.0%
1S005513 549000 FEA14 OT CUR CHG	697.32	.00	.00	.00	.00	.00	.0%
1S005513 549000 FEA15 OT CUR CHG	.00	.00	3,505.00	3,505.06	.00	.00	.0%
1S005513 552004 FEA13 SUPP-VOTER	1,198.99	.00	.00	.00	.00	.00	.0%
1S005513 552004 FEA14 SUPP-VOTER	11,299.63	.00	2,942.00	2,941.28	.00	.00	.0%
1S005513 552640 VTACC EQUIP<\$750	11,717.12	.00	.00	.00	.00	.00	.0%
1S061513 SUPERVISOR OF ELECTIONS							
1S061513 511000 SAL-ELECTE	94,409.00	99,188.00	99,188.00	91,066.25	.00	118,619.00	19.6%
1S061513 512000 REG SALARY	402,352.30	421,281.00	421,281.00	396,369.93	.00	406,606.00	-3.5%
1S061513 512003 SALARIES-O	3,312.00	.00	3,390.00	3,540.00	.00	.00	.0%
1S061513 513000 SALARY-N/R	65,695.62	256,527.00	202,149.00	138,062.00	.00	140,000.00	-45.4%
1S061513 514000 OVERTIME	1,838.54	58,000.00	27,798.00	13,981.22	.00	7,000.00	-87.9%
1S061513 521010 FICA TAXES	32,464.77	51,770.00	51,770.00	33,880.15	.00	41,678.00	-19.5%
1S061513 521020 MEDICARE T	7,592.54	12,107.00	12,107.00	7,923.80	.00	9,747.00	-19.5%
1S061513 522000 RETIREMENT	84,422.13	87,772.00	87,772.00	85,338.98	.00	100,520.00	14.5%
1S061513 525000 UNEMP COMP	1,375.00	12,747.00	12,747.00	1,650.00	.00	.00	-100.0%
1S061513 531000 PROF SVCS	6,198.24	18,330.00	18,330.00	12,794.65	.00	18,155.00	-1.0%
1S061513 540000 TRAVEL & P	19,037.93	6,500.00	8,200.00	6,847.00	.00	6,500.00	.0%
1S061513 541000 COMMUNICAT	21,187.68	28,500.00	45,500.00	33,762.93	.00	35,500.00	24.6%
1S061513 542000 FREIG/POST	34,479.49	75,000.00	71,000.00	45,876.70	.00	60,000.00	-20.0%
1S061513 544000 RENTALS/LE	1,767.69	22,250.00	22,250.00	-1,415.88	.00	22,250.00	.0%
1S061513 545000 INSURANCE	699.00	1,300.00	1,300.00	1,137.00	.00	1,300.00	.0%
1S061513 546000 REPAIRS &	132,996.11	110,343.00	132,939.00	133,107.12	.00	123,192.00	11.6%
1S061513 547000 PRINT&BIND	6,769.72	82,000.00	70,000.00	68,665.49	.00	61,000.00	-25.6%
1S061513 549000 OTHER CURR	41,929.12	51,900.00	69,900.00	73,115.39	.00	57,229.00	10.3%
1S061513 551000 OFFICE SUP	3,698.81	3,000.00	8,143.00	6,022.20	.00	3,000.00	.0%
1S061513 552000 MISCELLANE	20,041.04	61,370.00	59,969.00	35,477.08	.00	52,370.00	-14.7%
1S061513 552640 EQUIP<\$750	16,999.56	9,400.00	13,900.00	12,793.43	.00	19,630.00	108.8%

09/28/2016 12:04
6235cwoo

BOARD OF COMMISSIONERS
NEXT YEAR / CURRENT YEAR BUDGET ANALYSIS

P 34
bgnyrpts

PROJECTION: 20171 2016/2017 BUDGET

FOR PERIOD 99

ACCOUNTS FOR:

SUPERVISOR OF ELECTIONS	2015 ACTUAL	2016 ORIG BUD	2016 REVISED BUD	2016 ACTUAL	2016 PROJECTION	2017 FINAL	PCT CHANGE
1S061513 552646 SOFTWARE	5,013.49	6,500.00	6,500.00	.00	.00	7,000.00	7.7%
1S061513 554000 DUES/SUBSC	3,847.37	4,500.00	5,325.00	5,297.59	.00	4,500.00	.0%
1S061513 555000 TRAINING	23,520.50	6,500.00	13,677.00	10,676.45	.00	5,000.00	-23.1%
1S061513 562000 BUILDINGS	.00	.00	154,224.00	154,224.00	.00	.00	.0%
1S061513 564000 EQUIPMENT	69,402.38	3,200.00	22,200.00	21,836.35	.00	8,000.00	150.0%
1S061513 564000 EVID EQUIPMENT	116,065.00	.00	2,000.00	.00	.00	.00	.0%
1S061513 564001 EQ\$5000 OG	19,232.90	55,000.00	45,000.00	26,189.10	.00	16,000.00	-70.9%
1S061513 564002 ADAOS EQ50000 OG	.00	100,000.00	100,000.00	.00	.00	100,000.00	.0%
1S061586 TRANS TO CONSTITUTIONAL							
1S061586 591910 BOCC TR-CONS OF	130,878.51	.00	.00	.00	.00	.00	.0%
1S061586 591910 PROPA TR-CONS OF	18,000.00	18,000.00	18,000.00	18,000.00	.00	18,000.00	.0%
TOTAL TRANS TO CONSTITUTIONA	1,410,139.50	1,662,985.00	1,820,238.00	1,449,896.86	.00	1,442,796.00	-13.2%
TOTAL SUPERVISOR OF ELECTION	1,410,139.50	1,662,985.00	1,820,238.00	1,449,896.86	.00	1,442,796.00	-13.2%
03005541 ENGINEERING SERVICES GRANTS							
03005541 512000 BSBPT REG SALARY	.00	.00	19,959.00	.00	.00	9,459.00	.0%
03005541 521010 BSBPT FICA TAXES	.00	.00	1,237.00	.00	.00	586.00	.0%
03005541 521020 BSBPT MEDICARE T	.00	.00	289.00	.00	.00	137.00	.0%
03005541 522000 BSBPT RETIREMENT	.00	.00	1,449.00	.00	.00	711.00	.0%
03005541 523010 BSBPT L & H INS	.00	.00	1,653.00	.00	.00	784.00	.0%
03005541 524010 BSBPT WKRS COMP	.00	.00	413.00	.00	.00	196.00	.0%
TOTAL ENGINEERING SERVICES G	.00	.00	25,000.00	.00	.00	11,873.00	.0%
03051582 TAX COLLECTOR-TRANS OUT							
03051582 591910 TAXCO TC COMMISS	72,942.73	76,859.00	76,859.00	76,893.86	.00	82,428.00	7.2%
TOTAL TAX COLLECTOR-TRANS OU	72,942.73	76,859.00	76,859.00	76,893.86	.00	82,428.00	7.2%
03099581 TRANSFER OUT							
03099581 591630 ANDRR TO-CP-TRAN	.00	195,000.00	195,000.00	195,000.00	.00	.00	-100.0%
03099581 591630 CHTPO TO-CP-TRAN	.00	100,000.00	.00	.00	.00	.00	-100.0%
03099581 591630 CLS5 TO-CP-TRAN	.00	.00	.00	.00	.00	635,900.00	.0%
03099581 591630 CRAW1 TO-CP-TRAN	150,000.00	.00	.00	.00	.00	.00	.0%
03099581 591630 CRAW2 TO-CP-TRAN	.00	453,534.00	453,534.00	453,534.00	.00	200,000.00	-55.9%
03099581 591630 GRAIL TO-CP-TRAN	.00	123,000.00	123,000.00	123,000.00	.00	.00	-100.0%
03099581 591630 L&O TO-CP-TRAN	.00	.00	.00	.00	.00	1,500,000.00	.0%

09/28/2016 12:04
6235cwoo

BOARD OF COMMISSIONERS
NEXT YEAR / CURRENT YEAR BUDGET ANALYSIS

P 35
bgnyrpts

PROJECTION: 20171 2016/2017 BUDGET

FOR PERIOD 99

ACCOUNTS FOR:

CNTY TRANSPORTATION FUND	2015 ACTUAL	2016 ORIG BUD	2016 REVISED BUD	2016 ACTUAL	2016 PROJECTION	2017 FINAL	PCT CHANGE
03099581 591630 MGRR TO-CP-TRAN	.00	320,000.00	320,000.00	320,000.00	.00	.00	-100.0%
03099581 591630 PDCII TO-CP-TRAN	.00	.00	305,144.00	305,144.00	.00	.00	.0%
03099581 591630 PDWID TO-CP-TRAN	.00	.00	780,000.00	780,000.00	.00	.00	.0%
03099581 591630 S14SR TO-CP-TRAN	.00	.00	.00	.00	.00	110,000.00	.0%
03099581 591630 THCKR TO-CP-TRAN	.00	225,000.00	225,000.00	225,000.00	.00	.00	-100.0%
03099581 5916E0 DSAP1 TO-ENCPA	.00	98.00	98.00	89.37	.00	254.00	159.2%
TOTAL TRANSFER OUT	150,000.00	1,416,632.00	2,401,776.00	2,401,767.37	.00	2,446,154.00	72.7%
03400541 PROJECT ADMINISTRATION							
03400541 512000 REG SALARY	189,970.63	196,883.00	196,883.00	193,117.37	.00	206,027.00	4.6%
03400541 514000 OVERTIME	48.97	5,000.00	5,000.00	889.84	.00	5,000.00	.0%
03400541 521010 FICA TAXES	11,631.44	12,517.00	12,517.00	11,822.28	.00	13,084.00	4.5%
03400541 521020 MEDICARE T	2,720.58	2,927.00	2,927.00	2,772.12	.00	3,060.00	4.5%
03400541 522000 RETIREMENT	16,097.15	16,861.00	16,861.00	16,412.73	.00	18,230.00	8.1%
03400541 523010 L & H INS	24,632.11	30,304.00	30,304.00	27,532.58	.00	30,487.00	.6%
03400541 524010 WKRS COMP	3,601.60	5,627.00	5,627.00	3,674.50	.00	6,243.00	10.9%
03400541 525000 UNEMP COMP	-16.00	.00	.00	.00	.00	.00	.0%
03400541 534000 CONTRACT S	58.08	108.00	108.00	.00	.00	108.00	.0%
03400541 540000 TRAVEL & P	743.01	2,274.00	2,074.00	332.00	.00	2,417.00	6.3%
03400541 541000 COMMUNICAT	10,302.85	12,584.00	12,584.00	9,910.63	.00	12,584.00	.0%
03400541 541040 COM-COMPUT	507.93	424.00	424.00	141.29	.00	424.00	.0%
03400541 542000 FREIG/POST	85.28	300.00	300.00	54.36	.00	300.00	.0%
03400541 543000 UTILITY SE	9,514.98	13,000.00	13,000.00	9,261.90	.00	13,000.00	.0%
03400541 544000 RENTALS/LE	2,297.03	2,328.00	2,328.00	2,266.53	.00	2,328.00	.0%
03400541 544030 RENT-CULLI	906.30	911.00	911.00	898.20	.00	912.00	.1%
03400541 545000 INSURANCE	2,026.68	2,100.00	2,100.00	1,536.51	.00	2,125.00	1.2%
03400541 546000 REPAIRS &	18.34	100.00	100.00	.00	.00	100.00	.0%
03400541 546020 MAIN SVC C	2,971.42	2,317.00	2,601.00	2,430.74	.00	3,123.00	34.8%
03400541 546520 RR MAINTEN	29,163.00	35,000.00	35,000.00	33,593.38	.00	150,250.00	329.3%
03400541 547000 PRINT&BIND	65.00	300.00	300.00	290.00	.00	300.00	.0%
03400541 549000 OTHER CURR	.00	2,700.00	2,700.00	1,844.00	.00	1,000.00	-63.0%
03400541 549002 ADVERTISIN	.00	.00	.00	.00	.00	500.00	.0%
03400541 549081 BACKGROUND	60.50	111.00	111.00	8.00	.00	111.00	.0%
03400541 551000 OFFICE SUP	2,357.27	3,000.00	3,000.00	1,908.58	.00	3,000.00	.0%
03400541 552000 MISCELLANE	306.54	500.00	500.00	4.28	.00	500.00	.0%
03400541 552020 GAS, OIL &	1,910.42	3,000.00	3,000.00	1,344.71	.00	3,000.00	.0%
03400541 552030 JANITORIAL	2,606.74	3,000.00	3,000.00	2,230.65	.00	3,000.00	.0%
03400541 552640 EQUIPMENT	.00	500.00	500.00	61.80	.00	500.00	.0%
03400541 552646 SOFTWARE	3,525.00	1,763.00	1,763.00	1,762.50	.00	.00	-100.0%
03400541 554000 DUES/SUBSC	16,088.24	16,315.00	16,815.00	16,290.99	.00	16,315.00	.0%
03400541 554004 DUES/M MPO	18,436.00	20,307.00	19,723.00	18,830.00	.00	24,000.00	18.2%
03400541 555000 TRAINING	4,913.50	7,380.00	7,380.00	3,445.00	.00	16,781.00	127.4%

09/28/2016 12:04
6235cwoo

BOARD OF COMMISSIONERS
NEXT YEAR / CURRENT YEAR BUDGET ANALYSIS

P 36
bgnyrpts

PROJECTION: 20171 2016/2017 BUDGET

FOR PERIOD 99

ACCOUNTS FOR:

CNTY TRANSPORTATION FUND	2015 ACTUAL	2016 ORIG BUD	2016 REVISED BUD	2016 ACTUAL	2016 PROJECTION	2017 FINAL	PCT CHANGE
03400541 564000 EQUIPMENT	185.16	.00	.00	.00	.00	.00	.0%
TOTAL PROJECT ADMINISTRATION	357,735.75	400,441.00	400,441.00	364,667.47	.00	538,809.00	34.6%
03402541 DRAINAGE							
03402541 546510 DRAR DRAIN MAIN	.00	.00	69,000.00	19,161.50	.00	69,000.00	.0%
03402541 546510 NOOD DRAIN MAIN	.00	.00	.00	.00	.00	379,500.00	.0%
03402541 546510 SDCR DRAIN MAIN	.00	.00	.00	.00	.00	174,000.00	.0%
03402541 563300 CCCR DRAIN IMPV	.00	.00	.00	.00	.00	220,000.00	.0%
03402541 563300 JASMN DRAIN IMPV	298,586.00	20,000.00	42,643.00	30,967.96	.00	.00	-100.0%
03402541 563300 RSCD DRAIN IMPV	108,886.07	.00	.00	.00	.00	.00	.0%
03402541 563300 TSDEB DRAIN IMPV	15,558.63	.00	.00	.00	.00	.00	.0%
TOTAL DRAINAGE	423,030.70	20,000.00	111,643.00	50,129.46	.00	842,500.00	4112.5%
03404541 ROAD MAINTENANCE							
03404541 512000 REG SALARY	1,710,146.45	1,952,179.00	1,916,178.00	1,560,811.89	.00	2,252,893.00	15.4%
03404541 512001 HHERM SAL-EMERG	.00	.00	.00	679.33	.00	.00	.0%
03404541 512002 SAL ON CAL	6,960.00	6,524.00	6,082.00	5,830.00	.00	6,365.00	-2.4%
03404541 514000 OVERTIME	16,148.42	18,800.00	53,801.00	38,886.59	.00	18,800.00	.0%
03404541 514001 HHERM OT-EMERGEN	.00	.00	.00	140.20	.00	.00	.0%
03404541 521010 FICA TAXES	103,190.94	122,605.00	122,605.00	94,311.98	.00	141,240.00	15.2%
03404541 521010 HHERM FICA TAXES	.00	.00	.00	48.46	.00	.00	.0%
03404541 521020 MEDICARE T	24,133.41	28,675.00	28,675.00	22,057.35	.00	33,032.00	15.2%
03404541 521020 HHERM MEDICARE T	.00	.00	.00	11.34	.00	.00	.0%
03404541 522000 RETIREMENT	148,184.17	160,999.00	160,999.00	130,577.49	.00	174,628.00	8.5%
03404541 522000 HHERM RETIREMENT	.00	.00	.00	61.63	.00	.00	.0%
03404541 523010 L & H INS	329,019.39	436,005.00	436,005.00	293,450.19	.00	419,786.00	-3.7%
03404541 523010 HHERM L & H INS	.00	.00	.00	59.87	.00	.00	.0%
03404541 524010 WKRS COMP	122,396.87	179,640.00	177,648.00	116,006.25	.00	218,739.00	21.8%
03404541 524020 WKRS-SELF	4,094.40	2,467.00	4,459.00	3,883.36	.00	3,600.00	45.9%
03404541 524021 WC-GRIT	.00	8,967.00	8,967.00	.00	.00	8,967.00	.0%
03404541 531000 PROF SVCS	18,005.00	11,500.00	12,643.00	12,642.50	.00	11,500.00	.0%
03404541 531031 EMPLOY PHY	.00	500.00	1,500.00	640.00	.00	500.00	.0%
03404541 531035 DRUG TESTI	2,678.00	1,500.00	1,500.00	631.00	.00	1,500.00	.0%
03404541 534000 OT CONT SV	10,761.85	23,139.00	23,139.00	22,087.59	.00	22,917.00	-1.0%
03404541 534008 STRIPING C	34,667.74	40,000.00	40,000.00	1,886.00	.00	40,000.00	.0%
03404541 541000 COMMUNICAT	5,984.66	6,757.00	6,757.00	6,735.43	.00	11,376.00	68.4%
03404541 543000 UTILITY SE	15,673.65	14,640.00	14,640.00	15,306.85	.00	14,640.00	.0%
03404541 544000 RENTALS/LE	2,516.75	9,294.00	5,977.00	2,022.20	.00	17,981.00	93.5%
03404541 545000 INSURANCE	66,966.54	72,610.00	72,610.00	67,118.16	.00	74,750.00	2.9%
03404541 546000 REPAIRS &	62,124.61	76,257.00	76,257.00	70,313.34	.00	141,409.00	85.4%

09/28/2016 12:04
6235cwo

BOARD OF COMMISSIONERS
NEXT YEAR / CURRENT YEAR BUDGET ANALYSIS

P 37
bgnyrpts

PROJECTION: 20171 2016/2017 BUDGET

FOR PERIOD 99

ACCOUNTS FOR:

CNTY TRANSPORTATION FUND	2015 ACTUAL	2016 ORIG BUD	2016 REVISED BUD	2016 ACTUAL	2016 PROJECTION	2017 FINAL	PCT CHANGE
03404541 546000 DRMIL RPR&MAINT	.00	100,000.00	100,000.00	.00	.00	100,000.00	.0%
03404541 546000 DRUPP RPR&MAINT	.00	200,000.00	200,000.00	192,217.35	.00	200,000.00	.0%
03404541 546000 RSTRP RPR&MAINT	.00	50,000.00	50,000.00	41,831.24	.00	50,000.00	.0%
03404541 546016 RM-GUARDRL	39,490.00	35,000.00	35,000.00	3,972.05	.00	35,000.00	.0%
03404541 546020 MAIN SVC C	1,837.50	1,837.00	1,837.00	1,837.50	.00	1,838.00	.1%
03404541 546710 GROUNDS UP	290.00	1,160.00	1,160.00	75.00	.00	1,160.00	.0%
03404541 549000 OTHER CURR	2,730.65	2,083.00	2,083.00	920.10	.00	2,083.00	.0%
03404541 549002 ADVERTISIN	2,064.61	500.00	2,000.00	1,734.99	.00	500.00	.0%
03404541 549061 UNIFORM RE	4,211.85	5,000.00	5,000.00	3,542.46	.00	5,000.00	.0%
03404541 549081 BACKGROUND	421.75	1,000.00	934.00	818.95	.00	3,000.00	200.0%
03404541 549403 INS CLAIMS	259.36	5,000.00	5,000.00	1,682.63	.00	5,000.00	.0%
03404541 552000 MISCELLANE	32,937.50	35,000.00	38,317.00	34,993.10	.00	43,850.00	25.3%
03404541 552020 GAS, OIL &	234,763.43	370,000.00	369,776.00	144,658.48	.00	370,000.00	.0%
03404541 552040 SMALL TOOL	96.84	1,000.00	1,000.00	.00	.00	1,000.00	.0%
03404541 552041 RD SAFETY	979.20	2,500.00	2,500.00	2,224.57	.00	2,500.00	.0%
03404541 552050 UNIFORMS	4,068.20	6,000.00	6,000.00	4,681.40	.00	6,000.00	.0%
03404541 552051 SAFETY APP	8,308.53	10,000.00	11,000.00	9,943.16	.00	10,000.00	.0%
03404541 552640 EQUIP<\$750	7,114.28	6,500.00	12,482.00	12,480.51	.00	6,500.00	.0%
03404541 553010 MATERIALS	342,672.40	300,000.00	289,050.00	174,420.63	.00	300,000.00	.0%
03404541 562000 BUILDINGS	12,285.22	.00	.00	.00	.00	.00	.0%
03404541 563100 JASMN RD CONSTRU	.00	13,311.00	12,422.00	.00	.00	.00	-100.0%
03404541 563100 SAULS RD CONSTRU	7,887.60	.00	.00	.00	.00	.00	.0%
03404541 564000 EQUIPMENT	899.99	36,000.00	37,325.00	37,324.74	.00	.00	-100.0%
03404541 564001 EQ\$5000 OG	9,044.21	.00	.00	.00	.00	.00	.0%
03404541 564001 FRP EQ\$5000 OG	190,095.50	202,700.00	179,565.00	172,939.33	.00	196,000.00	-3.3%
03404541 564002 FRP EQ50000 OG	606,781.04	664,900.00	664,900.00	638,146.62	.00	698,500.00	5.1%
TOTAL ROAD MAINTENANCE	4,192,892.51	5,222,549.00	5,197,793.00	3,946,643.81	.00	5,652,554.00	8.2%
03404582 ROAD MAINTENANCE							
03404582 591910 CLERK TR-CONS OF	10.90	.00	290.00	289.10	.00	.00	.0%
TOTAL ROAD MAINTENANCE	10.90	.00	290.00	289.10	.00	.00	.0%
03405541 BRIDGE MAINTENANCE							
03405541 553010 MATERIALS	.00	20,000.00	20,000.00	.00	.00	20,000.00	.0%
TOTAL BRIDGE MAINTENANCE	.00	20,000.00	20,000.00	.00	.00	20,000.00	.0%
03406541 TRAFFIC DEPARTMENT							
03406541 512000 REG SALARY	148,896.27	157,741.00	157,741.00	152,570.58	.00	158,720.00	.6%

09/28/2016 12:04
6235cwoo

BOARD OF COMMISSIONERS
NEXT YEAR / CURRENT YEAR BUDGET ANALYSIS

P 38
bgnyrpts

PROJECTION: 20171 2016/2017 BUDGET

FOR PERIOD 99

ACCOUNTS FOR:

CNTY TRANSPORTATION FUND	2015 ACTUAL	2016 ORIG BUD	2016 REVISED BUD	2016 ACTUAL	2016 PROJECTION	2017 FINAL	PCT CHANGE
03406541 512001 HHERM SAL-EMERG	.00	.00	.00	444.24	.00	.00	.0%
03406541 512002 SAL ON CAL	1,610.00	2,168.00	2,610.00	2,450.00	.00	2,115.00	-2.4%
03406541 514000 OVERTIME	4,600.72	6,000.00	6,000.00	5,052.01	.00	6,000.00	.0%
03406541 514001 HHERM OT-EMERGEN	.00	.00	.00	521.32	.00	.00	.0%
03406541 521010 FICA TAXES	9,192.34	10,286.00	10,286.00	9,543.14	.00	10,344.00	.6%
03406541 521010 HHERM FICA TAXES	.00	.00	.00	58.21	.00	.00	.0%
03406541 521020 MEDICARE T	2,149.80	2,406.00	2,406.00	2,231.90	.00	2,419.00	.5%
03406541 521020 HHERM MEDICARE T	.00	.00	.00	13.61	.00	.00	.0%
03406541 522000 RETIREMENT	10,850.12	11,506.00	11,506.00	11,193.19	.00	11,984.00	4.2%
03406541 522000 HHERM RETIREMENT	.00	.00	.00	72.61	.00	.00	.0%
03406541 523010 L & H INS	26,479.08	29,337.00	29,337.00	24,551.61	.00	24,254.00	-17.3%
03406541 523010 HHERM L & H INS	.00	.00	.00	42.35	.00	.00	.0%
03406541 524010 WKRS COMP	10,664.20	15,806.00	15,806.00	10,321.51	.00	16,316.00	3.2%
03406541 531035 DRUG TEST	.00	150.00	150.00	.00	.00	150.00	.0%
03406541 541000 COMMUNICAT	1,982.88	1,980.00	1,980.00	829.63	.00	2,340.00	18.2%
03406541 543000 UTILITY SV	2,579.91	2,940.00	2,940.00	401.69	.00	1,200.00	-59.2%
03406541 545000 INSURANCE	1,118.32	1,525.00	1,525.00	895.11	.00	1,225.00	-19.7%
03406541 546000 RPR&MAINT	86.29	.00	825.00	668.58	.00	.00	.0%
03406541 547000 PRINT&BIND	300.00	300.00	300.00	.00	.00	300.00	.0%
03406541 549002 ADVERTISIN	223.94	.00	.00	.00	.00	.00	.0%
03406541 549081 BACKGROUN	65.25	51.00	51.00	16.00	.00	51.00	.0%
03406541 552000 MISC SUPPL	437.27	1,000.00	1,000.00	.00	.00	1,000.00	.0%
03406541 552020 GAS/OIL&LU	7,261.41	12,000.00	12,000.00	5,492.52	.00	12,000.00	.0%
03406541 552023 SIGN MAT	37,666.68	40,000.00	39,175.00	28,256.20	.00	40,000.00	.0%
03406541 552030 JANITOR SU	.00	200.00	200.00	198.91	.00	200.00	.0%
03406541 552051 SAFETY APP	250.00	750.00	750.00	350.54	.00	750.00	.0%
03406541 552640 EQUIP<\$750	.00	1,000.00	1,000.00	677.11	.00	1,000.00	.0%
03406541 552646 SOFTWARE	795.00	.00	.00	.00	.00	.00	.0%
03406541 554000 DUES/SUBSC	150.00	240.00	240.00	235.00	.00	255.00	6.3%
03406541 563191 14SSR SIGNAL REL	10,786.45	.00	.00	.00	.00	.00	.0%
03406541 564000 EQUIPMENT	799.00	.00	.00	.00	.00	.00	.0%
03406541 564001 FRP EQ\$5000 OG	.00	.00	40,800.00	38,942.27	.00	.00	.0%
TOTAL TRAFFIC DEPARTMENT	278,944.93	297,386.00	338,628.00	296,029.84	.00	292,623.00	-1.6%
03420541 ENGINEERING SERVICES							
03420541 512000 REG SALARY	506,224.22	527,426.00	527,426.00	503,419.61	.00	541,308.00	2.6%
03420541 513000 SALARY-N/R	.00	3,200.00	3,200.00	2,990.00	.00	.00	-100.0%
03420541 514000 OVERTIME	241.54	2,000.00	2,000.00	.00	.00	5,500.00	175.0%
03420541 521010 FICA TAXES	30,549.29	33,023.00	33,023.00	30,852.43	.00	33,902.00	2.7%
03420541 521020 MEDICARE T	7,144.49	7,723.00	7,723.00	7,236.62	.00	7,929.00	2.7%
03420541 522000 RETIREMENT	46,049.05	47,883.00	47,883.00	45,556.01	.00	46,160.00	-3.6%
03420541 523010 L & H INS	65,984.49	76,007.00	76,007.00	57,766.15	.00	74,525.00	-1.9%

09/28/2016 12:04
6235cwoo

BOARD OF COMMISSIONERS
NEXT YEAR / CURRENT YEAR BUDGET ANALYSIS

P 39
bgnyrpts

PROJECTION: 20171 2016/2017 BUDGET

FOR PERIOD 99

ACCOUNTS FOR:

CNTY TRANSPORTATION FUND	2015 ACTUAL	2016 ORIG BUD	2016 REVISED BUD	2016 ACTUAL	2016 PROJECTION	2017 FINAL	PCT CHANGE
03420541 524010 WKRS COMP	9,561.71	14,908.00	14,908.00	10,004.79	.00	17,492.00	17.3%
03420541 531000 PROF SERVI	.00	9,500.00	2,350.00	2,350.00	.00	.00	-100.0%
03420541 531000 CLFPK PROF SVCS	.00	.00	.00	.00	.00	12,000.00	.0%
03420541 531031 EMPLOY PHY	.00	80.00	80.00	.00	.00	160.00	100.0%
03420541 531035 DRUG TEST	.00	70.00	70.00	50.00	.00	100.00	42.9%
03420541 531400 BVRPL PS-ENGINEE	.00	62,500.00	62,500.00	.00	.00	62,500.00	.0%
03420541 531400 MTP PS-ENGINEE	2,107.00	.00	.00	.00	.00	.00	.0%
03420541 531402 PS-SURVEY	.00	4,000.00	11,400.00	11,400.00	.00	4,000.00	.0%
03420541 531402 MMAPS PS-SURYEY	.00	45,650.00	45,650.00	.00	.00	45,650.00	.0%
03420541 534000 OT CONT SV	95.04	104.00	104.00	84.05	.00	3,624.00	3384.6%
03420541 540000 TRAVEL & P	4,026.50	4,415.00	2,415.00	2,357.05	.00	7,605.00	72.3%
03420541 541000 COMMUNICAT	2,527.82	2,332.00	2,732.00	2,346.67	.00	2,955.00	26.7%
03420541 542000 FREIG/POST	490.94	1,000.00	979.00	352.27	.00	1,000.00	.0%
03420541 543000 UTILITY SE	6,750.11	7,000.00	7,000.00	5,639.48	.00	7,000.00	.0%
03420541 543040 UTIL-TRAFF	11,330.98	18,025.00	18,025.00	11,651.95	.00	18,025.00	.0%
03420541 544000 RENTALS/LE	3,184.31	3,500.00	3,500.00	2,825.62	.00	5,108.00	45.9%
03420541 545000 INSURANCE	8,766.79	16,355.00	16,355.00	6,426.44	.00	21,100.00	29.0%
03420541 546000 REPAIRS &	44,924.37	10,000.00	10,000.00	3,541.17	.00	10,000.00	.0%
03420541 546020 MAIN SVC C	2,128.64	3,625.00	3,625.00	1,664.79	.00	17,625.00	386.2%
03420541 546560 R&M-TR S&S	2,215.22	1,500.00	3,250.00	2,459.00	.00	2,000.00	33.3%
03420541 546570 SIDEWALK M	50,000.00	50,000.00	50,000.00	49,999.00	.00	50,000.00	.0%
03420541 547000 PRINTING &	1,247.54	500.00	650.00	334.86	.00	500.00	.0%
03420541 549000 OTHER CURR	1,569.77	1,780.00	1,111.00	106.30	.00	1,700.00	-4.5%
03420541 549002 ADVERTISIN	947.94	1,500.00	1,500.00	843.32	.00	1,500.00	.0%
03420541 549081 BACKGROUND	126.00	400.00	400.00	64.00	.00	400.00	.0%
03420541 549403 INS CLAIMS	1,000.00	.00	.00	.00	.00	.00	.0%
03420541 551000 OFFICE SUP	2,489.49	2,300.00	2,500.00	2,090.11	.00	2,300.00	.0%
03420541 552000 MISCELLANE	1,981.93	2,500.00	2,750.00	2,633.05	.00	2,500.00	.0%
03420541 552020 GAS, OIL &	9,402.54	18,000.00	13,800.00	5,670.23	.00	15,000.00	-16.7%
03420541 552022 SIGNAL MAT	717.99	2,000.00	2,000.00	959.03	.00	2,000.00	.0%
03420541 552040 SMALL TOOL	336.56	500.00	500.00	395.20	.00	500.00	.0%
03420541 552051 SAFETY APP	2,746.32	1,900.00	1,900.00	424.58	.00	2,500.00	31.6%
03420541 552640 EQUIPMENT	1,091.23	2,300.00	4,500.00	3,522.07	.00	2,850.00	23.9%
03420541 552646 SOFTWARE	.00	1,000.00	1,000.00	949.00	.00	2,644.00	164.4%
03420541 554000 DUES/SUBSC	1,787.35	2,068.00	2,068.00	685.99	.00	2,340.00	13.2%
03420541 555000 TRAINING	4,850.00	6,007.00	6,007.00	4,912.00	.00	6,520.00	8.5%
03420541 561008 MNRTL ROW ACQUIS	.00	.00	.00	.00	.00	100,000.00	.0%
03420541 564000 EQUIPMENT	3,674.83	1,700.00	2,950.00	2,071.60	.00	3,450.00	102.9%
03420541 564001 EQ\$5000 OG	.00	13,000.00	13,000.00	11,405.50	.00	.00	-100.0%
03420541 564001 FRP EQ\$5000 OG	28,199.48	52,800.00	53,219.00	53,218.95	.00	27,800.00	-47.3%
03420541 564002 FRP EQ50000 OG	105,489.67	.00	.00	.00	.00	.00	.0%
TOTAL ENGINEERING SERVICES	971,961.15	1,062,081.00	1,062,060.00	851,258.89	.00	1,171,772.00	10.3%
03420582 ENGINEERING SERVICES							
03420582 591910 CLERK TR-CONS OF	.00	.00	21.00	20.70	.00	.00	.0%

09/28/2016 12:04
6235cwoo

BOARD OF COMMISSIONERS
NEXT YEAR / CURRENT YEAR BUDGET ANALYSIS

P 40
bgnyrpts

PROJECTION: 20171 2016/2017 BUDGET

FOR PERIOD 99

ACCOUNTS FOR:

CNTY TRANSPORTATION FUND	2015 ACTUAL	2016 ORIG BUD	2016 REVISED BUD	2016 ACTUAL	2016 PROJECTION	2017 FINAL	PCT CHANGE
TOTAL ENGINEERING SERVICES	.00	.00	21.00	20.70	.00	.00	.0%
03491549 CTY TRANS MAINTENANCE							
03491549 512000 REG SALARY	261,613.31	269,390.00	269,390.00	219,630.68	.00	272,884.00	1.3%
03491549 512002 SAL ON CAL	.00	.00	50.00	50.00	.00	.00	.0%
03491549 514000 OVERTIME	1,518.38	6,000.00	5,950.00	2,051.12	.00	6,000.00	.0%
03491549 521010 FICA TAXES	15,110.08	17,074.00	17,074.00	12,578.79	.00	17,291.00	1.3%
03491549 521020 MEDICARE T	3,533.84	3,993.00	3,993.00	2,941.63	.00	4,044.00	1.3%
03491549 522000 RETIREMENT	17,663.69	19,993.00	19,993.00	18,218.83	.00	23,199.00	16.0%
03491549 523010 L & H INS	43,395.60	50,241.00	50,241.00	42,413.44	.00	42,300.00	-15.8%
03491549 524010 WKRS COMP	5,207.23	7,918.00	7,918.00	5,170.55	.00	7,795.00	-1.6%
03491549 531000 PROF SVCS	462.00	.00	.00	.00	.00	.00	.0%
03491549 531031 EMPLOY PHY	.00	80.00	80.00	.00	.00	80.00	.0%
03491549 531035 DRUG TEST	50.00	250.00	250.00	.00	.00	250.00	.0%
03491549 534000 OT CONT SV	2,320.00	.00	2,320.00	2,320.00	.00	2,320.00	.0%
03491549 541000 COMMUNICAT	1,218.10	2,880.00	2,880.00	1,014.17	.00	2,880.00	.0%
03491549 542000 FREIG/POST	6.35	50.00	50.00	.00	.00	50.00	.0%
03491549 543000 UTILITY SE	1,509.71	2,374.00	2,374.00	2,039.26	.00	2,374.00	.0%
03491549 545000 INSURANCE	872.73	930.00	930.00	608.63	.00	1,050.00	12.9%
03491549 546000 REPAIRS &	302,148.37	316,800.00	313,853.00	243,633.79	.00	316,800.00	.0%
03491549 546030 R&M-BLDGS	.00	.00	5,205.00	5,204.83	.00	.00	.0%
03491549 547000 PRINT&BIND	173.00	250.00	250.00	.00	.00	250.00	.0%
03491549 549000 OTHER CURR	276.00	500.00	500.00	193.25	.00	1,000.00	100.0%
03491549 549081 BACKGROUND	48.00	.00	48.00	48.00	.00	.00	.0%
03491549 551000 OFFICE SUP	648.09	750.00	750.00	509.59	.00	750.00	.0%
03491549 552000 MISCELLANE	9,899.57	10,000.00	10,000.00	5,147.71	.00	10,000.00	.0%
03491549 552020 GAS, OIL &	23,955.84	36,404.00	36,404.00	34,250.04	.00	37,404.00	2.7%
03491549 552030 JANITORIAL	366.36	1,500.00	1,500.00	790.01	.00	500.00	-66.7%
03491549 552040 SMALL TOOL	2,686.76	3,000.00	3,000.00	2,636.92	.00	3,000.00	.0%
03491549 552041 TOOL ALLW	2,954.49	3,000.00	3,000.00	2,901.76	.00	3,000.00	.0%
03491549 552640 EQUIPMENT	6,778.81	5,000.00	3,805.00	3,387.68	.00	5,000.00	.0%
03491549 554000 DUES/SUBSC	137.49	183.00	183.00	144.99	.00	183.00	.0%
03491549 555000 TRAINING	.00	1,100.00	1,100.00	.00	.00	1,100.00	.0%
03491549 564000 EQUIPMENT	.00	.00	1,569.00	1,568.77	.00	11,000.00	.0%
03491549 564001 EQ\$5000 OG	.00	47,647.00	47,647.00	34,502.79	.00	9,000.00	-81.1%
TOTAL CTY TRANS MAINTENANCE	704,553.80	807,307.00	812,307.00	643,957.23	.00	781,504.00	-3.2%
03493549 FLEET POOL							
03493549 545000 INSURANCE	747.97	1,000.00	1,000.00	556.35	.00	1,000.00	.0%
03493549 546000 RPR&MAINT	621.89	5,000.00	5,000.00	1,233.69	.00	5,000.00	.0%

09/28/2016 12:04
6235cwoo

BOARD OF COMMISSIONERS
NEXT YEAR / CURRENT YEAR BUDGET ANALYSIS

P 42
bgnyrpts

PROJECTION: 20171 2016/2017 BUDGET

FOR PERIOD 99

ACCOUNTS FOR:

MUNICIPAL SERVICE FUND	2015 ACTUAL	2016 ORIG BUD	2016 REVISED BUD	2016 ACTUAL	2016 PROJECTION	2017 FINAL	PCT CHANGE
04005562 531033 PTC16 VET-STERIL	.00	.00	28,500.00	28,500.00	.00	.00	.0%
04005562 549000 PTC16 OT CUR CHG	.00	.00	1,500.00	1,462.35	.00	.00	.0%
TOTAL ANIMAL CONTROL GRANTS	71,138.00	.00	30,000.00	29,962.35	.00	.00	.0%
<hr/>							
04031582 SHERIFF							
04031582 591910 SHERF TR-CONS OF	2,800,000.00	2,800,000.00	2,800,000.00	2,800,000.00	.00	2,800,000.00	.0%
TOTAL SHERIFF	2,800,000.00	2,800,000.00	2,800,000.00	2,800,000.00	.00	2,800,000.00	.0%
<hr/>							
04051582 TAX COLLECTOR-TRANS OUT							
04051582 591910 TAXCO TC COMMISS	151,377.89	158,124.00	159,424.00	159,360.64	.00	169,755.00	7.4%
TOTAL TAX COLLECTOR-TRANS OU	151,377.89	158,124.00	159,424.00	159,360.64	.00	169,755.00	7.4%
<hr/>							
04099581 TRANSFER OUT							
04099581 591650 SHADM T0-CP-EOC	.00	942,067.00	942,067.00	942,067.00	.00	.00	-100.0%
04099581 591680 ST71 TO-CP-SADL	.00	.00	.00	.00	.00	643,000.00	.0%
TOTAL TRANSFER OUT	.00	942,067.00	942,067.00	942,067.00	.00	643,000.00	-31.7%
<hr/>							
04222522 FIRE INSPECTOR							
04222522 512000 REG SALARY	50,134.25	51,219.00	50,100.00	30,035.39	.00	85,983.00	67.9%
04222522 515000 SP PAY-N/R	880.00	1,320.00	1,320.00	495.00	.00	.00	-100.0%
04222522 521010 FICA TAXES	3,062.19	3,257.00	3,257.00	1,833.74	.00	5,331.00	63.7%
04222522 521020 MEDICARE T	716.16	762.00	762.00	428.81	.00	1,247.00	63.6%
04222522 522000 RETIREMENT	8,413.38	11,289.00	11,289.00	6,786.49	.00	19,131.00	69.5%
04222522 523010 L & H INS	7,221.60	7,168.00	7,168.00	2,388.96	.00	14,078.00	96.4%
04222522 524010 WKRS COMP	703.54	1,065.00	1,065.00	695.46	.00	926.00	-13.1%
04222522 525000 UNEMP COMP	882.10	.00	1,119.00	1,118.16	.00	.00	.0%
04222522 531031 EMPLOY PHY	437.00	437.00	.00	.00	.00	908.00	107.8%
04222522 531035 DRUG TEST	.00	25.00	25.00	.00	.00	50.00	100.0%
04222522 540000 TRAVEL & P	1,040.26	2,130.00	460.00	460.00	.00	1,800.00	-15.5%
04222522 541000 COMMUNICAT	480.84	588.00	588.00	427.44	.00	588.00	.0%
04222522 542000 FREIG/POST	300.79	250.00	250.00	61.78	.00	250.00	.0%
04222522 544000 RENTALS/LE	119.19	150.00	150.00	28.31	.00	100.00	-33.3%
04222522 545000 INSURANCE	44.26	95.00	95.00	13.42	.00	125.00	31.6%
04222522 546000 REPAIRS &	4,542.11	3,500.00	409.00	408.73	.00	3,500.00	.0%
04222522 546020 MAIN SVC C	3,104.00	3,150.00	3,150.00	2,867.00	.00	3,150.00	.0%
04222522 547000 PRINTING &	.00	.00	108.00	107.50	.00	.00	.0%

09/28/2016 12:04
6235cwo

BOARD OF COMMISSIONERS
NEXT YEAR / CURRENT YEAR BUDGET ANALYSIS

P 43
bgnyrpts

PROJECTION: 20171 2016/2017 BUDGET

FOR PERIOD 99

ACCOUNTS FOR:

MUNICIPAL SERVICE FUND	2015 ACTUAL	2016 ORIG BUD	2016 REVISED BUD	2016 ACTUAL	2016 PROJECTION	2017 FINAL	PCT CHANGE
04222522 549000 OTHER CURR	2,251.81	5,500.00	2,500.00	1,508.37	.00	5,500.00	.0%
04222522 549002 ADVERTISIN	.00	.00	236.00	235.70	.00	.00	.0%
04222522 549081 BACKGROUND	8.00	.00	100.00	.00	.00	292.00	.0%
04222522 549224 FP WEEK	916.95	.00	83.00	.00	.00	.00	.0%
04222522 551000 OFFICE SUP	70.80	400.00	81.00	80.99	.00	400.00	.0%
04222522 552000 MISCELLANE	292.08	700.00	115.00	114.72	.00	700.00	.0%
04222522 552020 GAS, OIL &	1,535.14	2,800.00	964.00	461.96	.00	2,800.00	.0%
04222522 552040 TOOLS&SMI	.00	400.00	.00	.00	.00	400.00	.0%
04222522 552050 UNIFORMS	240.16	400.00	850.00	849.90	.00	500.00	25.0%
04222522 552640 EQUIPMENT	.00	1,799.00	1,390.00	1,389.59	.00	855.00	-52.5%
04222522 552646 SOFTWARE	.00	449.00	449.00	.00	.00	.00	-100.0%
04222522 554000 DUES/SUBSC	2,100.22	4,491.00	2,965.00	2,964.50	.00	1,860.00	-58.6%
04222522 555000 TRAINING	365.00	2,500.00	275.00	275.00	.00	2,300.00	-8.0%
04222522 564000 EQUIPMENT	799.25	.00	.00	.00	.00	.00	.0%
TOTAL FIRE INSPECTOR	90,661.08	105,844.00	91,323.00	56,036.92	.00	152,774.00	44.3%
04222581 FIRE INSPECTOR-TRANS OUT							
04222581 591010 COST ALLOC	2,626.00	2,626.00	2,626.00	2,626.00	.00	2,626.00	.0%
TOTAL FIRE INSPECTOR-TRANS O	2,626.00	2,626.00	2,626.00	2,626.00	.00	2,626.00	.0%
04223522 FIRE DEPT-NCBCC							
04223522 512000 REG SALARY	2,848,359.25	2,887,099.00	2,887,099.00	2,759,186.51	.00	3,043,524.00	5.4%
04223522 512001 HHERM SAL-EMERG	.00	.00	.00	388.95	.00	.00	.0%
04223522 514000 OVERTIME	930,471.11	812,093.00	812,093.00	833,756.54	.00	849,118.00	4.6%
04223522 514001 HHERM OT-EMERGEN	.00	.00	.00	1,729.75	.00	.00	.0%
04223522 514002 OT-GARCIA	217,046.42	347,449.00	347,449.00	208,559.28	.00	363,290.00	4.6%
04223522 515000 SP PAY-N/R	9,840.00	8,520.00	10,950.00	10,440.00	.00	10,440.00	22.5%
04223522 521010 FICA TAXES	239,070.17	251,420.00	251,420.00	222,680.57	.00	264,515.00	5.2%
04223522 521010 HHERM FICA TAXES	.00	.00	.00	126.58	.00	.00	.0%
04223522 521020 MEDICARE T	56,269.15	58,800.00	58,800.00	52,825.13	.00	61,862.00	5.2%
04223522 521020 HHERM MEDICARE T	.00	.00	.00	29.59	.00	.00	.0%
04223522 522000 RETIREMENT	803,074.91	892,934.00	892,934.00	830,604.58	.00	962,024.00	7.7%
04223522 522000 HHERM RETIREMENT	.00	.00	.00	478.19	.00	.00	.0%
04223522 523010 L & H INS	496,500.05	483,521.00	483,521.00	488,857.43	.00	487,245.00	.8%
04223522 523010 HHERM L & H INS	.00	.00	.00	187.00	.00	.00	.0%
04223522 524010 WKRS COMP	115,071.59	186,129.00	183,699.00	121,544.45	.00	200,728.00	7.8%
04223522 531031 EMPLOYEE P	22,283.68	21,413.00	25,595.00	25,426.00	.00	23,154.00	8.1%
04223522 531035 DRUG TEST	201.00	600.00	963.00	437.50	.00	625.00	4.2%
04223522 540000 TRAVEL & P	912.00	1,980.00	1,980.00	1,878.32	.00	1,980.00	.0%
04223522 541040 COM-COMPUT	9,746.38	11,025.00	10,225.00	9,571.87	.00	11,010.00	-.1%

09/28/2016 12:04
6235cwoo

BOARD OF COMMISSIONERS
NEXT YEAR / CURRENT YEAR BUDGET ANALYSIS

P 44
bgnrypts

PROJECTION: 20171 2016/2017 BUDGET

FOR PERIOD 99

ACCOUNTS FOR:

MUNICIPAL SERVICE FUND	2015 ACTUAL	2016 ORIG BUD	2016 REVISED BUD	2016 ACTUAL	2016 PROJECTION	2017 FINAL	PCT CHANGE
04223522 542000 FREIG/POST	269.34	500.00	500.00	257.60	.00	600.00	20.0%
04223522 543000 UTILITY SE	45,606.33	53,070.00	41,512.00	40,614.21	.00	51,192.00	-3.5%
04223522 544030 RENT-CULLI	569.42	936.00	981.00	898.47	.00	936.00	.0%
04223522 545000 INSURANCE	16,865.65	17,170.00	17,170.00	15,886.74	.00	20,215.00	17.7%
04223522 546000 REPAIRS &	310,738.39	200,000.00	321,462.00	314,060.20	.00	200,000.00	.0%
04223522 546020 MAIN SVC C	7,025.45	28,436.00	13,836.00	8,322.92	.00	30,911.00	8.7%
04223522 546030 AIRRP R&M-BLDGS	.00	.00	.00	.00	.00	11,200.00	.0%
04223522 546030 DUCT R&M-BLDGS	.00	.00	.00	.00	.00	690.00	.0%
04223522 549000 OTHER CURR	2,367.16	1,700.00	1,700.00	1,465.88	.00	1,000.00	-41.2%
04223522 549002 ADVERTISIN	.00	500.00	500.00	371.75	.00	500.00	.0%
04223522 549081 BACKGROUND	412.50	325.00	725.00	507.25	.00	916.00	181.8%
04223522 551000 OFFICE SUP	1,190.40	1,500.00	1,500.00	803.72	.00	1,500.00	.0%
04223522 552000 MISCELLANE	12,348.16	23,940.00	23,940.00	16,510.49	.00	23,940.00	.0%
04223522 552020 GAS, OIL &	63,689.70	109,250.00	44,850.00	39,467.52	.00	109,250.00	.0%
04223522 552040 TOOLS&SMI	85.37	500.00	500.00	255.43	.00	500.00	.0%
04223522 552050 UNIFORMS	13,879.67	22,500.00	15,500.00	15,148.33	.00	23,000.00	2.2%
04223522 552222 BUNKER GEA	20,950.35	34,600.00	30,100.00	21,169.69	.00	25,600.00	-26.0%
04223522 552640 EQUIPMENT	16,881.10	16,980.00	15,547.00	10,853.55	.00	18,980.00	11.8%
04223522 552640 FRP EQUIP<\$750	.00	.00	12,611.00	9,962.31	.00	.00	.0%
04223522 552646 SOFTWARE	.00	1,200.00	1,200.00	.00	.00	1,500.00	25.0%
04223522 554000 DUES/SUBSC	2,294.76	2,945.00	663.00	651.37	.00	5,285.00	79.5%
04223522 555000 TRAINING	15,705.42	27,540.00	17,995.00	17,979.47	.00	31,998.00	16.2%
04223522 562300 ST20 BLDG-F&R	.00	.00	.00	.00	.00	43,929.00	.0%
04223522 562300 ST30 BLDG-F&R	.00	20,000.00	12,154.00	3,587.94	.00	.00	-100.0%
04223522 562300 ST40 BLDG-F&R	.00	.00	10,100.00	9,129.57	.00	.00	.0%
04223522 562300 ST70 BLDG-F&R	.00	10,000.00	28,353.00	27,119.00	.00	.00	-100.0%
04223522 562300 ST90 BLDG-F&R	.00	100,000.00	36,591.00	3,888.55	.00	.00	-100.0%
04223522 562303 ST 70 IMPR	23,744.30	.00	.00	.00	.00	.00	.0%
04223522 564000 EQUIPMENT	7,890.20	7,196.00	7,196.00	4,678.61	.00	7,995.00	11.1%
04223522 564000 FRP EQUIPMENT	.00	.00	11,727.00	.00	.00	.00	.0%
04223522 564000 ST70 EQUIPMENT	1,386.78	.00	.00	.00	.00	.00	.0%
04223522 564001 EQ\$5000 OG	.00	6,000.00	6,000.00	.00	.00	6,000.00	.0%
04223522 564001 FRP EQ\$5000 OG	7,076.13	.00	.00	.00	.00	.00	.0%
04223522 564001 ROUTR EQ\$5000 OG	.00	.00	.00	.00	.00	12,650.00	.0%
04223522 564002 FRP EQ50000 OG	.00	834,488.00	814,420.00	814,389.63	.00	469,000.00	-43.8%
TOTAL FIRE DEPT-NCBCC	6,319,822.29	7,484,259.00	7,456,061.00	6,946,688.44	.00	7,378,802.00	-1.4%
04223581 FIRE-TRANSFER OUT-OTHER FUNDS							
04223581 591010 COST ALLOC	60,781.00	60,781.00	60,781.00	60,781.00	.00	60,781.00	.0%
TOTAL FIRE-TRANSFER OUT-OTHE	60,781.00	60,781.00	60,781.00	60,781.00	.00	60,781.00	.0%
04224522 FIRE DEPT-VOLUNTEER							
04224522 524010 WKRS COMP	6,166.06	10,000.00	6,531.00	6,530.11	.00	10,000.00	.0%

09/28/2016 12:04
6235cwoo

BOARD OF COMMISSIONERS
NEXT YEAR / CURRENT YEAR BUDGET ANALYSIS

P 45
bgnyrpts

PROJECTION: 20171 2016/2017 BUDGET

FOR PERIOD 99

ACCOUNTS FOR:

MUNICIPAL SERVICE FUND	2015 ACTUAL	2016 ORIG BUD	2016 REVISED BUD	2016 ACTUAL	2016 PROJECTION	2017 FINAL	PCT CHANGE
04224522 531035 NOAKS DRUG TEST	35.00	.00	.00	.00	.00	.00	.0%
04224522 541000 NOAKS COMMUNICAT	2,008.01	.00	1,112.00	1,111.88	.00	.00	.0%
04224522 541000 RROAD COMMUNICAT	1,275.02	.00	.00	.00	.00	.00	.0%
04224522 543000 NOAKS UTILITY SV	1,269.57	.00	1,673.00	1,672.09	.00	.00	.0%
04224522 543000 RROAD UTILITY SV	2,468.14	.00	.00	.00	.00	.00	.0%
04224522 545000 INSURANCE	1,667.82	5,000.00	3,000.00	2,531.63	.00	5,000.00	.0%
04224522 546000 NOAKS RPR&MAINT	4,496.86	.00	2,345.00	2,344.43	.00	.00	.0%
04224522 549000 OT CUR CHG	.00	254,230.00	249,100.00	.00	.00	254,230.00	.0%
04224522 552000 NOAKS MISC SUPPL	161.44	.00	.00	.00	.00	.00	.0%
04224522 552020 NOAKS GAS/OIL&LU	418.14	.00	.00	.00	.00	.00	.0%
04224522 552640 NOAKS EQUIP<\$750	245.98	.00	.00	.00	.00	.00	.0%
04224522 564000 NOAKS EQUIPMENT	1,275.00	.00	.00	.00	.00	.00	.0%
TOTAL FIRE DEPT-VOLUNTEER	21,487.04	269,230.00	263,761.00	14,190.14	.00	269,230.00	.0%
04224581 FIRE DEPTS-VOLUNTEER-TRANS OUT							
04224581 591010 COST ALLOC	4,015.00	4,015.00	4,015.00	4,015.00	.00	4,015.00	.0%
TOTAL FIRE DEPTS-VOLUNTEER-T	4,015.00	4,015.00	4,015.00	4,015.00	.00	4,015.00	.0%
04243524 CODE ENFORCEMENT							
04243524 512000 REG SALARY	174,572.20	172,905.00	172,905.00	166,977.05	.00	176,153.00	1.9%
04243524 521010 FICA TAXES	9,918.29	10,720.00	10,720.00	9,850.20	.00	10,921.00	1.9%
04243524 521020 MEDICARE T	2,319.61	2,507.00	2,507.00	2,303.72	.00	2,554.00	1.9%
04243524 522000 RETIREMENT	12,545.28	12,553.00	12,553.00	12,118.36	.00	13,247.00	5.5%
04243524 523010 L & H INS	37,270.15	36,810.00	36,810.00	29,593.92	.00	29,071.00	-21.0%
04243524 524010 WKRS COMP	1,516.85	2,318.00	2,318.00	1,513.69	.00	2,348.00	1.3%
04243524 534000 OT CONT SV	41.28	71.00	71.00	36.51	.00	71.00	.0%
04243524 540000 TRAVEL & P	1,279.97	3,642.00	3,642.00	598.59	.00	3,697.00	1.5%
04243524 541000 COMMUNICAT	933.14	1,368.00	1,368.00	598.05	.00	1,805.00	31.9%
04243524 542000 FREIG/POST	2,000.98	3,000.00	2,960.00	822.05	.00	3,000.00	.0%
04243524 543000 UTILITY SE	2,299.69	2,856.00	2,856.00	1,922.15	.00	2,900.00	1.5%
04243524 544000 RENTALS/LE	3,129.73	3,432.00	3,432.00	2,805.16	.00	3,432.00	.0%
04243524 545000 INSURANCE	1,305.33	1,440.00	1,440.00	1,221.94	.00	1,555.00	8.0%
04243524 546000 REPAIRS &	2,296.90	2,000.00	1,932.00	749.40	.00	2,000.00	.0%
04243524 546020 MAIN SVC C	933.41	2,224.00	2,224.00	601.16	.00	2,762.00	24.2%
04243524 547000 PRINTING &	294.30	1,000.00	1,000.00	833.79	.00	1,000.00	.0%
04243524 549000 OTHER CURR	1,010.80	1,000.00	1,000.00	933.00	.00	1,545.00	54.5%
04243524 549002 ADVERTISIN	.00	500.00	500.00	.00	.00	500.00	.0%
04243524 549081 BACKGROUND	16.00	100.00	100.00	16.00	.00	100.00	.0%
04243524 551000 OFFICE SUP	.00	700.00	680.00	.00	.00	700.00	.0%
04243524 552000 MISCELLANE	1,495.98	2,000.00	1,509.00	1,292.78	.00	2,000.00	.0%

09/28/2016 12:04
6235cwoo

BOARD OF COMMISSIONERS
NEXT YEAR / CURRENT YEAR BUDGET ANALYSIS

P 46
bgnyrpts

PROJECTION: 20171 2016/2017 BUDGET

FOR PERIOD 99

ACCOUNTS FOR:

MUNICIPAL SERVICE FUND	2015 ACTUAL	2016 ORIG BUD	2016 REVISED BUD	2016 ACTUAL	2016 PROJECTION	2017 FINAL	PCT CHANGE
04243524 552002 TAPE SUPP	35.96	.00	.00	.00	.00	.00	.0%
04243524 552020 GAS, OIL &	3,409.10	6,000.00	5,400.00	2,301.22	.00	6,000.00	.0%
04243524 552040 TOOLS&SMI	.00	100.00	100.00	.00	.00	200.00	100.0%
04243524 552050 UNIFORMS	253.00	480.00	480.00	69.00	.00	490.00	2.1%
04243524 552051 SAFETY APP	35.84	150.00	150.00	65.36	.00	150.00	.0%
04243524 552640 EQUIPMENT	500.68	700.00	720.00	564.54	.00	886.00	26.6%
04243524 554000 DUES/SUBSC	282.49	361.00	401.00	381.50	.00	366.00	1.4%
04243524 555000 TRAINING	915.00	1,465.00	1,465.00	375.00	.00	1,525.00	4.1%
04243524 564000 EQUIPMENT	1,736.87	1,638.00	1,638.00	852.83	.00	1,894.00	15.6%
04243524 564001 FRP EQ\$5000 OG	.00	23,400.00	24,559.00	24,552.55	.00	21,000.00	-10.3%
TOTAL CODE ENFORCEMENT	262,348.83	297,440.00	297,440.00	263,949.52	.00	293,872.00	-1.2%
04243581 CODE ENF-TRANS TO OTHER FUNDS							
04243581 591010 COST ALLOC	4,948.00	4,948.00	4,948.00	4,948.00	.00	4,948.00	.0%
TOTAL CODE ENF-TRANS TO OTHE	4,948.00	4,948.00	4,948.00	4,948.00	.00	4,948.00	.0%
04243582 CODE ENFORCEMENT-TRANS OUT							
04243582 591910 CLERK REC F-LIEN	510.70	932.00	932.00	211.50	.00	932.00	.0%
TOTAL CODE ENFORCEMENT-TRANS	510.70	932.00	932.00	211.50	.00	932.00	.0%
04247515 PLANNING/ ECONOMIC OPPORTUNITY							
04247515 512000 REG SALARY	352,615.21	357,359.00	354,559.00	322,250.63	.00	394,511.00	10.4%
04247515 514000 OVERTIME	21.73	.00	950.00	927.26	.00	175.00	.0%
04247515 521010 FICA TAXES	21,465.17	22,156.00	22,156.00	19,630.32	.00	24,471.00	10.4%
04247515 521020 MEDICARE T	5,020.12	5,182.00	5,182.00	4,591.02	.00	5,723.00	10.4%
04247515 522000 RETIREMENT	25,029.74	25,944.00	25,944.00	23,644.96	.00	29,680.00	14.4%
04247515 523010 L & H INS	50,836.68	53,327.00	53,327.00	44,798.00	.00	49,273.00	-7.6%
04247515 524010 WKRS COMP	3,511.56	5,399.00	5,399.00	3,525.61	.00	7,569.00	40.2%
04247515 531025 NEFRPC-COM	.00	1,000.00	200.00	112.50	.00	6,500.00	550.0%
04247515 531404 PS-CH.177	5,040.00	6,500.00	8,460.00	8,640.00	.00	15,000.00	130.8%
04247515 534000 OT CONT SV	58.56	238.00	238.00	51.79	.00	243.00	2.1%
04247515 540000 TRAVEL & P	974.65	.00	.00	.00	.00	.00	.0%
04247515 540040 T/PD PZ BD	3,218.61	4,355.00	4,355.00	4,122.29	.00	5,065.00	16.3%
04247515 540041 TR-CU&V	647.51	1,209.00	1,209.00	364.50	.00	1,421.00	17.5%
04247515 541000 COMMUNICAT	167.01	564.00	224.00	157.32	.00	564.00	.0%
04247515 542000 FREIG/POST	1,320.86	700.00	700.00	593.66	.00	1,300.00	85.7%
04247515 543000 UTILITY SV	3,277.78	3,840.00	3,840.00	2,739.61	.00	3,917.00	2.0%
04247515 544000 RENT&LEASE	3,317.28	2,939.00	3,279.00	3,035.08	.00	3,320.00	13.0%

09/28/2016 12:04
6235cwoo

BOARD OF COMMISSIONERS
NEXT YEAR / CURRENT YEAR BUDGET ANALYSIS

P 47
bgnyrpts

PROJECTION: 20171 2016/2017 BUDGET

FOR PERIOD 99

ACCOUNTS FOR:

MUNICIPAL SERVICE FUND	2015 ACTUAL	2016 ORIG BUD	2016 REVISED BUD	2016 ACTUAL	2016 PROJECTION	2017 FINAL	PCT CHANGE
04247515 545000 INSURANCE	1,256.60	1,590.00	1,590.00	997.72	.00	1,543.00	-3.0%
04247515 546000 REPAIRS &	59.24	100.00	100.00	56.34	.00	100.00	.0%
04247515 546020 MAIN SVC C	3,168.72	4,011.00	4,011.00	2,693.52	.00	3,282.00	-18.2%
04247515 547000 PRINTING &	.00	200.00	50.00	.00	.00	1,200.00	500.0%
04247515 549000 OTHER CURR	123.90	500.00	350.00	235.50	.00	8,670.00	1634.0%
04247515 549002 ADVERTISIN	8,307.16	10,000.00	9,000.00	6,544.91	.00	15,000.00	50.0%
04247515 549004 TEMP SVC	.00	.00	2,000.00	236.00	.00	1,000.00	.0%
04247515 549015 NEFRPC	28,523.29	30,882.00	30,882.00	30,881.61	.00	31,380.00	1.6%
04247515 549026 BAILIF-OCC	2,497.50	1,800.00	3,245.00	2,865.00	.00	3,200.00	77.8%
04247515 549081 BACKGROUND	86.95	35.00	35.00	.00	.00	35.00	.0%
04247515 549121 P&Z COMMIT	16,800.00	19,800.00	19,800.00	16,350.00	.00	19,800.00	.0%
04247515 549125 CUEB	2,850.00	5,000.00	2,800.00	1,575.00	.00	5,000.00	.0%
04247515 551000 OFFICE SUP	2,058.80	2,000.00	2,000.00	1,970.89	.00	2,000.00	.0%
04247515 552000 MISCELLANE	908.88	700.00	900.00	584.68	.00	1,960.00	180.0%
04247515 552020 GAS, OIL &	101.69	400.00	400.00	69.37	.00	400.00	.0%
04247515 552640 EQUIPMENT	714.23	500.00	980.00	714.55	.00	500.00	.0%
04247515 552646 SOFTWARE	.00	130.00	1,630.00	1,451.58	.00	130.00	.0%
04247515 554000 DUES/SUBSC	1,752.97	2,200.00	2,220.00	1,940.90	.00	3,896.00	77.1%
04247515 555000 TRAINING	655.00	2,000.00	3,555.00	3,360.42	.00	9,451.00	372.6%
04247515 564000 EQUIPMENT	3,260.67	1,300.00	250.00	.00	.00	1,500.00	15.4%
TOTAL PLANNING/ ECONOMIC OPP	549,648.07	573,860.00	575,820.00	511,712.54	.00	658,779.00	14.8%
04247581 PLANNING/ECONOMIC OPPORTUNITY							
04247581 591010 TO-GENERAL	11,244.00	11,244.00	11,244.00	11,244.00	.00	11,244.00	.0%
TOTAL PLANNING/ECONOMIC OPPO	11,244.00	11,244.00	11,244.00	11,244.00	.00	11,244.00	.0%
04247582 PLANNING/ECONOMIC OPORTUNITY							
04247582 591910 CLERK TR-CONS OF	59.10	.00	.00	.00	.00	.00	.0%
TOTAL PLANNING/ECONOMIC OPOR	59.10	.00	.00	.00	.00	.00	.0%
04621562 ANIMAL CONTROL							
04621562 512000 REG SALARY	376,234.78	480,147.00	465,147.00	416,078.21	.00	507,637.00	5.7%
04621562 512002 SAL ON CAL	7,655.00	6,620.00	9,340.00	8,880.00	.00	6,620.00	.0%
04621562 514000 OVERTIME	3,778.74	4,000.00	7,500.00	6,315.16	.00	4,000.00	.0%
04621562 514001 HHERM OT-EMERGEN	.00	.00	.00	396.30	.00	.00	.0%
04621562 521010 FICA TAXES	23,381.62	30,428.00	30,428.00	26,106.53	.00	32,132.00	5.6%
04621562 521010 HHERM FICA TAXES	.00	.00	.00	24.57	.00	.00	.0%
04621562 521020 MEDICARE T	5,468.06	7,116.00	7,116.00	6,105.96	.00	7,515.00	5.6%

09/28/2016 12:04
6235cwoo

BOARD OF COMMISSIONERS
NEXT YEAR / CURRENT YEAR BUDGET ANALYSIS

P 48
bgnyrpts

PROJECTION: 20171 2016/2017 BUDGET

FOR PERIOD 99

ACCOUNTS FOR:

MUNICIPAL SERVICE FUND	2015 ACTUAL	2016 ORIG BUD	2016 REVISED BUD	2016 ACTUAL	2016 PROJECTION	2017 FINAL	PCT CHANGE
04621562 521020 HHERM MEDICARE T	.00	.00	.00	5.75	.00	.00	.0%
04621562 522000 RETIREMENT	28,447.03	34,859.00	34,201.00	30,528.52	.00	38,174.00	9.5%
04621562 522000 HHERM RETIREMENT	.00	.00	.00	29.80	.00	.00	.0%
04621562 523010 L & H INS	75,002.10	104,328.00	98,328.00	69,826.89	.00	107,235.00	2.8%
04621562 523010 HHERM L & H INS	.00	.00	.00	71.17	.00	.00	.0%
04621562 524010 WKRS COMP	5,623.45	9,595.00	6,266.00	6,265.65	.00	9,264.00	-3.4%
04621562 531030 PS-MED WAS	429.00	450.00	450.00	.00	.00	450.00	.0%
04621562 531031 EMPLOY PHY	240.00	170.00	770.00	715.00	.00	340.00	100.0%
04621562 531032 VET SVC	16,577.77	15,000.00	20,238.00	18,309.86	.00	20,000.00	33.3%
04621562 531033 VET-STERIL	19,175.00	20,000.00	32,000.00	35,238.72	.00	20,000.00	.0%
04621562 531034 PHYS-RABIE	2,598.00	2,400.00	2,400.00	.00	.00	2,400.00	.0%
04621562 531035 DRUG TEST	1,083.00	186.00	211.00	177.00	.00	332.00	78.5%
04621562 540000 TRAVEL & P	1,620.50	1,862.00	2,232.00	1,712.55	.00	1,863.00	.1%
04621562 541000 COMMUNICAT	3,355.53	4,993.00	4,993.00	4,403.65	.00	7,152.00	43.2%
04621562 542000 FREIG/POST	283.89	2,000.00	2,000.00	446.57	.00	2,000.00	.0%
04621562 543000 UTILITY SE	26,710.49	31,200.00	28,250.00	24,335.29	.00	32,400.00	3.8%
04621562 544000 RENTALS/LE	806.70	900.00	1,594.00	922.68	.00	900.00	.0%
04621562 544011 COPIER LEA	1,414.32	1,800.00	1,800.00	1,414.32	.00	1,800.00	.0%
04621562 545000 INSURANCE	5,994.45	6,805.00	6,805.00	4,223.00	.00	6,805.00	.0%
04621562 546000 REPAIRS &	10,504.75	11,416.00	11,391.00	6,308.41	.00	11,416.00	.0%
04621562 546020 MAIN SVC C	585.00	768.00	768.00	588.00	.00	768.00	.0%
04621562 546022 SC-COPIER	979.95	668.00	1,368.00	1,117.65	.00	668.00	.0%
04621562 546030 R&M-BLDGS	3,879.91	13,470.00	12,490.00	8,946.94	.00	13,470.00	.0%
04621562 546030 AIRRP R&M-BLDGS	.00	.00	15,691.00	15,691.00	.00	.00	.0%
04621562 546030 DUCT R&M-BLDGS	1,708.00	.00	.00	.00	.00	1,485.00	.0%
04621562 546030 OSSD R&M-BLDGS	.00	.00	.00	.00	.00	46,000.00	.0%
04621562 547000 PRINTING &	944.89	3,000.00	1,030.00	1,008.22	.00	3,000.00	.0%
04621562 548000 PROMOTIONS	.00	.00	.00	.00	.00	3,600.00	.0%
04621562 549000 OTHER CURR	925.98	2,000.00	2,000.00	1,378.55	.00	2,000.00	.0%
04621562 549002 ADVERTISIN	1,019.92	1,500.00	2,135.00	1,323.04	.00	1,500.00	.0%
04621562 549005 LF TIPPING	61.74	350.00	100.00	28.16	.00	350.00	.0%
04621562 549081 BACKGROUND	782.20	300.00	514.00	514.00	.00	300.00	.0%
04621562 551000 OFFICE SUP	5,043.32	5,000.00	5,000.00	4,624.41	.00	5,000.00	.0%
04621562 552000 MISCELLANE	739.57	750.00	850.00	789.75	.00	750.00	.0%
04621562 552014 FOOD	24,682.73	22,000.00	22,000.00	21,686.59	.00	15,000.00	-31.8%
04621562 552020 GAS, OIL &	13,181.32	20,000.00	13,500.00	8,136.11	.00	20,000.00	.0%
04621562 552024 KENNEL SUP	8,948.78	12,000.00	12,000.00	11,814.49	.00	12,000.00	.0%
04621562 552025 A/C SUPPL	1,777.94	2,500.00	2,500.00	2,117.16	.00	4,000.00	60.0%
04621562 552030 JANITORIAL	5,977.46	6,000.00	6,000.00	5,831.11	.00	6,000.00	.0%
04621562 552050 UNIFORMS	3,090.64	2,500.00	2,500.00	2,466.21	.00	3,000.00	20.0%
04621562 552051 SAFETY APP	2,100.00	2,500.00	2,100.00	2,100.00	.00	2,500.00	.0%
04621562 552221 MED SUPPLY	33,577.92	35,000.00	43,518.00	43,395.42	.00	35,000.00	.0%
04621562 552640 EQUIP-<\$750	3,998.83	3,200.00	6,298.00	6,148.27	.00	3,200.00	.0%
04621562 554000 DUES/SUBSC	395.00	1,000.00	660.00	660.00	.00	1,250.00	25.0%

09/28/2016 12:04
6235cwo

BOARD OF COMMISSIONERS
NEXT YEAR / CURRENT YEAR BUDGET ANALYSIS

P 49
bgnyrpts

PROJECTION: 20171 2016/2017 BUDGET

FOR PERIOD 99

ACCOUNTS FOR:

MUNICIPAL SERVICE FUND	2015 ACTUAL	2016 ORIG BUD	2016 REVISED BUD	2016 ACTUAL	2016 PROJECTION	2017 FINAL	PCT CHANGE
04621562 555000 TRAINING	3,327.00	2,585.00	2,575.00	2,276.00	.00	3,495.00	35.2%
04621562 562002 BLDG IMPRO	.00	28,750.00	28,750.00	26,672.09	.00	.00	-100.0%
04621562 563735 PARK LOT	.00	25,000.00	25,000.00	14,400.00	.00	28,750.00	15.0%
04621562 564000 EQUIPMENT	6,894.25	.00	.00	.00	.00	.00	.0%
04621562 564001 FRP EQ\$5000 OG	.00	.00	.00	.00	.00	51,600.00	.0%
TOTAL ANIMAL CONTROL	741,006.53	967,116.00	982,807.00	852,554.73	.00	1,085,121.00	12.2%
04621581 ANIMAL CONTROL-TRANS OUT							
04621581 591010 COST ALLOC	1,856.00	1,856.00	1,856.00	1,856.00	.00	1,856.00	.0%
TOTAL ANIMAL CONTROL-TRANS O	1,856.00	1,856.00	1,856.00	1,856.00	.00	1,856.00	.0%
04730541 DEVELOPER AGREEMENT-TRANSP							
04730541 563022 MAREL	.00	5,000.00	5,000.00	.00	.00	5,000.00	.0%
TOTAL DEVELOPER AGREEMENT-TR	.00	5,000.00	5,000.00	.00	.00	5,000.00	.0%
04999599 RESERVES							
04999599 599001 RES CONTIN	.00	435,739.00	435,739.00	.00	.00	465,415.00	6.8%
04999599 599006 FRP RE-REPL EQ	.00	.00	2,120.00	.00	.00	.00	.0%
04999599 599083 RES-CAP PL	.00	.00	151,993.00	.00	.00	502,990.00	.0%
04999599 599999 RESV-MFB	.00	1,302,912.00	1,354,306.00	.00	.00	1,354,306.00	3.9%
TOTAL RESERVES	.00	1,738,651.00	1,944,158.00	.00	.00	2,322,711.00	33.6%
TOTAL MUNICIPAL SERVICE FUND	11,163,255.53	15,502,791.00	15,713,230.00	12,747,471.86	.00	15,979,485.00	3.1%
09061582 SUPERVISOR OF ELECTIONS							
09061582 591910 ADAOS TR-CONS OF	100,000.00	100,000.00	100,000.00	.00	.00	100,000.00	.0%
TOTAL SUPERVISOR OF ELECTION	100,000.00	100,000.00	100,000.00	.00	.00	100,000.00	.0%
09072523 MAINT-DETENTION CENTER							
09072523 546000 RPR&MAINT	.00	346,000.00	346,000.00	87,713.58	.00	250,000.00	-27.7%
09072523 562000 BUILDINGS	22,123.63	.00	.00	.00	.00	.00	.0%
TOTAL MAINT-DETENTION CENTER	22,123.63	346,000.00	346,000.00	87,713.58	.00	250,000.00	-27.7%
09075572 MAINT-P&R/BEACH							
09075572 562002 PPBPP BLDG IMPRO	.00	256,480.00	256,480.00	85.21	.00	256,395.00	.0%

09/28/2016 12:04
6235cwo

BOARD OF COMMISSIONERS
NEXT YEAR / CURRENT YEAR BUDGET ANALYSIS

P 51
bgnyrpts

PROJECTION: 20171 2016/2017 BUDGET

FOR PERIOD 99

ACCOUNTS FOR:

ONE CENT SMALL COUNTY SURTAX	2015 ACTUAL	2016 ORIG BUD	2016 REVISED BUD	2016 ACTUAL	2016 PROJECTION	2017 FINAL	PCT CHANGE
09402541 563300 SFORK DRAIN IMPV	12,645.76	150,000.00	180,802.00	30,425.27	.00	.00	-100.0%
09402541 563300 SIMSD DRAIN IMPV	143,900.00	.00	.00	.00	.00	.00	.0%
TOTAL DRAINAGE	490,792.76	150,000.00	180,802.00	30,425.27	.00	.00	-100.0%
09404541 ROAD & BRIDGE							
09404541 562000 BUILDINGS	15,015.76	.00	8,178.00	710.00	.00	.00	.0%
09404541 562000 CIP BUILDINGS	79,573.22	4,000.00	5,416.00	773.40	.00	.00	-100.0%
TOTAL ROAD & BRIDGE	94,588.98	4,000.00	13,594.00	1,483.40	.00	.00	-100.0%
09404582 TRANS OUT - CONSTITUTIONAL OFF							
09404582 591952 CIP TT CLERK	10.90	.00	.00	.00	.00	.00	.0%
TOTAL TRANS OUT - CONSTITUTI	10.90	.00	.00	.00	.00	.00	.0%
09420541 ENGINEERING SERVICES							
09420541 531400 PS-ENGINEE	.00	12,273.00	12,273.00	.00	.00	12,273.00	.0%
TOTAL ENGINEERING SERVICES	.00	12,273.00	12,273.00	.00	.00	12,273.00	.0%
09470541 TRANSP PRJ							
09470541 563100 ODHNB RD CONSTRU	98.12	.00	.00	.00	.00	.00	.0%
09470541 563360 ODHNB CEI	.00	99,902.00	99,902.00	.00	.00	.00	-100.0%
09470541 563365 BAY2 ENG&DESIGN	4,419.07	.00	.00	.00	.00	.00	.0%
TOTAL TRANSP PRJ	4,517.19	99,902.00	99,902.00	.00	.00	.00	-100.0%
09691562 HEALTH & WELFARE							
09691562 564000 ITVEQ EQUIPMENT	43,793.60	.00	135.00	135.00	.00	.00	.0%
09691562 564001 ITVEQ EQ\$5000 OG	18,006.30	.00	.00	.00	.00	.00	.0%
TOTAL HEALTH & WELFARE	61,799.90	.00	135.00	135.00	.00	.00	.0%
09711571 LIBRARIES							
09711571 549000 ITLIB OT CUR CHG	.00	.00	4,876.00	4,325.23	.00	.00	.0%
09711571 552640 ITLIB EQUIP<\$750	27,924.24	.00	9,217.00	9,216.30	.00	.00	.0%
09711571 564000 ITLIB EQUIPMENT	3,767.00	21,988.00	7,895.00	3,884.90	.00	25,000.00	13.7%

09/28/2016 12:04
6235cwoo

BOARD OF COMMISSIONERS
NEXT YEAR / CURRENT YEAR BUDGET ANALYSIS

P 52
bgnyrpts

PROJECTION: 20171 2016/2017 BUDGET

FOR PERIOD 99

ACCOUNTS FOR:

ONE CENT SMALL COUNTY SURTAX	2015 ACTUAL	2016 ORIG BUD	2016 REVISED BUD	2016 ACTUAL	2016 PROJECTION	2017 FINAL	PCT CHANGE
09711571 564001 ITLIB EQ\$5000 OG	6,105.44	.00	.00	.00	.00	.00	.0%
TOTAL LIBRARIES	37,796.68	21,988.00	21,988.00	17,426.43	.00	25,000.00	13.7%
09999599 RESERVES							
09999599 599083 RES-CAP PL	.00	2,000,344.00	2,440,821.00	.00	.00	4,087,328.00	104.3%
09999599 599083 CHTPO RES-CAP PL	.00	2,589,442.00	.00	.00	.00	.00	-100.0%
09999599 599083 ITLIB RES-CAP PL	.00	25,000.00	25,000.00	.00	.00	.00	-100.0%
09999599 599083 PPPK RES-CAP PL	.00	191,570.00	191,570.00	.00	.00	.00	-100.0%
TOTAL RESERVES	.00	4,806,356.00	2,657,391.00	.00	.00	4,087,328.00	-15.0%
TOTAL ONE CENT SMALL COUNTY	13,990,209.44	14,486,759.00	14,998,866.00	10,581,476.47	.00	14,868,478.00	2.6%
10031521 SHERIFF							
10031521 540000 TRAV&PDIEM	4,033.00	25,000.00	26,444.00	2,356.88	.00	25,000.00	.0%
10031521 540000 DOMVL TRAV&PDIEM	.00	30,000.00	30,000.00	816.00	.00	30,000.00	.0%
10031521 552000 DOMVL MISC SUPPL	1,157.10	.00	6,700.00	5,850.38	.00	10,000.00	.0%
10031521 552640 DOMVL EQUIP<\$750	.00	50,000.00	50,000.00	.00	.00	40,000.00	-20.0%
10031521 554000 DUES/SUBSC	.00	1,000.00	1,000.00	.00	.00	1,000.00	.0%
10031521 555000 TRAINING	2,720.00	20,834.00	20,834.00	1,545.00	.00	33,093.00	58.8%
10031521 555000 DOMVL TRAINING	.00	21,583.00	21,583.00	.00	.00	26,712.00	23.8%
TOTAL SHERIFF	7,910.10	148,417.00	156,561.00	10,568.26	.00	165,805.00	11.7%
TOTAL LAW ENFORCE TRAINING	7,910.10	148,417.00	156,561.00	10,568.26	.00	165,805.00	11.7%
11031582 SHERIFF-TRANS TO CONST OFFICER							
11031582 591910 SHERF TR-CONS OF	121,522.31	.00	.00	.00	.00	.00	.0%
TOTAL SHERIFF-TRANS TO CONST	121,522.31	.00	.00	.00	.00	.00	.0%
TOTAL SPECIAL LAW ENFORCEMEN	121,522.31	.00	.00	.00	.00	.00	.0%
12031582 TRANSFER OUT-CONST OFF							
12031582 591920 TOBCP TR-SHR VAR	2,000.00	.00	.00	.00	.00	.00	.0%
TOTAL TRANSFER OUT-CONST OFF	2,000.00	.00	.00	.00	.00	.00	.0%
12215521 DARE DONATIONS							
12215521 552211 DARE SUPPL	2,491.22	2,465.00	2,971.00	.00	.00	2,970.00	20.5%
TOTAL DARE DONATIONS	2,491.22	2,465.00	2,971.00	.00	.00	2,970.00	20.5%
TOTAL SHERIFF DONATION FUND	4,491.22	2,465.00	2,971.00	.00	.00	2,970.00	20.5%
13031521 SHERIFF							
13031521 552640 EQUIP<\$750	9,707.00	10,000.00	8,251.00	.00	.00	11,921.00	19.2%

09/28/2016 12:04
6235cwoo

BOARD OF COMMISSIONERS
NEXT YEAR / CURRENT YEAR BUDGET ANALYSIS

P 53
bgnyrpts

PROJECTION: 20171 2016/2017 BUDGET

FOR PERIOD 99

ACCOUNTS FOR:

LAW ENFORCEMENT TRUST FUND			2015 ACTUAL	2016 ORIG BUD	2016 REVISED BUD	2016 ACTUAL	2016 PROJECTION	2017 FINAL	PCT CHANGE
13031521	581000	AID-OGOV'T	.00	9,116.00	15,538.00	2,000.00	.00	30,000.00	229.1%
13031521	582000	AID-PRIVAT	5,000.00	10,344.00	20,344.00	21,000.00	.00	30,000.00	190.0%
TOTAL SHERIFF			14,707.00	29,460.00	44,133.00	23,000.00	.00	71,921.00	144.1%
13031581 SHERIFF-TRANS OUT-OTHER FUNDS									
13031581	591010	TO-GENERAL	10,231.98	10,401.00	10,401.00	10,401.00	.00	11,617.00	11.7%
TOTAL SHERIFF-TRANS OUT-OTHE			10,231.98	10,401.00	10,401.00	10,401.00	.00	11,617.00	11.7%
13031582 SHERIFF-TRANS TO CONST OFFICER									
13031582	591910	SHERF TR-CONS OF	.00	.00	1,749.00	1,749.00	.00	.00	.0%
TOTAL SHERIFF-TRANS TO CONST			.00	.00	1,749.00	1,749.00	.00	.00	.0%
13999599 RESERVES									
13999599	599036	REV-REWARD	.00	12,000.00	12,000.00	.00	.00	12,000.00	.0%
TOTAL RESERVES			.00	12,000.00	12,000.00	.00	.00	12,000.00	.0%
TOTAL LAW ENFORCEMENT TRUST			24,938.98	51,861.00	68,283.00	35,150.00	.00	95,538.00	84.2%
15001521 BOARD OF CO COMMISSIONERS									
15001521	531032	VET SVC	.00	433.00	433.00	.00	.00	434.00	.2%
15001521	552640	DOM E EQUIP<\$750	.00	10,689.00	13,688.00	.00	.00	13,698.00	28.2%
TOTAL BOARD OF CO COMMISSION			.00	11,122.00	14,121.00	.00	.00	14,132.00	27.1%
15037521 SHERIFF GRANTS									
15037521	531032	H3067 VET SVC	.00	.00	2,867.00	2,305.80	.00	.00	.0%
15037521	531032	R3010 VET SVC	2,840.50	.00	.00	.00	.00	.00	.0%
15037521	534000	15SCP OT CONT SV	.00	.00	1,200.00	.00	.00	1,200.00	.0%
15037521	540000	R3010 TRAV&PDIEM	1,975.00	.00	.00	.00	.00	.00	.0%
15037521	541000	H3067 COMMUNICAT	.00	.00	15,778.00	15,777.55	.00	.00	.0%
15037521	541000	R3010 COMMUNICAT	12,976.00	.00	.00	.00	.00	.00	.0%
15037521	549000	H3067 OT CUR CHG	.00	.00	1,995.00	1,995.00	.00	.00	.0%
15037521	549000	R3010 OT CUR CHG	400.00	.00	.00	.00	.00	.00	.0%
15037521	552000	11SCP MISC SUPPL	3,297.70	.00	.00	.00	.00	.00	.0%
15037521	552000	12SCP MISC SUPPL	3,720.86	.00	755.00	754.37	.00	.00	.0%
15037521	552000	13SCP MISC SUPPL	.00	1,813.00	3,580.00	1,737.63	.00	1,850.00	2.0%

09/28/2016 12:04
6235cwoo

BOARD OF COMMISSIONERS
NEXT YEAR / CURRENT YEAR BUDGET ANALYSIS

P 54
bgnyrpts

PROJECTION: 20171 2016/2017 BUDGET

FOR PERIOD 99

ACCOUNTS FOR:

NC ANTI-DRUG ENFORC GRANT	2015 ACTUAL	2016 ORIG BUD	2016 REVISED BUD	2016 ACTUAL	2016 PROJECTION	2017 FINAL	PCT CHANGE
15037521 552000 1523 MISC SUPPL	.00	41,911.00	.00	.00	.00	.00	-100.0%
15037521 552000 16SCP MISC SUPPL	.00	.00	5,454.00	.00	.00	5,476.00	.0%
15037521 552000 H3067 MISC SUPPL	.00	.00	4,848.00	4,847.60	.00	.00	.0%
15037521 552000 R3010 MISC SUPPL	499.05	.00	.00	.00	.00	.00	.0%
15037521 552015 H3067 DOG CARE	.00	.00	2,541.00	2,541.78	.00	.00	.0%
15037521 552015 R3010 DOG CARE	2,337.44	.00	.00	.00	.00	.00	.0%
15037521 552640 11SCP EQUIP<\$750	101.82	.00	.00	.00	.00	.00	.0%
15037521 552640 14SCP EQUIP<\$750	.00	4,034.00	5,166.00	.00	.00	5,184.00	28.5%
15037521 552640 15SCP EQUIP<\$750	.00	4,238.00	3,039.00	.00	.00	3,054.00	-27.9%
15037521 552640 H3067 EQUIP<\$750	.00	.00	7,832.00	7,831.68	.00	.00	.0%
15037521 552640 R1037 EQUIP<\$750	6,362.00	.00	.00	.00	.00	.00	.0%
15037521 552640 R3010 EQUIP<\$750	5,019.59	.00	.00	.00	.00	.00	.0%
15037521 554000 H3067 DUES/SUBSC	.00	.00	240.00	240.00	.00	.00	.0%
15037521 554000 R3010 DUES/SUBSC	180.00	.00	.00	.00	.00	.00	.0%
15037521 555000 H3067 TRAINING	.00	.00	3,000.00	3,000.00	.00	.00	.0%
15037521 555000 H4082 TRAINING	.00	.00	3,850.00	3,850.00	.00	.00	.0%
15037521 555000 R3010 TRAINING	1,480.00	.00	.00	.00	.00	.00	.0%
15037521 564000 E5005 EQUIPMENT	.00	.00	.00	.00	.00	45,615.00	.0%
15037521 564000 H3067 EQUIPMENT	.00	.00	2,810.00	2,809.58	.00	.00	.0%
15037521 564000 H4082 EQUIPMENT	.00	.00	2,494.00	2,494.00	.00	.00	.0%
15037521 564000 R3010 EQUIPMENT	20,855.00	.00	.00	.00	.00	.00	.0%
TOTAL SHERIFF GRANTS	62,044.96	51,996.00	67,449.00	50,184.99	.00	62,379.00	20.0%
15214521 DEET-MISC PROGRAM INCOME							
15214521 549000 OTHER CURR	.00	.00	3,300.00	3,300.00	.00	.00	.0%
15214521 552015 DOG CARE	7.89	.00	.00	.00	.00	.00	.0%
15214521 552640 EQUIP<\$750	3,989.35	18,131.00	6,927.00	529.66	.00	6,477.00	-64.3%
15214521 552646 SOFTWARE	.00	.00	7,784.00	7,784.00	.00	.00	.0%
TOTAL DEET-MISC PROGRAM INCO	3,997.24	18,131.00	18,011.00	11,613.66	.00	6,477.00	-64.3%
TOTAL NC ANTI-DRUG ENFORC GR	66,042.20	81,249.00	99,581.00	61,798.65	.00	82,988.00	2.1%
18160712 GEN OPS/COURTHOUSE FACILITIES							
18160712 531000 PROF SVCS	.00	.00	9,200.00	9,200.00	.00	.00	.0%
18160712 546000 RPR&MAINT	12,447.00	16,400.00	16,400.00	10,968.72	.00	20,000.00	22.0%
18160712 546000 JFSP RPR&MAINT	7,600.00	.00	.00	.00	.00	.00	.0%
18160712 546030 R&M-BLDGS	131,518.30	110,000.00	118,050.00	74,025.46	.00	20,000.00	-81.8%
18160712 549000 OT CUR CHG	180.26	1,500.00	1,006.00	809.49	.00	1,200.00	-20.0%
18160712 552000 MISC SUPPL	2,111.03	3,000.00	3,500.00	3,439.27	.00	5,000.00	66.7%
18160712 552640 EQUIP<\$750	3,225.45	4,600.00	4,600.00	4,203.75	.00	5,000.00	8.7%
18160712 562000 BUILDINGS	5,413.50	20,000.00	20,000.00	.00	.00	20,000.00	.0%

09/28/2016 12:04
6235cwoo

BOARD OF COMMISSIONERS
NEXT YEAR / CURRENT YEAR BUDGET ANALYSIS

P 55
bgnyrpts

PROJECTION: 20171 2016/2017 BUDGET

FOR PERIOD 99

ACCOUNTS FOR:

COURT FACILITY FEES FUND	2015 ACTUAL	2016 ORIG BUD	2016 REVISED BUD	2016 ACTUAL	2016 PROJECTION	2017 FINAL	PCT CHANGE
18160712 562002 HCHW BLDG IMPRO	.00	.00	.00	.00	.00	186,000.00	.0%
18160712 562002 JFSP BLDG IMPRO	45,000.00	.00	.00	.00	.00	.00	.0%
18160712 563000 JFSP IMPR-OTHER	38,028.07	.00	.00	.00	.00	.00	.0%
18160712 564000 EQUIPMENT	5,924.79	18,000.00	47,183.00	4,479.14	.00	20,000.00	11.1%
18160712 564001 EQ\$5000 OG	20,490.00	40,000.00	10,317.00	216.76	.00	55,000.00	37.5%
18160712 564002 HCCAM EQ50000 OG	.00	.00	68,425.00	48,430.32	.00	.00	.0%
TOTAL GEN OPS/COURTHOUSE FAC	271,938.40	213,500.00	298,681.00	155,772.91	.00	332,200.00	55.6%
18161605 GEN ADMIN/CIRCUIT-BASS							
18161605 541000 COMMUNICAT	1,090.59	1,200.00	1,200.00	1,075.03	.00	1,300.00	8.3%
18161605 544000 RENTALS/LE	2,286.84	2,287.00	2,987.00	2,575.44	.00	.00	-100.0%
18161605 546000 REPAIRS &	186.76	500.00	500.00	.00	.00	500.00	.0%
18161605 546020 MAIN SVC C	427.65	325.00	819.00	493.89	.00	825.00	153.8%
18161605 547000 PRINT&BIND	.00	500.00	500.00	74.75	.00	500.00	.0%
18161605 549000 OTHER CURR	.00	200.00	200.00	.00	.00	800.00	300.0%
18161605 551000 OFFICE SUP	49.00	1,000.00	300.00	121.19	.00	500.00	-50.0%
18161605 552000 MISCELLANE	434.50	500.00	500.00	350.00	.00	500.00	.0%
18161605 552640 EQUIPMENT	.00	200.00	200.00	.00	.00	700.00	250.0%
18161605 554000 DUES/SUBSC	185.00	800.00	800.00	100.00	.00	800.00	.0%
18161605 555000 TRAINING	.00	500.00	500.00	.00	.00	500.00	.0%
18161605 564000 EQUIPMENT	1,695.00	2,600.00	2,600.00	.00	.00	5,000.00	92.3%
TOTAL GEN ADMIN/CIRCUIT-BASS	6,355.34	10,612.00	11,106.00	4,790.30	.00	11,925.00	12.4%
18161685 CIR CT-JUV/GUARDIAN AD LITEM							
18161685 541058 COM-AD LIT	461.26	700.00	700.00	429.42	.00	700.00	.0%
18161685 544000 RENT&LEASE	1,388.28	2,280.00	2,280.00	1,388.28	.00	.00	-100.0%
18161685 546020 MAIN SVC C	208.60	558.00	558.00	154.30	.00	558.00	.0%
18161685 552000 MISC SUPPL	434.50	500.00	500.00	.00	.00	500.00	.0%
18161685 552640 EQUIP<\$750	.00	1,000.00	1,000.00	.00	.00	1,000.00	.0%
TOTAL CIR CT-JUV/GUARDIAN AD	2,492.64	5,038.00	5,038.00	1,972.00	.00	2,758.00	-45.3%
18162605 GEN ADMIN/JUDICIAL SUP/COUNTY							
18162605 540000 TRAV&PDIEM	.00	500.00	500.00	.00	.00	500.00	.0%
18162605 541000 COMMUNICAT	447.00	650.00	650.00	62.36	.00	650.00	.0%
18162605 544000 RENTALS/LE	2,365.20	2,366.00	2,366.00	2,365.20	.00	.00	-100.0%
18162605 546000 REPAIRS &	92.03	450.00	450.00	.00	.00	500.00	11.1%
18162605 546020 MAIN SVC C	624.00	1,000.00	1,000.00	624.00	.00	624.00	-37.6%
18162605 547000 PRINT&BIND	716.14	1,000.00	1,000.00	833.19	.00	1,000.00	.0%

09/28/2016 12:04
6235cwoo

BOARD OF COMMISSIONERS
NEXT YEAR / CURRENT YEAR BUDGET ANALYSIS

P 56
bgnyrpts

PROJECTION: 20171 2016/2017 BUDGET

FOR PERIOD 99

ACCOUNTS FOR:

COURT FACILITY FEES FUND	2015 ACTUAL	2016 ORIG BUD	2016 REVISED BUD	2016 ACTUAL	2016 PROJECTION	2017 FINAL	PCT CHANGE
18162605 549000 OTHER CURR	.00	1,500.00	1,500.00	781.00	.00	1,500.00	.0%
18162605 551000 OFFICE SUP	71.32	1,125.00	1,125.00	442.28	.00	1,200.00	6.7%
18162605 552000 MISCELLANE	1,464.84	1,100.00	1,100.00	982.60	.00	1,100.00	.0%
18162605 552640 EQUIPMENT	.00	800.00	800.00	104.35	.00	800.00	.0%
18162605 554000 DUES/SUBSC	900.00	1,165.00	1,165.00	1,100.00	.00	1,165.00	.0%
18162605 555000 TRAINING	.00	1,000.00	1,000.00	.00	.00	1,000.00	.0%
18162605 564000 EQUIPMENT	.00	1,200.00	1,200.00	.00	.00	1,200.00	.0%
TOTAL GEN ADMIN/JUDICIAL SUP	6,680.53	13,856.00	13,856.00	7,294.98	.00	11,239.00	-18.9%
18170605 GEN ADMIN/CIRCUIT-FOSTER							
18170605 541000 COMMUNICAT	1,104.25	1,400.00	1,400.00	401.86	.00	1,400.00	.0%
18170605 542000 FREIG/POST	.00	150.00	150.00	.00	.00	150.00	.0%
18170605 544000 RENTALS/LE	3,573.48	3,575.00	3,575.00	3,573.48	.00	.00	-100.0%
18170605 546000 REPAIRS &	.00	400.00	400.00	.00	.00	400.00	.0%
18170605 546020 MAIN SVC C	935.79	1,874.00	1,874.00	955.00	.00	874.00	-53.4%
18170605 547000 PRINT&BIND	51.60	1,500.00	1,500.00	336.24	.00	1,500.00	.0%
18170605 549000 OTHER CURR	.00	1,200.00	1,200.00	993.00	.00	1,200.00	.0%
18170605 551000 OFFICE SUP	153.72	2,500.00	2,500.00	270.45	.00	2,500.00	.0%
18170605 552000 MISCELLANE	1,528.85	800.00	800.00	207.00	.00	800.00	.0%
18170605 552640 EQUIPMENT	525.00	2,800.00	2,800.00	540.98	.00	2,800.00	.0%
18170605 554000 DUES/SUBSC	585.00	2,000.00	2,000.00	1,285.00	.00	2,000.00	.0%
18170605 555000 TRAINING	.00	800.00	800.00	.00	.00	800.00	.0%
18170605 564000 EQUIPMENT	.00	3,400.00	3,400.00	.00	.00	3,400.00	.0%
TOTAL GEN ADMIN/CIRCUIT-FOST	8,457.69	22,399.00	22,399.00	8,563.01	.00	17,824.00	-20.4%
18999599 RESERVES							
18999599 599001 RES CONTIN	.00	473,595.00	434,587.00	.00	.00	366,121.00	-22.7%
TOTAL RESERVES	.00	473,595.00	434,587.00	.00	.00	366,121.00	-22.7%
TOTAL COURT FACILITY FEES FU	295,924.60	739,000.00	785,667.00	178,393.20	.00	742,067.00	.4%
19166714 GEN OPS/PUBLIC LAW LIBRARY							
19166714 554000 DUES/SUBSC	29,632.48	29,200.00	29,200.00	27,989.32	.00	29,200.00	.0%
19166714 564000 EQUIPMENT	.00	5,100.00	5,100.00	.00	.00	5,100.00	.0%
TOTAL GEN OPS/PUBLIC LAW LIB	29,632.48	34,300.00	34,300.00	27,989.32	.00	34,300.00	.0%
19999599 RESERVES							
19999599 599001 RES CONTIN	.00	150,861.00	150,570.00	.00	.00	143,120.00	-5.1%

09/28/2016 12:04
6235cwoo

BOARD OF COMMISSIONERS
NEXT YEAR / CURRENT YEAR BUDGET ANALYSIS

P 57
bgnyrpts

PROJECTION: 20171 2016/2017 BUDGET

FOR PERIOD 99

ACCOUNTS FOR:

LAW LIBRARY TRUST FUND	2015 ACTUAL	2016 ORIG BUD	2016 REVISED BUD	2016 ACTUAL	2016 PROJECTION	2017 FINAL	PCT CHANGE
TOTAL RESERVES	.00	150,861.00	150,570.00	.00	.00	143,120.00	-5.1%
TOTAL LAW LIBRARY TRUST FUND	29,632.48	185,161.00	184,870.00	27,989.32	.00	177,420.00	-4.2%
20160605 COURT SYSTEM-INNOVATIONS							
20160605 513000 SALARY-N/R	.00	3,000.00	.00	.00	.00	3,000.00	.0%
20160605 531000 PROF SVCS	.00	6,000.00	6,000.00	3,760.38	.00	6,000.00	.0%
20160605 540000 TRAV&PDIEM	.00	2,000.00	2,000.00	.00	.00	2,000.00	.0%
20160605 549000 OT CUR CHG	800.00	.00	5,500.00	702.00	.00	.00	.0%
20160605 552000 MISC SUPPL	.00	5,000.00	2,500.00	.00	.00	5,000.00	.0%
TOTAL COURT SYSTEM-INNOVATIO	800.00	16,000.00	16,000.00	4,462.38	.00	16,000.00	.0%
20164602 GEN ADM/ST ATTY ADMINISTRATION							
20164602 534000 OT CONT SV	150.00	500.00	500.00	300.00	.00	500.00	.0%
20164602 541000 COMMUNICAT	4,120.21	10,000.00	10,000.00	1,187.29	.00	10,000.00	.0%
20164602 543000 UTILITY SV	32,443.41	34,500.00	34,500.00	30,876.73	.00	34,500.00	.0%
20164602 544000 RENT&LEASE	2,415.48	2,492.00	2,492.00	2,415.48	.00	2,492.00	.0%
20164602 546020 MAIN SVC C	709.38	1,416.00	1,416.00	708.00	.00	1,416.00	.0%
20164602 549000 OT CUR CHG	300.00	1,200.00	1,200.00	360.00	.00	1,200.00	.0%
20164602 552000 MISC SUPPL	.00	500.00	500.00	.00	.00	500.00	.0%
TOTAL GEN ADM/ST ATTY ADMINI	40,138.48	50,608.00	50,608.00	35,847.50	.00	50,608.00	.0%
20165603 GEN ADM/PUBLIC DEFENDER ADMIN							
20165603 541000 COMMUNICAT	428.55	2,500.00	2,500.00	394.37	.00	2,500.00	.0%
20165603 543000 UTILITY SV	15,267.47	18,500.00	18,500.00	14,530.21	.00	18,500.00	.0%
20165603 546020 MAIN SVC C	515.41	500.00	700.00	647.64	.00	500.00	.0%
20165603 549000 OT CUR CHG	.00	1,000.00	1,000.00	.00	.00	1,000.00	.0%
20165603 551000 OFFICE SUP	427.70	2,500.00	2,300.00	460.60	.00	2,500.00	.0%
20165603 552000 MISC SUPPL	.00	1,000.00	1,000.00	.00	.00	1,000.00	.0%
20165603 552640 EQUIP<\$750	145.00	.00	.00	.00	.00	.00	.0%
20165603 554000 DUES/SUBSC	.00	2,500.00	2,500.00	1,067.80	.00	2,500.00	.0%
TOTAL GEN ADM/PUBLIC DEFENDE	16,784.13	28,500.00	28,500.00	17,100.62	.00	28,500.00	.0%
20999599 RESERVES							
20999599 599001 RES CONTIN	.00	179,542.00	186,939.00	.00	.00	169,235.00	-5.7%
TOTAL RESERVES	.00	179,542.00	186,939.00	.00	.00	169,235.00	-5.7%
TOTAL CRIMINAL JUSTICE TRUST	57,722.61	274,650.00	282,047.00	57,410.50	.00	264,343.00	-3.8%
22160569 COURT SYSTEM							
22160569 582002 NC-M/A& DR	5,354.72	5,500.00	5,500.00	5,500.00	.00	4,500.00	-18.2%

09/28/2016 12:04
6235cwoo

BOARD OF COMMISSIONERS
NEXT YEAR / CURRENT YEAR BUDGET ANALYSIS

P 58
bgnyrpts

PROJECTION: 20171 2016/2017 BUDGET

FOR PERIOD 99

ACCOUNTS FOR:

	2015 ACTUAL	2016 ORIG BUD	2016 REVISED BUD	2016 ACTUAL	2016 PROJECTION	2017 FINAL	PCT CHANGE
SPECIAL DRUG AND ALCOHOL REHAB							
TOTAL COURT SYSTEM	5,354.72	5,500.00	5,500.00	5,500.00	.00	4,500.00	-18.2%
TOTAL SPECIAL DRUG AND ALCOH	5,354.72	5,500.00	5,500.00	5,500.00	.00	4,500.00	-18.2%
23160564 COURT SYSTEM							
23160564 531204 LEGAL AID	83,655.00	84,910.00	84,910.00	62,741.25	.00	84,910.00	.0%
TOTAL COURT SYSTEM	83,655.00	84,910.00	84,910.00	62,741.25	.00	84,910.00	.0%
TOTAL LEGAL AID TRUST FUND	83,655.00	84,910.00	84,910.00	62,741.25	.00	84,910.00	.0%
24236569 DRIVER ED SAFETY							
24236569 581008 SCH BOARD	38,327.40	41,260.00	41,260.00	41,519.49	.00	41,695.00	1.1%
TOTAL DRIVER ED SAFETY	38,327.40	41,260.00	41,260.00	41,519.49	.00	41,695.00	1.1%
24999599 RESERVES							
24999599 599900 CASH TO BE	.00	43,318.00	43,318.00	.00	.00	42,950.00	-.8%
TOTAL RESERVES	.00	43,318.00	43,318.00	.00	.00	42,950.00	-.8%
TOTAL DRIVER ED SAFETY TRUST	38,327.40	84,578.00	84,578.00	41,519.49	.00	84,645.00	.1%
26252525 PUBLIC SAFETY-911 COMM							
26252525 524010 WKRS COMP	308.30	500.00	500.00	326.51	.00	500.00	.0%
26252525 546020 15418 MAIN SVC C	36,460.00	.00	.00	.00	.00	.00	.0%
26252525 552640 911CC EQUIP<\$750	4,746.00	.00	.00	.00	.00	.00	.0%
26252525 562000 911CC BUILDINGS	280,611.00	.00	.00	.00	.00	.00	.0%
26252525 563000 911CC IMPR-OTHER	1,831.10	50,000.00	.00	.00	.00	.00	-100.0%
26252525 564000 911CC EQUIPMENT	33,749.09	.00	.00	.00	.00	.00	.0%
26252525 564000 911SR EQUIPMENT	225,368.36	.00	.00	.00	.00	.00	.0%
26252525 564001 911CC EQ\$5000 OG	50,561.07	50,000.00	6,618.00	6,618.00	.00	.00	-100.0%
TOTAL PUBLIC SAFETY-911 COMM	633,634.92	100,500.00	7,118.00	6,944.51	.00	500.00	-99.5%
26252581 911 OPER & MAINT							
26252581 591650 911CC T0-CP-EOC	47,417.97	.00	.00	.00	.00	.00	.0%
26252581 591650 911SR T0-CP-EOC	67,653.03	.00	.00	.00	.00	.00	.0%
TOTAL 911 OPER & MAINT	115,071.00	.00	.00	.00	.00	.00	.0%
26252582 SHERIFF-TRANS TO CONST OFFICER							
26252582 591910 PROP TR-CONS OF	94,286.00	16,547.00	16,547.00	16,547.00	.00	10,250.00	-38.1%

09/28/2016 12:04
6235cwoo

BOARD OF COMMISSIONERS
NEXT YEAR / CURRENT YEAR BUDGET ANALYSIS

P 59
bgnyrpts

PROJECTION: 20171 2016/2017 BUDGET

FOR PERIOD 99

ACCOUNTS FOR:

911 OPER & MAINT FUND	2015 ACTUAL	2016 ORIG BUD	2016 REVISED BUD	2016 ACTUAL	2016 PROJECTION	2017 FINAL	PCT CHANGE
26252582 591910 SHERF TR-CONS OF	305,301.00	349,403.00	451,010.00	446,353.26	.00	355,000.00	1.6%
TOTAL SHERIFF-TRANS TO CONST	399,587.00	365,950.00	467,557.00	462,900.26	.00	365,250.00	-.2%
26999599 RESERVES							
26999599 599001 RES CONTIN	.00	200,000.00	172,157.00	.00	.00	171,957.00	-14.0%
TOTAL RESERVES	.00	200,000.00	172,157.00	.00	.00	171,957.00	-14.0%
TOTAL 911 OPER & MAINT FUND	1,148,292.92	666,450.00	646,832.00	469,844.77	.00	537,707.00	-19.3%
27261525 EMS AWARDED GRANTS							
27261525 564000 C1545 EQUIPMENT	9,550.00	.00	.00	.00	.00	.00	.0%
27261525 564000 C1645 EQUIPMENT	.00	9,131.00	.00	.00	.00	.00	-100.0%
27261525 564000 C1745 EQUIPMENT	.00	.00	.00	.00	.00	9,937.00	.0%
27261525 564001 C1645 EQ\$5000 OG	.00	.00	9,249.00	9,248.21	.00	.00	.0%
TOTAL EMS AWARDED GRANTS	9,550.00	9,131.00	9,249.00	9,248.21	.00	9,937.00	8.8%
TOTAL EMS COUNTY AWARD-HRS F	9,550.00	9,131.00	9,249.00	9,248.21	.00	9,937.00	8.8%
35005538 GRANT-FLOOD CONTROL/STORMWATER							
35005538 546510 THCRK DRAIN MAIN	567,000.00	.00	500,000.00	12,500.00	.00	487,500.00	.0%
TOTAL GRANT-FLOOD CONTROL/ST	567,000.00	.00	500,000.00	12,500.00	.00	487,500.00	.0%
TOTAL GRANTS	567,000.00	.00	500,000.00	12,500.00	.00	487,500.00	.0%
36399539 AI BEACH RENOURISHMENT MSTU							
36399539 581202 AID-F.B.	.00	.00	.00	.00	.00	300,000.00	.0%
TOTAL AI BEACH RENOURISHMENT	.00	.00	.00	.00	.00	300,000.00	.0%
36399582 AIBR MSTU-TRANSFER OUT							
36399582 591910 PROPA TR-CONS OF	.00	.00	.00	.00	.00	6,000.00	.0%
36399582 591910 TAXCO TR-CONS OF	.00	.00	.00	.00	.00	6,000.00	.0%
TOTAL AIBR MSTU-TRANSFER OUT	.00	.00	.00	.00	.00	12,000.00	.0%
TOTAL AI BEACH RENOURISHMENT	.00	.00	.00	.00	.00	312,000.00	.0%
37521582 TDC ADMIN FEES-TRANS OUT							
37521582 591910 CLERK ADM FEE-CL	74,305.19	68,512.00	68,512.00	73,149.66	.00	71,938.00	5.0%

09/28/2016 12:04
6235cwoo

BOARD OF COMMISSIONERS
NEXT YEAR / CURRENT YEAR BUDGET ANALYSIS

P 60
bgnyrpts

PROJECTION: 20171 2016/2017 BUDGET

FOR PERIOD 99

ACCOUNTS FOR:

AI TOURIST DEVELOP FUND	2015 ACTUAL	2016 ORIG BUD	2016 REVISED BUD	2016 ACTUAL	2016 PROJECTION	2017 FINAL	PCT CHANGE
37521582 591910 TAXCO ADMIN-TC	74,305.19	68,512.00	68,512.00	73,149.66	.00	71,938.00	5.0%
TOTAL TDC ADMIN FEES-TRANS O	148,610.38	137,024.00	137,024.00	146,299.32	.00	143,876.00	5.0%
37522552 TDC RESEARCH/ADMIN							
37522552 531041 MNGT-CVB	720,760.21	664,571.00	664,571.00	709,551.62	.00	697,800.00	5.0%
TOTAL TDC RESEARCH/ADMIN	720,760.21	664,571.00	664,571.00	709,551.62	.00	697,800.00	5.0%
37523552 TDC MARKETING							
37523552 548110 ADV CONT-A	196,589.76	235,000.00	235,000.00	126,917.06	.00	275,000.00	17.0%
37523552 548120 ADV CONT-M	1,733,854.54	2,342,159.00	2,764,429.00	1,432,926.76	.00	2,921,000.00	24.7%
37523552 548240 ADV CONT-W	372,443.87	250,000.00	325,000.00	212,670.98	.00	275,000.00	10.0%
37523552 548250 ADV-FOCUS	64,338.18	75,000.00	75,000.00	61,993.75	.00	72,000.00	-4.0%
37523552 548330 ADV IN HOU	47,972.81	30,000.00	30,000.00	29,139.08	.00	30,000.00	.0%
37523552 548350 ADV IN HOU	54,600.00	54,600.00	57,330.00	57,330.00	.00	60,000.00	9.9%
37523552 548520 SPECIAL EV	218,507.90	198,000.00	448,000.00	425,736.01	.00	400,000.00	102.0%
37523552 548530 GRANT - MU	17,500.00	17,500.00	17,500.00	17,500.00	.00	17,500.00	.0%
37523552 548640 EQUIP	83,411.88	7,500.00	7,500.00	66.58	.00	1,299.00	-82.7%
37523552 548710 P R - AGEN	72,000.00	78,050.00	78,050.00	66,400.00	.00	78,000.00	-.1%
37523552 548720 P R - AGEN	21,893.42	60,000.00	60,000.00	28,842.92	.00	45,000.00	-25.0%
37523552 548740 P R FUNCTI	3,869.54	25,000.00	25,000.00	525.67	.00	25,000.00	.0%
37523552 548770 P R - MISC	.00	5,000.00	5,000.00	.00	.00	5,000.00	.0%
TOTAL TDC MARKETING	2,886,981.90	3,377,809.00	4,127,809.00	2,460,048.81	.00	4,204,799.00	24.5%
37523581 TRANS OUT-GENERAL-EQUIPMENT							
37523581 591016 TO-G-EQUIP	874.85	2,000.00	2,000.00	.00	.00	1,000.00	-50.0%
TOTAL TRANS OUT-GENERAL-EQUI	874.85	2,000.00	2,000.00	.00	.00	1,000.00	-50.0%
37524552 TDC TRADE SHOWS/TRAVEL TR							
37524552 548015 INFO SERV	.00	4,500.00	4,500.00	.00	.00	4,500.00	.0%
37524552 548018 TT PUB	.00	15,000.00	115,000.00	.00	.00	10,000.00	-33.3%
37524552 548019 HOSPITALIT	205,013.74	135,000.00	135,000.00	122,964.28	.00	130,000.00	-3.7%
37524552 548111 DUES/SUBSC	19,372.55	25,000.00	25,000.00	11,112.44	.00	25,000.00	.0%
37524552 548121 PRINTING-B	97,014.33	400,000.00	215,000.00	104,598.89	.00	225,000.00	-43.8%
37524552 548131 FREIGHT/FE	7,576.71	5,000.00	5,000.00	219.89	.00	5,000.00	.0%
37524552 548141 REGIST-REG	50,076.16	25,000.00	125,000.00	24,225.00	.00	35,000.00	40.0%
37524552 548151 OTHER TRAV	34,747.19	35,000.00	35,000.00	17,023.54	.00	45,000.00	28.6%

09/28/2016 12:04
6235cwoo

BOARD OF COMMISSIONERS
NEXT YEAR / CURRENT YEAR BUDGET ANALYSIS

P 61
bgnyrpts

PROJECTION: 20171 2016/2017 BUDGET

FOR PERIOD 99

ACCOUNTS FOR:

AI TOURIST DEVELOP FUND	2015 ACTUAL	2016 ORIG BUD	2016 REVISED BUD	2016 ACTUAL	2016 PROJECTION	2017 FINAL	PCT CHANGE
37524552 548161 ON ISLAND	14,617.72	40,000.00	215,000.00	62,122.13	.00	25,000.00	-37.5%
37524552 548180 PROMOTIONA	21,485.48	8,548.00	43,548.00	33,612.08	.00	28,700.00	235.8%
TOTAL TDC TRADE SHOWS/TRAVEL	449,903.88	693,048.00	918,048.00	375,878.25	.00	533,200.00	-23.1%
37525539 TDC BEACH IMPROVMENTS							
37525539 534102 CS-BEACHCL	86,057.55	433,048.00	433,048.00	111,498.68	.00	455,200.00	5.1%
37525539 554000 DUES/SUBSC	6,000.00	10,000.00	10,000.00	6,000.00	.00	10,000.00	.0%
TOTAL TDC BEACH IMPROVMENTS	92,057.55	443,048.00	443,048.00	117,498.68	.00	465,200.00	5.0%
37999599 RESERVES							
37999599 599052 RESERA/ADM	.00	50,452.00	49,680.00	.00	.00	50,119.00	-.7%
37999599 599053 RES-MARKET	.00	1,401,070.00	963,162.00	.00	.00	1,256,399.00	-10.3%
37999599 599054 RES-TRADE	.00	498,609.00	173,697.00	.00	.00	528,657.00	6.0%
37999599 599055 RES-BEACH	.00	1,705,622.00	1,700,557.00	.00	.00	2,105,046.00	23.4%
TOTAL RESERVES	.00	3,655,753.00	2,887,096.00	.00	.00	3,940,221.00	7.8%
TOTAL AI TOURIST DEVELOP FUN	4,299,188.77	8,973,253.00	9,179,596.00	3,809,276.68	.00	9,986,096.00	11.3%
41152521 PLANNING D502-LAW ENFORCEMENT							
41152521 531000 PROF SVCS	522.10	.00	378.00	19.53	.00	.00	.0%
41152521 531015 IMPACT STU	162.53	.00	288.00	287.55	.00	.00	.0%
41152521 549002 ADVERTISIN	.00	.00	350.00	190.54	.00	.00	.0%
41152521 564400 EQ-LAW-ENF	.00	75,617.00	74,631.00	.00	.00	74,750.00	-1.1%
TOTAL PLANNING D502-LAW ENFO	684.63	75,617.00	75,647.00	497.62	.00	74,750.00	-1.1%
41152522 PLANNING D502-FIRE & RESCUE							
41152522 531000 PROF SVCS	522.10	.00	378.00	19.53	.00	.00	.0%
41152522 531015 IMPACT STU	162.53	.00	288.00	287.55	.00	.00	.0%
41152522 549002 ADVERTISIN	.00	.00	350.00	190.54	.00	.00	.0%
41152522 564300 EQUIP F&R	.00	20,457.00	19,303.00	.00	.00	19,130.00	-6.5%
TOTAL PLANNING D502-FIRE & R	684.63	20,457.00	20,319.00	497.62	.00	19,130.00	-6.5%
41152541 PLANNING D502-TRANSPORTATION							
41152541 563100 RD CONSTRU	.00	794,000.00	791,759.00	.00	.00	795,800.00	.2%
TOTAL PLANNING D502-TRANSPOR	.00	794,000.00	791,759.00	.00	.00	795,800.00	.2%
41152572 D502-COMMUNITY PARK							
41152572 531000 PROF SVCS	417.69	.00	382.00	15.63	.00	.00	.0%

09/28/2016 12:04
6235cwoo

BOARD OF COMMISSIONERS
NEXT YEAR / CURRENT YEAR BUDGET ANALYSIS

P 62
bgnyrpts

PROJECTION: 20171 2016/2017 BUDGET

FOR PERIOD 99

ACCOUNTS FOR:

NC	IMPACT	FEE	ORD	FUND	2015 ACTUAL	2016 ORIG BUD	2016 REVISED BUD	2016 ACTUAL	2016 PROJECTION	2017 FINAL	PCT CHANGE
41152572	531015			IMPACT STU	162.47	.00	287.00	287.44	.00	.00	.0%
41152572	549002			ADVERTISIN	.00	.00	200.00	152.44	.00	.00	.0%
41152572	563000			PARK DEV	.00	136,140.00	135,426.00	.00	.00	138,450.00	1.7%
TOTAL D502-COMMUNITY PARK					580.16	136,140.00	136,295.00	455.51	.00	138,450.00	1.7%
41152581 PLANNING D502-TRANS OUT-FUNDS											
41152581	591413			TO-BZP/F&R	712.99	130.00	130.00	919.54	.00	100.00	-23.1%
41152581	591414			TO-BZP/LAW	675.26	160.00	160.00	919.49	.00	200.00	25.0%
41152581	591415			TO-BZP/PRK	636.01	210.00	210.00	900.13	.00	100.00	-52.4%
TOTAL PLANNING D502-TRANS OU					2,024.26	500.00	500.00	2,739.16	.00	400.00	-20.0%
41152582 PLANNING D502-TRANS TO CONST O											
41152582	591913			CLERK ADM FEE-CL	345.25	43.00	43.00	289.44	.00	50.00	16.3%
41152582	591914			CLERK ADM FEE-CL	351.48	53.00	53.00	290.02	.00	100.00	88.7%
41152582	591915			CLERK ADM FEE-CL	345.25	70.00	70.00	290.02	.00	50.00	-28.6%
TOTAL PLANNING D502-TRANS TO					1,041.98	166.00	166.00	869.48	.00	200.00	20.5%
41153521 PLANNING D503-LAW ENFORCEMENT											
41153521	531000			PROF SVCS	522.10	.00	378.00	19.53	.00	.00	.0%
41153521	531015			IMPACT STU	162.53	.00	287.00	287.55	.00	.00	.0%
41153521	549002			ADVERTISIN	.00	.00	350.00	190.54	.00	.00	.0%
41153521	564400			EQ-LAW ENF	.00	742,929.00	734,485.00	.00	.00	707,200.00	-4.8%
TOTAL PLANNING D503-LAW ENFO					684.63	742,929.00	735,500.00	497.62	.00	707,200.00	-4.8%
41153522 PLANNING D503-FIRE & RESCUE											
41153522	531000			PROF SVCS	522.10	.00	378.00	19.53	.00	.00	.0%
41153522	531015			IMPACT STU	162.53	.00	287.00	287.55	.00	.00	.0%
41153522	549002			ADVERTISIN	.00	.00	350.00	190.54	.00	.00	.0%
41153522	552640	ST90		EQUIP<\$750	31.31	.00	.00	.00	.00	.00	.0%
41153522	562300	ST90		BLDG-F&R	27,044.04	.00	42,802.00	42,802.33	.00	.00	.0%
41153522	564300			EQUIP F&R	.00	342,885.00	314,964.00	.00	.00	6,150.00	-98.2%
TOTAL PLANNING D503-FIRE & R					27,759.98	342,885.00	358,781.00	43,299.95	.00	6,150.00	-98.2%
41153572 D503 COMMUNITY PARK											
41153572	531000			PROF SVCS	417.69	.00	382.00	15.63	.00	.00	.0%

09/28/2016 12:04
6235cwoo

BOARD OF COMMISSIONERS
NEXT YEAR / CURRENT YEAR BUDGET ANALYSIS

P 63
bgnyrpts

PROJECTION: 20171 2016/2017 BUDGET

FOR PERIOD 99

ACCOUNTS FOR:

NC	IMPACT	FEE	ORD	FUND	2015 ACTUAL	2016 ORIG BUD	2016 REVISED BUD	2016 ACTUAL	2016 PROJECTION	2017 FINAL	PCT CHANGE
41153572	531015			IMPACT STU	162.47	.00	287.00	287.44	.00	.00	.0%
41153572	549002			ADVERTISIN	.00	.00	200.00	152.44	.00	.00	.0%
41153572	562701	NFLY		YBPK BLDG	.00	20,000.00	80,700.00	80,697.54	.00	.00	-100.0%
41153572	563000			PARK DEV	.00	548,200.00	255,048.00	.00	.00	179,350.00	-67.3%
41153572	563732	NFLY		YULEE BP I	3,920.44	170,000.00	390,380.00	388,434.44	.00	.00	-100.0%
TOTAL D503 COMMUNITY PARK					4,500.60	738,200.00	726,997.00	469,587.49	.00	179,350.00	-75.7%
41153581 PLANNING D503-TRANS OUT-FUNDS											
41153581	591413			TO-BZP/F&R	2,970.04	1,549.00	1,549.00	4,362.69	.00	400.00	-74.2%
41153581	591414			TO-BZP/LAW	2,929.09	1,928.00	1,928.00	4,362.62	.00	400.00	-79.3%
41153581	591415			TO-BZP/PRK	3,104.12	2,850.00	2,850.00	4,599.04	.00	200.00	-93.0%
TOTAL PLANNING D503-TRANS OU					9,003.25	6,327.00	6,327.00	13,324.35	.00	1,000.00	-84.2%
41153582 PLANNING D503-TRANS TO CONST O											
41153582	591913			CLERK T/O-F & R	1,141.92	516.00	516.00	702.22	.00	100.00	-80.6%
41153582	591914			CLERK ADM FEE-CL	846.75	643.00	643.00	676.85	.00	100.00	-84.4%
41153582	591915			CLERK ADM FEE-CL	838.07	950.00	950.00	769.52	.00	50.00	-94.7%
TOTAL PLANNING D503-TRANS TO					2,826.74	2,109.00	2,109.00	2,148.59	.00	250.00	-88.1%
41154521 PLANNING D504-LAW ENFORCEMENT											
41154521	531000			PROF SVCS	522.10	.00	378.00	19.53	.00	.00	.0%
41154521	531015			IMPACT STU	162.53	.00	288.00	287.55	.00	.00	.0%
41154521	549002			ADVERTISIN	.00	.00	350.00	190.54	.00	.00	.0%
41154521	564400			EQ-LAW ENF	.00	35,684.00	32,483.00	.00	.00	29,500.00	-17.3%
TOTAL PLANNING D504-LAW ENFO					684.63	35,684.00	33,499.00	497.62	.00	29,500.00	-17.3%
41154522 PLANNING D504-FIRE & RESCUE											
41154522	531000			PROF SVCS	522.10	.00	378.00	19.53	.00	.00	.0%
41154522	531015			IMPACT STU	162.53	.00	288.00	287.55	.00	.00	.0%
41154522	549002			ADVERTISIN	.00	.00	350.00	190.54	.00	.00	.0%
41154522	564300			EQUIP F&R	.00	13,692.00	12,239.00	.00	.00	7,900.00	-42.3%
TOTAL PLANNING D504-FIRE & R					684.63	13,692.00	13,255.00	497.62	.00	7,900.00	-42.3%
41154541 PLANNING D504-TRANSPORTATION											
41154541	563100			RD CONSTRU	.00	477,500.00	475,332.00	.00	.00	477,600.00	.0%

09/28/2016 12:04
6235cwoo

BOARD OF COMMISSIONERS
NEXT YEAR / CURRENT YEAR BUDGET ANALYSIS

P 64
bgnyrpts

PROJECTION: 20171 2016/2017 BUDGET

FOR PERIOD 99

ACCOUNTS FOR:

NC IMPACT FEE ORD FUND	2015 ACTUAL	2016 ORIG BUD	2016 REVISED BUD	2016 ACTUAL	2016 PROJECTION	2017 FINAL	PCT CHANGE
TOTAL PLANNING D504-TRANSPOR	.00	477,500.00	475,332.00	.00	.00	477,600.00	.0%
41154572 D504 COMMUNITY PARK							
41154572 531000 PROF SVCS	417.69	.00	382.00	15.63	.00	.00	.0%
41154572 531015 IMPACT STU	162.47	.00	287.00	287.44	.00	.00	.0%
41154572 549002 ADVERTISIN	.00	.00	200.00	152.44	.00	.00	.0%
41154572 563000 PARK DEV	.00	34,529.00	33,779.00	.00	.00	32,350.00	-6.3%
TOTAL D504 COMMUNITY PARK	580.16	34,529.00	34,648.00	455.51	.00	32,350.00	-6.3%
41154581 PLANNING D504-TRANS OUT-FUNDS							
41154581 591413 T0-BZP/F&R	544.13	96.00	96.00	566.43	.00	100.00	4.2%
41154581 591414 T0-BZP/LAW	507.93	87.00	87.00	597.74	.00	200.00	129.9%
41154581 591415 T0-BZP/PRK	490.63	68.00	68.00	534.33	.00	100.00	47.1%
TOTAL PLANNING D504-TRANS OU	1,542.69	251.00	251.00	1,698.50	.00	400.00	59.4%
41154582 PLANNING D504-TRANS TO CONST O							
41154582 591913 CLERK ADM FEE CL	312.40	32.00	32.00	238.72	.00	50.00	56.3%
41154582 591914 CLERK ADM FEE CK	312.40	29.00	29.00	238.72	.00	100.00	244.8%
41154582 591915 CLERK ADM FEE-CL	316.14	23.00	23.00	238.72	.00	50.00	117.4%
TOTAL PLANNING D504-TRANS TO	940.94	84.00	84.00	716.16	.00	200.00	138.1%
41155521 PLANNING D505-LAW ENFORCEMENT							
41155521 531000 PROF SVCS	522.10	.00	378.00	19.53	.00	.00	.0%
41155521 531015 IMPACT STU	162.53	.00	288.00	287.55	.00	.00	.0%
41155521 549002 ADVERTISIN	.00	.00	350.00	190.54	.00	.00	.0%
41155521 564400 EQ-LAW ENF	.00	67,156.00	66,030.00	.00	.00	67,700.00	.8%
TOTAL PLANNING D505-LAW ENFO	684.63	67,156.00	67,046.00	497.62	.00	67,700.00	.8%
41155522 PLANNING D505-FIRE & RESCUE							
41155522 531000 PROF SVCS	522.10	.00	378.00	19.53	.00	.00	.0%
41155522 531015 IMPACT STU	162.53	.00	288.00	287.55	.00	.00	.0%
41155522 549002 ADVERTISIN	.00	.00	350.00	190.54	.00	.00	.0%
41155522 564300 EQUIP F&R	.00	20,965.00	19,899.00	.00	.00	18,750.00	-10.6%
TOTAL PLANNING D505-FIRE & R	684.63	20,965.00	20,915.00	497.62	.00	18,750.00	-10.6%
41155541 PLANNING D505-TRANSPORTATION							
41155541 563100 RD CONSTRU	.00	301,000.00	289,540.00	.00	.00	292,500.00	-2.8%

09/28/2016 12:04
6235cwoo

BOARD OF COMMISSIONERS
NEXT YEAR / CURRENT YEAR BUDGET ANALYSIS

P 65
bgnyrpts

PROJECTION: 20171 2016/2017 BUDGET

FOR PERIOD 99

ACCOUNTS FOR:

NC	IMPACT	FEE	ORD	FUND	2015 ACTUAL	2016 ORIG BUD	2016 REVISED BUD	2016 ACTUAL	2016 PROJECTION	2017 FINAL	PCT CHANGE
TOTAL PLANNING D505-TRANSPOR					.00	301,000.00	289,540.00	.00	.00	292,500.00	-2.8%
41155572 D505 COMMUNITY PARK											
41155572	531000			PROF SVCS	417.69	.00	382.00	15.63	.00	.00	.0%
41155572	549002			ADVERTISIN	.00	.00	200.00	152.44	.00	.00	.0%
41155572	563000			PARK DEV	.00	61,508.00	61,086.00	.00	.00	62,300.00	1.3%
41155572	563744	BBPT		BRYC.BPK I	16,219.22	.00	.00	.00	.00	.00	.0%
TOTAL D505 COMMUNITY PARK					16,636.91	61,508.00	61,668.00	168.07	.00	62,300.00	1.3%
41155581 PLANNING D505-TRANS OUT-FUNDS											
41155581	591413			TO-BZP/F&R	673.00	124.00	124.00	808.33	.00	100.00	-19.4%
41155581	591414			TO-BZP/LAW	636.88	108.00	108.00	862.06	.00	200.00	85.2%
41155581	591415			TO-BZP/PRK	628.59	144.00	144.00	754.91	.00	100.00	-30.6%
TOTAL PLANNING D505-TRANS OU					1,938.47	376.00	376.00	2,425.30	.00	400.00	6.4%
41155582 PLANNING D505-TRANS TO CONST O											
41155582	591913			CLERK ADM FEE CL	378.91	41.00	41.00	305.16	.00	50.00	22.0%
41155582	591914			CLERK ADM FEE CL	378.89	36.00	36.00	305.16	.00	100.00	177.8%
41155582	591915			CLERK ADM FEE-CL	462.42	48.00	48.00	313.22	.00	50.00	4.2%
TOTAL PLANNING D505-TRANS TO					1,220.22	125.00	125.00	923.54	.00	200.00	60.0%
41157572 REGIONAL PARK											
41157572	531000			PROF SVCS	417.69	.00	382.00	15.63	.00	.00	.0%
41157572	531015			IMPACT STU	162.47	.00	287.00	287.44	.00	.00	.0%
41157572	549002			ADVERTISIN	.00	.00	200.00	152.46	.00	.00	.0%
41157572	563000			IMPR-OTHER	.00	605,830.00	600,006.00	.00	.00	532,150.00	-12.2%
41157572	563710	ABHP		PARK CONST	2,162.50	94,070.00	95,933.00	89,208.99	.00	6,500.00	-93.1%
TOTAL REGIONAL PARK					2,742.66	699,900.00	696,808.00	89,664.52	.00	538,650.00	-23.0%
41157581 REG PARK-TRANS OUT-FUNDS											
41157581	591416			TO-BZP/REG	3,717.43	4,350.00	4,350.00	5,372.71	.00	200.00	-95.4%
TOTAL REG PARK-TRANS OUT-FUN					3,717.43	4,350.00	4,350.00	5,372.71	.00	200.00	-95.4%
41157582 REGIONAL PARK											
41157582	591910			CLERK ADM FEE-CL	963.24	1,450.00	1,450.00	989.71	.00	50.00	-96.6%

09/28/2016 12:04
6235cwoo

BOARD OF COMMISSIONERS
NEXT YEAR / CURRENT YEAR BUDGET ANALYSIS

P 66
bgnyrpts

PROJECTION: 20171 2016/2017 BUDGET

FOR PERIOD 99

ACCOUNTS FOR:

NC IMPACT FEE ORD FUND	2015 ACTUAL	2016 ORIG BUD	2016 REVISED BUD	2016 ACTUAL	2016 PROJECTION	2017 FINAL	PCT CHANGE
TOTAL REGIONAL PARK	963.24	1,450.00	1,450.00	989.71	.00	50.00	-96.6%
41197519 BCC-ADMINISTRATIVE SPACE							
41197519 531000 PROF SVCS	2,088.45	.00	1,412.00	78.11	.00	.00	.0%
41197519 531015 IMPACT STU	649.88	.00	1,150.00	1,149.84	.00	.00	.0%
41197519 549002 ADVERTISIN	.00	.00	800.00	762.16	.00	.00	.0%
41197519 562100 BLDG-ADMIN	.00	1,332,049.00	1,103,349.00	.00	.00	1,052,500.00	-21.0%
TOTAL BCC-ADMINISTRATIVE SPA	2,738.33	1,332,049.00	1,106,711.00	1,990.11	.00	1,052,500.00	-21.0%
41197581 ADMIN FACILITY-TRANS TO FUNDS							
41197581 591411 TO-BZP/ADM	3,847.46	3,488.00	3,488.00	5,985.34	.00	400.00	-88.5%
41197581 591650 911CC T0-CP-EOC	.00	.00	204,635.00	204,635.00	.00	.00	.0%
TOTAL ADMIN FACILITY-TRANS T	3,847.46	3,488.00	208,123.00	210,620.34	.00	400.00	-88.5%
41197582 ADMINISTRATIVE FACILITY-T/O							
41197582 591910 CLERK ADM FEE-CL	953.20	1,163.00	1,163.00	814.92	.00	100.00	-91.4%
TOTAL ADMINISTRATIVE FACILIT	953.20	1,163.00	1,163.00	814.92	.00	100.00	-91.4%
TOTAL NC IMPACT FEE ORD FUND	90,351.09	5,914,600.00	5,869,744.00	851,747.26	.00	4,504,380.00	-23.8%
42549554 IN HOUSE SHIP PROGRAM							
42549554 512000 13/14 REG SALARY	1,175.22	.00	.00	.00	.00	.00	.0%
42549554 512000 14/15 REG SALARY	18,295.52	.00	11,149.00	11,149.15	.00	.00	.0%
42549554 512000 15/16 REG SALARY	.00	38,860.00	27,067.00	.00	.00	43,511.00	12.0%
42549554 512000 16/17 REG SALARY	.00	.00	.00	.00	.00	50,000.00	.0%
42549554 512000 17/18 REG SALARY	.00	.00	.00	.00	.00	50,000.00	.0%
42549554 521010 13/14 FICA TAXES	72.87	.00	.00	.00	.00	.00	.0%
42549554 521010 14/15 FICA TAXES	1,134.26	.00	691.00	691.24	.00	.00	.0%
42549554 521010 15/16 FICA TAXES	.00	.00	1,678.00	.00	.00	.00	.0%
42549554 521020 13/14 MEDICARE T	17.04	.00	.00	.00	.00	.00	.0%
42549554 521020 14/15 MEDICARE T	265.42	.00	161.00	161.68	.00	.00	.0%
42549554 521020 15/16 MEDICARE T	.00	.00	392.00	.00	.00	.00	.0%
42549554 522000 13/14 RETIREMENT	86.61	.00	.00	.00	.00	.00	.0%
42549554 522000 14/15 RETIREMENT	1,341.17	.00	810.00	809.51	.00	.00	.0%
42549554 522000 15/16 RETIREMENT	.00	.00	1,964.00	.00	.00	.00	.0%
42549554 523010 13/14 L & H INS	209.45	.00	.00	.00	.00	.00	.0%
42549554 523010 14/15 L & H INS	3,028.62	.00	2,130.00	2,129.70	.00	.00	.0%

09/28/2016 12:04
6235cwoo

BOARD OF COMMISSIONERS
NEXT YEAR / CURRENT YEAR BUDGET ANALYSIS

P 67
bgnyrpts

PROJECTION: 20171 2016/2017 BUDGET

FOR PERIOD 99

ACCOUNTS FOR:

LOCAL AFFORD HOUSING FND(SHIP)	2015 ACTUAL	2016 ORIG BUD	2016 REVISED BUD	2016 ACTUAL	2016 PROJECTION	2017 FINAL	PCT CHANGE
42549554 523010 15/16 L & H INS	.00	.00	5,169.00	.00	.00	.00	.0%
42549554 524010 13/14 WKRS COMP	3.05	.00	.00	.00	.00	.00	.0%
42549554 524010 14/15 WKRS COMP	47.77	.00	28.00	28.44	.00	.00	.0%
42549554 524010 15/16 WKRS COMP	.00	.00	68.00	13.22	.00	.00	.0%
42549554 540000 13/14 TRAV&PDIEM	36.00	.00	.00	.00	.00	.00	.0%
42549554 542000 13/14 FREIG/POST	42.07	.00	.00	.00	.00	.00	.0%
42549554 542000 14/15 FREIG/POST	20.68	.00	34.00	33.98	.00	.00	.0%
42549554 542000 15/16 FREIG/POST	.00	.00	60.00	6.53	.00	.00	.0%
42549554 544000 13/14 RENT&LEASE	24.54	.00	.00	.00	.00	.00	.0%
42549554 544000 14/15 RENT&LEASE	6.90	.00	25.00	25.10	.00	.00	.0%
42549554 544000 15/16 RENT&LEASE	.00	.00	51.00	4.84	.00	.00	.0%
42549554 546020 13/14 MAIN SVC C	447.84	.00	.00	.00	.00	.00	.0%
42549554 546020 14/15 MAIN SVC C	192.82	.00	333.00	333.48	.00	.00	.0%
42549554 546020 15/16 MAIN SVC C	.00	.00	811.00	402.39	.00	.00	.0%
42549554 547000 13/14 PRINT&BIND	27.20	.00	.00	.00	.00	.00	.0%
42549554 549000 13/14 OT CUR CHG	1,808.40	.00	.00	.00	.00	.00	.0%
42549554 549000 14/15 OT CUR CHG	.00	.00	600.00	600.00	.00	.00	.0%
42549554 549000 15/16 OT CUR CHG	.00	.00	50.00	6.30	.00	.00	.0%
42549554 549002 13/14 ADVERTISIN	723.10	.00	.00	.00	.00	.00	.0%
42549554 549002 14/15 ADVERTISIN	.00	.00	661.00	660.70	.00	.00	.0%
42549554 549002 15/16 ADVERTISIN	.00	.00	750.00	102.56	.00	.00	.0%
42549554 551000 13/14 OFFICE SUP	66.96	.00	.00	.00	.00	.00	.0%
42549554 551000 14/15 OFFICE SUP	55.80	.00	107.00	106.93	.00	.00	.0%
42549554 551000 15/16 OFFICE SUP	.00	.00	100.00	57.56	.00	.00	.0%
42549554 552000 13/14 MISC SUPPL	70.68	.00	.00	.00	.00	.00	.0%
42549554 552000 14/15 MISC SUPPL	552.29	.00	326.00	325.78	.00	.00	.0%
42549554 552000 15/16 MISC SUPPL	.00	.00	513.00	154.20	.00	.00	.0%
42549554 554000 14/15 DUES/SUBSC	.00	.00	106.00	105.43	.00	.00	.0%
42549554 583475 13/14 141DM-188	14,400.00	.00	.00	.00	.00	.00	.0%
42549554 583601 14/15 DOWN/CLOSE	.00	397,063.00	.00	.00	.00	1,787.00	-99.5%
42549554 583601 15/16 DOWN/CLOSE	.00	349,742.00	311,149.00	.00	.00	394,205.00	12.7%
42549554 583601 16/17 DOWN/CLOSE	.00	.00	.00	.00	.00	450,000.00	.0%
42549554 583601 17/18 DOWN/CLOSE	.00	.00	.00	.00	.00	450,000.00	.0%
42549554 584236 12/13 141WK-202	27,600.00	.00	.00	.00	.00	.00	.0%
42549554 584239 12/13 141SS-200	14,000.00	.00	.00	.00	.00	.00	.0%
42549554 584241 13/14 141CM-195	9,950.00	.00	.00	.00	.00	.00	.0%
42549554 584245 13/14 142KS-203D	23,844.00	.00	.00	.00	.00	.00	.0%
42549554 584246 13/14 142hs-204	64,591.05	.00	.00	.00	.00	.00	.0%
42549554 584248 13/14 142BB-206D	38,622.15	.00	.00	.00	.00	.00	.0%
42549554 584251 13/14 152JS-212	25,000.00	.00	.00	.00	.00	.00	.0%
42549554 584253 13/14 151CM-209	21,500.00	.00	.00	.00	.00	.00	.0%
42549554 584255 13/14 151LG-215	16,050.00	.00	.00	.00	.00	.00	.0%
42549554 584256 12/13 151BS-217	15,945.31	.00	.00	.00	.00	.00	.0%
42549554 584256 13/14 151BS-217	3,254.69	.00	.00	.00	.00	.00	.0%

09/28/2016 12:04
6235cwoo

BOARD OF COMMISSIONERS
NEXT YEAR / CURRENT YEAR BUDGET ANALYSIS

P 68
bgnyrpts

PROJECTION: 20171 2016/2017 BUDGET

FOR PERIOD 99

ACCOUNTS FOR:

LOCAL AFFORD HOUSING FND(SHIP)	2015 ACTUAL	2016 ORIG BUD	2016 REVISED BUD	2016 ACTUAL	2016 PROJECTION	2017 FINAL	PCT CHANGE
42549554 584257 13/14 151JD-220	23,625.00	.00	.00	.00	.00	.00	.0%
42549554 584258 13/14 151AF-210	19,500.00	.00	.00	.00	.00	.00	.0%
42549554 584259 13/14 151DM-208	17,951.91	.00	.00	.00	.00	.00	.0%
42549554 584259 14/15 151DM-208	1,348.09	.00	.00	.00	.00	.00	.0%
42549554 584260 14/15 151BR-216	26,347.35	.00	.00	.00	.00	.00	.0%
42549554 584261 13/14 152NR-213	64,739.40	.00	.00	.00	.00	.00	.0%
42549554 584262 13/14 152MM-219	24,720.00	.00	.00	.00	.00	.00	.0%
42549554 584263 13/14 151SC-222D	24,750.00	.00	.00	.00	.00	.00	.0%
42549554 584264 13/14 151HS-221	15,750.00	.00	.00	.00	.00	.00	.0%
42549554 584265 14/15 151MH-218	.00	.00	21,500.00	21,500.00	.00	.00	.0%
42549554 584266 14/15 151JT-227	.00	.00	23,250.00	23,250.00	.00	.00	.0%
42549554 584267 14/15 161TR-238	.00	.00	28,412.00	.00	.00	28,000.00	.0%
42549554 584268 14/15 152SH-228D	.00	.00	65,000.00	600.00	.00	64,400.00	.0%
42549554 584269 14/15 152GB-234	.00	.00	65,000.00	600.00	.00	64,400.00	.0%
42549554 584270 14/15 151AC-226	.00	.00	21,000.00	21,000.00	.00	.00	.0%
42549554 584271 14/15 151DM-232	.00	.00	25,314.00	.00	.00	23,940.00	.0%
42549554 584272 14/15 151NM-229	.00	.00	18,399.00	18,399.00	.00	.00	.0%
42549554 584273 14/15 151LV-231	.00	.00	30,375.00	30,375.00	.00	.00	.0%
42549554 584274 14/15 151DH-233	.00	.00	20,400.00	20,400.00	.00	.00	.0%
42549554 584275 14/15 152ER-236D	.00	.00	65,000.00	600.00	.00	64,400.00	.0%
42549554 584276 15/16 151RF-224	.00	.00	23,850.00	23,850.00	.00	.00	.0%
42549554 584277 15/16 161PH-237	.00	.00	15,000.00	.00	.00	15,000.00	.0%
TOTAL IN HOUSE SHIP PROGRAM	523,241.23	785,665.00	789,483.00	178,482.72	.00	1,699,643.00	116.3%
42549582 IN HOUSE PROGRAM							
42549582 591952 13/14 TT CLERK	31.60	.00	.00	.00	.00	.00	.0%
42549582 591952 15/16 TT CLERK	.00	.00	200.00	23.70	.00	.00	.0%
42549582 591957 13/14 T/O CL REC	126.10	.00	.00	.00	.00	.00	.0%
TOTAL IN HOUSE PROGRAM	157.70	.00	200.00	23.70	.00	.00	.0%
TOTAL LOCAL AFFORD HOUSING F	523,398.93	785,665.00	789,683.00	178,506.42	.00	1,699,643.00	116.3%
43600539 SAISSA-MONITORING							
43600539 531000 PROF SVCS	3,250.00	4,000.00	5,500.00	5,500.00	.00	.00	-100.0%
43600539 531042 AIC MGR FE	71,000.00	66,000.00	66,000.00	60,500.00	.00	.00	-100.0%
43600539 531213 LEGAL SVCS	35,000.00	30,000.00	30,000.00	28,000.00	.00	.00	-100.0%
43600539 531308 PS-TURTLE	4,000.00	4,500.00	4,500.00	.00	.00	4,500.00	.0%
43600539 531369 BIRD MONIT	8,805.00	10,280.00	10,280.00	7,046.25	.00	10,280.00	.0%
43600539 531370 PS-TURTLE	7,440.00	20,000.00	20,000.00	6,755.00	.00	10,000.00	-50.0%
43600539 531380 P & F EVL	25,000.00	.00	.00	.00	.00	27,000.00	.0%
43600539 531383 PHYIS MONT	.00	163,400.00	163,400.00	112,000.00	.00	.00	-100.0%

09/28/2016 12:04
6235cwoo

BOARD OF COMMISSIONERS
NEXT YEAR / CURRENT YEAR BUDGET ANALYSIS

P 69
bgnyrpts

PROJECTION: 20171 2016/2017 BUDGET

FOR PERIOD 99

ACCOUNTS FOR:

SAIS STABILIZATION MSBU	2015 ACTUAL	2016 ORIG BUD	2016 REVISED BUD	2016 ACTUAL	2016 PROJECTION	2017 FINAL	PCT CHANGE
43600539 531386 COAST ENG	24,582.00	20,000.00	20,000.00	17,861.00	.00	30,000.00	50.0%
43600539 531387 BORROW ST	20,000.00	.00	50,000.00	50,000.00	.00	.00	.0%
43600539 531388 FIELD WORK	.00	350,000.00	350,000.00	24,238.00	.00	.00	-100.0%
43600539 532000 ACCT&AUDIT	.00	.00	2,000.00	.00	.00	.00	.0%
43600539 540000 TRAV&PDIEM	496.17	3,000.00	3,000.00	.00	.00	.00	-100.0%
43600539 542000 FREIG/POST	77.05	10,500.00	7,500.00	56.06	.00	.00	-100.0%
43600539 549000 OT CUR CHG	3,087.79	10,699.00	10,199.00	2,170.45	.00	.00	-100.0%
43600539 549002 ADVERTISIN	1,327.16	1,800.00	1,800.00	1,073.98	.00	.00	-100.0%
43600539 549110 PUBLIC INF	2,384.66	9,500.00	9,500.00	1,300.00	.00	.00	-100.0%
43600539 555000 TRAINING	350.00	1,500.00	1,500.00	.00	.00	.00	-100.0%
TOTAL SAISSA-MONITORING	206,799.83	705,179.00	755,179.00	316,500.74	.00	81,780.00	-88.4%
43600582 MONITORING							
43600582 591910 CLERK TR-CONS OF	425.40	12,849.00	12,849.00	12,646.90	.00	.00	-100.0%
43600582 591910 PROPA TR-CONS OF	.00	6,424.00	6,424.00	.00	.00	.00	-100.0%
43600582 591910 TAXCO TR-CONS OF	.00	12,849.00	12,849.00	12,306.51	.00	.00	-100.0%
TOTAL MONITORING	425.40	32,122.00	32,122.00	24,953.41	.00	.00	-100.0%
43601539 SAISSA OPERATING COSTS							
43601539 531042 MNGT FEES	.00	.00	.00	.00	.00	66,000.00	.0%
43601539 531213 LEGAL SVCS	.00	.00	.00	.00	.00	24,000.00	.0%
43601539 540000 TRAV&PDIEM	.00	.00	.00	.00	.00	3,000.00	.0%
43601539 542000 FREIG/POST	.00	.00	.00	.00	.00	2,000.00	.0%
43601539 547000 PRINT&BIND	.00	.00	.00	.00	.00	4,500.00	.0%
43601539 549000 OT CUR CHG	.00	.00	.00	.00	.00	4,000.00	.0%
43601539 549002 ADVERTISIN	.00	.00	.00	.00	.00	1,600.00	.0%
43601539 549110 PO INFORM	.00	.00	.00	.00	.00	9,500.00	.0%
43601539 555000 TRAINING	.00	.00	.00	.00	.00	1,500.00	.0%
TOTAL SAISSA OPERATING COSTS	.00	.00	.00	.00	.00	116,100.00	.0%
43603539 BEACH RENOURISH DESIGN/PERMIT							
43603539 531376 AREA SURVY	.00	.00	.00	.00	.00	100,000.00	.0%
43603539 531391 SAND S PHI	.00	.00	.00	.00	.00	128,400.00	.0%
43603539 531392 SS PHII	.00	.00	.00	.00	.00	235,000.00	.0%
TOTAL BEACH RENOURISH DESIGN	.00	.00	.00	.00	.00	463,400.00	.0%
43606539 ASSESSMENT PROGRAM COSTS							
43606539 531000 PROF SVCS	.00	.00	.00	.00	.00	4,500.00	.0%

09/28/2016 12:04
6235cwoo

BOARD OF COMMISSIONERS
NEXT YEAR / CURRENT YEAR BUDGET ANALYSIS

P 70
bgnyrpts

PROJECTION: 20171 2016/2017 BUDGET

FOR PERIOD 99

ACCOUNTS FOR:

SAIS STABILIZATION MSBU	2015 ACTUAL	2016 ORIG BUD	2016 REVISED BUD	2016 ACTUAL	2016 PROJECTION	2017 FINAL	PCT CHANGE
43606539 531213 LEGAL SVCS	.00	.00	.00	.00	.00	6,000.00	.0%
43606539 542000 FREIG/POST	.00	.00	.00	.00	.00	1,500.00	.0%
43606539 547000 PRINT&BIND	.00	.00	.00	.00	.00	2,700.00	.0%
43606539 549000 OT CUR CHG	.00	.00	.00	.00	.00	2,000.00	.0%
43606539 549002 ADVERTISIN	.00	.00	.00	.00	.00	3,000.00	.0%
TOTAL ASSESSMENT PROGRAM COS	.00	.00	.00	.00	.00	19,700.00	.0%
43606582 ASSESSMENT PROGRAM COST - T/O							
43606582 591910 CLERK TR-CONS OF	.00	.00	.00	.00	.00	12,839.00	.0%
43606582 591910 PROPA TR-CONS OF	.00	.00	.00	.00	.00	5,920.00	.0%
43606582 591910 TAXCO TR-CONS OF	.00	.00	.00	.00	.00	11,839.00	.0%
TOTAL ASSESSMENT PROGRAM COS	.00	.00	.00	.00	.00	30,598.00	.0%
43999599 RESERVES							
43999599 599001 RES CONTIN	.00	125,000.00	173,997.00	.00	.00	.00	-100.0%
43999599 599211 RESV-SR	.00	.00	.00	.00	.00	265,000.00	.0%
43999599 599212 RESV-D&P	.00	.00	.00	.00	.00	111,352.00	.0%
43999599 599900 CASH TO BE	.00	.00	.00	.00	.00	40,000.00	.0%
TOTAL RESERVES	.00	125,000.00	173,997.00	.00	.00	416,352.00	233.1%
TOTAL SAIS STABILIZATION MSB	207,225.23	862,301.00	961,298.00	341,454.15	.00	1,127,930.00	30.8%
45001519 BOARD OF CO COMMISSIONERS							
45001519 523020 RET-HEALTH	22,114.08	21,504.00	28,668.00	28,667.52	.00	28,156.00	30.9%
TOTAL BOARD OF CO COMMISSION	22,114.08	21,504.00	28,668.00	28,667.52	.00	28,156.00	30.9%
45242524 DEMOLITION/CONDEMNATION							
45242524 542000 FREIG/POST	.00	200.00	200.00	.00	.00	.00	-100.0%
45242524 549002 ADVERTISIN	.00	1,500.00	1,500.00	.00	.00	.00	-100.0%
45242524 549011 REC-SATISF	.00	250.00	250.00	.00	.00	.00	-100.0%
45242524 549240 PROT INSP	.00	20,000.00	6,600.00	.00	.00	.00	-100.0%
TOTAL DEMOLITION/CONDEMNATIO	.00	21,950.00	8,550.00	.00	.00	.00	-100.0%
45242582 DEMOLITION/CONDEMNATION							
45242582 591910 CLERK REC F-LIEN	.00	200.00	200.00	.00	.00	.00	-100.0%

09/28/2016 12:04
6235cwoo

BOARD OF COMMISSIONERS
NEXT YEAR / CURRENT YEAR BUDGET ANALYSIS

P 71
bgnyrpts

PROJECTION: 20171 2016/2017 BUDGET

FOR PERIOD 99

ACCOUNTS FOR:

BUILDING DEPARTMENT FUND	2015 ACTUAL	2016 ORIG BUD	2016 REVISED BUD	2016 ACTUAL	2016 PROJECTION	2017 FINAL	PCT CHANGE
TOTAL DEMOLITION/CONDEMNATIO	.00	200.00	200.00	.00	.00	.00	-100.0%
45245524 BUILDING INSPECTIONS							
45245524 512000 REGULAR SA	208,774.39	215,147.00	202,983.00	176,886.83	.00	224,557.00	4.4%
45245524 512001 HHERM SAL-EMERG	.00	.00	.00	93.91	.00	.00	.0%
45245524 514000 OVERTIME	1,331.67	15,000.00	15,000.00	12,676.21	.00	15,000.00	.0%
45245524 515000 SPECIAL PA	300.00	1,800.00	1,800.00	300.00	.00	1,800.00	.0%
45245524 521010 FICA TAXES	12,172.64	14,381.00	14,381.00	10,621.75	.00	14,964.00	4.1%
45245524 521010 HHERM FICA TAXES	.00	.00	.00	5.76	.00	.00	.0%
45245524 521020 MEDICARE T	2,846.84	3,363.00	3,363.00	2,484.10	.00	3,500.00	4.1%
45245524 521020 HHERM MEDICARE T	.00	.00	.00	1.35	.00	.00	.0%
45245524 522000 RETIREMENT	15,412.34	16,709.00	16,709.00	16,308.37	.00	18,015.00	7.8%
45245524 522000 HHERM RETIREMENT	.00	.00	.00	19.26	.00	.00	.0%
45245524 523010 L & H INS	32,465.19	35,693.00	35,693.00	23,519.88	.00	28,860.00	-19.1%
45245524 523010 HHERM L & H INS	.00	.00	.00	9.08	.00	.00	.0%
45245524 524010 WORKERS' C	3,107.08	4,787.00	4,787.00	3,125.96	.00	4,959.00	3.6%
45245524 531031 EMPLOY PHY	.00	160.00	160.00	80.00	.00	160.00	.0%
45245524 531035 DRUG TESTI	25.00	114.00	134.00	88.00	.00	152.00	33.3%
45245524 534000 OT CONT SV	2,956.70	32,530.00	42,530.00	41,493.26	.00	35,220.00	8.3%
45245524 540000 TRAVEL & P	1,543.22	6,446.00	4,623.00	.00	.00	7,568.00	17.4%
45245524 541000 COMMUNICAT	4,010.17	4,548.00	4,548.00	3,776.09	.00	6,300.00	38.5%
45245524 543000 UTILITY SE	1,929.65	2,500.00	2,500.00	1,612.84	.00	2,500.00	.0%
45245524 544000 RENTALS/LE	1,032.37	1,771.00	1,771.00	1,241.10	.00	1,771.00	.0%
45245524 545000 INSURANCE	1,948.30	3,295.00	3,295.00	1,562.38	.00	2,785.00	-15.5%
45245524 546000 REPAIRS &	4,339.94	5,500.00	5,500.00	5,266.31	.00	5,500.00	.0%
45245524 546020 MAINTENANC	93.09	200.00	200.00	113.95	.00	500.00	150.0%
45245524 547000 PRINTING &	334.78	426.00	426.00	.00	.00	425.00	-.2%
45245524 549000 OTHER CURR	.00	500.00	500.00	28.89	.00	500.00	.0%
45245524 549002 ADVERTISIN	.00	500.00	2,303.00	2,159.13	.00	1,000.00	100.0%
45245524 549081 BACKGROUND	24.00	230.00	230.00	121.00	.00	230.00	.0%
45245524 551000 OFFICE SUP	528.78	850.00	850.00	755.40	.00	850.00	.0%
45245524 552000 MISCELLANE	1,172.33	1,000.00	1,800.00	1,347.08	.00	1,000.00	.0%
45245524 552020 GAS, OIL &	9,361.29	11,900.00	11,100.00	7,033.36	.00	11,900.00	.0%
45245524 552020 HHERM GAS/OIL&LU	.00	.00	.00	9.89	.00	.00	.0%
45245524 552030 JANITOR SU	.00	100.00	100.00	.00	.00	100.00	.0%
45245524 552040 TOOLS&SMI	184.14	400.00	400.00	386.74	.00	400.00	.0%
45245524 552050 UNIFORMS	1,078.56	1,230.00	1,230.00	881.32	.00	1,230.00	.0%
45245524 552051 SAFETY APP	.00	400.00	400.00	23.72	.00	400.00	.0%
45245524 552640 EQUIPMENT	3,655.56	4,720.00	2,720.00	937.74	.00	3,040.00	-35.6%
45245524 552646 SOFTWARE	.00	500.00	500.00	.00	.00	500.00	.0%
45245524 554000 DUES/SUBSC	1,458.28	3,944.00	3,944.00	760.00	.00	4,048.00	2.6%
45245524 555000 TRAINING	2,200.75	4,723.00	4,723.00	584.98	.00	4,748.00	.5%

09/28/2016 12:04
6235cwoo

BOARD OF COMMISSIONERS
NEXT YEAR / CURRENT YEAR BUDGET ANALYSIS

P 72
bgnyrpts

PROJECTION: 20171 2016/2017 BUDGET

FOR PERIOD 99

ACCOUNTS FOR:

BUILDING	DEPARTMENT	FUND	2015 ACTUAL	2016 ORIG BUD	2016 REVISED BUD	2016 ACTUAL	2016 PROJECTION	2017 FINAL	PCT CHANGE
45245524	564000	EQUIPMENT	138.87	1,598.00	3,598.00	3,347.36	.00	1,600.00	.1%
45245524	564001	EQ\$5000 OG	.00	.00	.00	.00	.00	105,600.00	.0%
45245524	564001	FRP EQ\$5000 OG	.00	25,100.00	25,100.00	24,532.55	.00	.00	-100.0%
TOTAL BUILDING INSPECTIONS			314,425.93	422,065.00	419,901.00	344,195.55	.00	511,682.00	21.2%
45245581 BUILDING INSPECTIONS									
45245581	591010	T/O-GEN	19,172.00	18,434.00	18,434.00	18,434.00	.00	17,968.00	-2.5%
45245581	591015	TO-GENERAL	7,831.00	7,831.00	7,831.00	7,831.00	.00	18,483.00	136.0%
TOTAL BUILDING INSPECTIONS			27,003.00	26,265.00	26,265.00	26,265.00	.00	36,451.00	38.8%
45246515 BUILDING DEPARTMENT									
45246515	512000	REG SALARY	305,748.34	379,910.00	372,910.00	301,718.11	.00	434,024.00	14.2%
45246515	513000	SALARY-N/R	11,672.50	21,000.00	21,000.00	17,232.50	.00	27,000.00	28.6%
45246515	514000	OVERTIME	376.04	1,500.00	8,500.00	8,338.73	.00	6,000.00	300.0%
45246515	515000	SP PAY-N/R	.00	.00	.00	.00	.00	600.00	.0%
45246515	521010	FICA TAXES	19,363.37	24,949.00	24,949.00	19,920.15	.00	28,993.00	16.2%
45246515	521020	MEDICARE T	4,528.41	5,835.00	5,835.00	4,658.76	.00	6,781.00	16.2%
45246515	522000	RETIREMENT	22,459.84	27,690.00	27,690.00	22,773.49	.00	33,090.00	19.5%
45246515	523010	L & H INS	34,131.15	40,498.00	40,498.00	29,473.98	.00	46,809.00	15.6%
45246515	524010	WKRS COMP	2,869.06	5,934.00	5,934.00	3,874.97	.00	5,223.00	-12.0%
45246515	531031	EMPLOY PHY	.00	160.00	160.00	.00	.00	160.00	.0%
45246515	531035	DRUG TEST	.00	114.00	114.00	.00	.00	114.00	.0%
45246515	534000	OT CONT SV	83.52	284.00	1,284.00	927.93	.00	1,269.00	346.8%
45246515	540000	TRAVEL & P	1,442.25	4,557.00	4,557.00	1,259.00	.00	4,772.00	4.7%
45246515	541000	COMMUNICAT	1,664.13	3,872.00	3,872.00	1,300.66	.00	4,322.00	11.6%
45246515	542000	FREIG/POST	1,225.93	2,000.00	2,000.00	742.56	.00	2,000.00	.0%
45246515	543000	UTILITY SV	4,229.34	6,800.00	6,800.00	3,534.98	.00	6,800.00	.0%
45246515	544000	RENT&LEASE	2,625.34	16,258.00	16,258.00	9,264.58	.00	13,201.00	-18.8%
45246515	545000	INSURANCE	2,096.55	2,155.00	2,155.00	1,706.09	.00	2,580.00	19.7%
45246515	546000	REPAIRS &	575.93	2,100.00	2,100.00	45.85	.00	1,500.00	-28.6%
45246515	546020	MAIN SVC C	9,285.97	8,315.00	8,315.00	7,236.12	.00	8,681.00	4.4%
45246515	547000	PRINTING &	718.77	1,138.00	1,138.00	385.05	.00	560.00	-50.8%
45246515	549000	OTHER CURR	781.36	5,202.00	5,402.00	3,920.25	.00	12,500.00	140.3%
45246515	549002	ADVERTISIN	604.94	1,080.00	1,080.00	1,004.38	.00	2,000.00	85.2%
45246515	549081	BACKGROUND	46.00	250.00	250.00	181.50	.00	250.00	.0%
45246515	549405	REFUND PYR	14,885.00	.00	.00	.00	.00	.00	.0%
45246515	551000	OFFICE SUP	1,278.34	1,500.00	1,500.00	1,104.13	.00	1,500.00	.0%
45246515	552000	MISCELLANE	4,979.59	4,800.00	4,800.00	3,944.94	.00	5,000.00	4.2%
45246515	552001	PHOTO SUP	.00	100.00	100.00	.00	.00	100.00	.0%
45246515	552020	GAS, OIL &	519.09	2,200.00	2,200.00	250.93	.00	2,200.00	.0%

09/28/2016 12:04
6235cwoo

BOARD OF COMMISSIONERS
NEXT YEAR / CURRENT YEAR BUDGET ANALYSIS

P 73
bgnyrpts

PROJECTION: 20171 2016/2017 BUDGET

FOR PERIOD 99

ACCOUNTS FOR:

BUILDING DEPARTMENT FUND	2015 ACTUAL	2016 ORIG BUD	2016 REVISED BUD	2016 ACTUAL	2016 PROJECTION	2017 FINAL	PCT CHANGE
45246515 552030 JANITOR SU	.00	100.00	100.00	.00	.00	100.00	.0%
45246515 552050 UNIFORMS	371.50	870.00	870.00	.00	.00	1,870.00	114.9%
45246515 552640 EQUIPMENT	2,086.78	3,464.00	3,464.00	3,303.31	.00	4,824.00	39.3%
45246515 552646 SOFTWARE	17,993.50	45,863.00	44,663.00	20,062.50	.00	43,750.00	-4.6%
45246515 554000 DUES/SUBSC	2,288.17	3,346.00	3,346.00	2,335.64	.00	3,419.00	2.2%
45246515 555000 TRAINING	1,797.98	14,846.00	14,846.00	6,234.23	.00	14,456.00	-2.6%
45246515 564000 EQUIPMENT	3,296.00	7,298.00	7,298.00	4,368.16	.00	6,330.00	-13.3%
45246515 564001 EQ\$5000 OG	.00	.00	8,400.00	8,305.58	.00	9,000.00	.0%
45246515 564001 FRP EQ\$5000 OG	.00	23,400.00	23,400.00	23,287.55	.00	.00	-100.0%
TOTAL BUILDING DEPARTMENT	476,024.69	669,388.00	677,788.00	512,696.61	.00	741,778.00	10.8%
45246581 BUILDING-TRANSFER OUT							
45246581 591010 T/O GEN	28,759.00	32,317.00	32,317.00	32,317.00	.00	31,486.00	-2.6%
45246581 591015 TO-GENERAL	33,815.00	33,815.00	33,815.00	33,815.00	.00	69,426.00	105.3%
45246581 591016 TO-G-IT	1,653.21	3,000.00	3,000.00	.00	.00	1,800.00	-40.0%
TOTAL BUILDING-TRANSFER OUT	64,227.21	69,132.00	69,132.00	66,132.00	.00	102,712.00	48.6%
45249515 PERMITTING							
45249515 512000 REG SALARY	208,299.06	218,761.00	216,061.00	184,229.15	.00	224,816.00	2.8%
45249515 514000 OVERTIME	1,234.57	1,200.00	3,900.00	2,808.68	.00	2,000.00	66.7%
45249515 521010 FICA TAXES	12,424.52	13,638.00	13,638.00	11,268.04	.00	14,063.00	3.1%
45249515 521020 MEDICARE T	2,905.65	3,189.00	3,189.00	2,635.34	.00	3,289.00	3.1%
45249515 522000 RETIREMENT	15,361.02	15,969.00	15,969.00	13,051.64	.00	17,057.00	6.8%
45249515 523010 L & H INS	37,687.17	40,993.00	40,993.00	30,677.88	.00	43,079.00	5.1%
45249515 524010 WKRS COMP	347.77	550.00	550.00	359.16	.00	517.00	-6.0%
45249515 525000 UNEMP COMP	4,400.00	.00	.00	.00	.00	.00	.0%
45249515 531035 DRUG TEST	.00	114.00	114.00	.00	.00	159.00	39.5%
45249515 534000 OT CONT SV	124.32	153.00	153.00	109.95	.00	162.00	5.9%
45249515 540000 TRAVEL & P	.00	235.00	235.00	1.50	.00	242.00	3.0%
45249515 541000 COMMUNICAT	232.14	250.00	250.00	210.51	.00	260.00	4.0%
45249515 543000 UTILITY SV	6,132.56	7,000.00	7,000.00	5,125.73	.00	7,000.00	.0%
45249515 544000 RENT&LEASE	3,224.16	4,546.00	4,546.00	4,218.35	.00	4,980.00	9.5%
45249515 545000 INSURANCE	2,011.84	2,600.00	2,600.00	1,640.42	.00	2,325.00	-10.6%
45249515 546000 REPAIRS &	600.50	625.00	.00	.00	.00	600.00	-4.0%
45249515 546020 MAIN SVC C	1,054.47	1,605.00	1,605.00	1,495.55	.00	2,240.00	39.6%
45249515 547000 PRINTING &	416.86	600.00	600.00	279.83	.00	800.00	33.3%
45249515 549000 OTHER CURR	.00	550.00	300.00	.00	.00	550.00	.0%
45249515 549002 ADVERTISIN	330.01	250.00	375.00	346.78	.00	250.00	.0%
45249515 549081 BACKGROUND	52.50	230.00	230.00	105.00	.00	230.00	.0%
45249515 551000 OFFICE SUP	1,290.19	1,500.00	1,500.00	1,367.50	.00	1,600.00	6.7%

09/28/2016 12:04
6235cwoo

BOARD OF COMMISSIONERS
NEXT YEAR / CURRENT YEAR BUDGET ANALYSIS

P 74
bgnyrpts

PROJECTION: 20171 2016/2017 BUDGET

FOR PERIOD 99

ACCOUNTS FOR:

BUILDING DEPARTMENT FUND	2015 ACTUAL	2016 ORIG BUD	2016 REVISED BUD	2016 ACTUAL	2016 PROJECTION	2017 FINAL	PCT CHANGE
45249515 552000 MISCELLANE	4,019.52	4,500.00	5,375.00	5,155.25	.00	4,500.00	.0%
45249515 552030 JANITOR SU	.00	100.00	100.00	.00	.00	100.00	.0%
45249515 552050 UNIFORMS	350.00	540.00	540.00	68.00	.00	735.00	36.1%
45249515 552640 EQUIPMENT	1,392.11	1,675.00	2,675.00	2,578.36	.00	3,445.00	105.7%
45249515 552646 SOFTWARE	.00	1,000.00	575.00	.00	.00	1,000.00	.0%
45249515 554000 DUES/SUBSC	238.00	271.00	271.00	238.00	.00	425.00	56.8%
45249515 555000 TRAINING	.00	1,135.00	1,135.00	198.00	.00	900.00	-20.7%
45249515 564000 EQUIPMENT	216.02	7,586.00	6,886.00	2,411.00	.00	5,061.00	-33.3%
TOTAL PERMITTING	304,344.96	331,365.00	331,365.00	270,579.62	.00	342,385.00	3.3%
45249581 PERMITTING							
45249581 591010 T/O-GEN	28,759.00	27,689.00	27,689.00	27,689.00	.00	31,486.00	13.7%
45249581 591015 TO-GENERAL	50,524.00	50,524.00	50,524.00	50,524.00	.00	73,835.00	46.1%
TOTAL PERMITTING	79,283.00	78,213.00	78,213.00	78,213.00	.00	105,321.00	34.7%
45999599 RESERVES							
45999599 599001 RES CONTIN	.00	150,000.00	298,942.00	.00	.00	150,000.00	.0%
45999599 599045 RES-COMP A	.00	150,000.00	150,000.00	.00	.00	150,000.00	.0%
45999599 599900 CASH TO BE	.00	2,711,911.00	2,711,911.00	.00	.00	2,805,389.00	3.4%
TOTAL RESERVES	.00	3,011,911.00	3,160,853.00	.00	.00	3,105,389.00	3.1%
TOTAL BUILDING DEPARTMENT FU	1,287,422.87	4,651,993.00	4,800,935.00	1,326,749.30	.00	4,973,874.00	6.9%
47453539 MAINTENANCE SPECIAL ASSESSMNT							
47453539 531000 PROF SVCS	7,500.00	7,500.00	7,500.00	7,500.00	.00	7,500.00	.0%
47453539 534013 CS-LANDSCA	53,859.96	57,500.00	57,500.00	53,859.96	.00	56,600.00	-1.6%
47453539 542000 FREIG/POST	58.16	100.00	100.00	61.55	.00	100.00	.0%
47453539 543000 UTILITY SV	87,104.74	90,000.00	90,000.00	73,426.31	.00	93,500.00	3.9%
47453539 546000 RPR&MAINT	18,183.98	100,000.00	100,000.00	10,426.59	.00	100,000.00	.0%
47453539 546530 ROAD MAINT	26,203.00	100,000.00	100,000.00	8,795.00	.00	100,000.00	.0%
47453539 549000 OT CUR CHG	.00	100.00	100.00	.00	.00	100.00	.0%
47453539 549002 ADVERTISIN	.00	1,000.00	1,000.00	.00	.00	1,000.00	.0%
TOTAL MAINTENANCE SPECIAL AS	192,909.84	356,200.00	356,200.00	154,069.41	.00	358,800.00	.7%
47453581 AMELIA CONCOURSE							
47453581 591010 TO-GENERAL	2,666.31	2,520.00	2,520.00	2,447.81	.00	2,666.00	5.8%
TOTAL AMELIA CONCOURSE	2,666.31	2,520.00	2,520.00	2,447.81	.00	2,666.00	5.8%
47453582 AMELIA CONCOURSE							
47453582 591910 CLERK FEES-CLERK	3,704.42	3,768.00	3,759.00	3,634.48	.00	3,768.00	.0%

09/28/2016 12:04
6235cwoo

BOARD OF COMMISSIONERS
NEXT YEAR / CURRENT YEAR BUDGET ANALYSIS

P 75
bgnyrpts

PROJECTION: 20171 2016/2017 BUDGET

FOR PERIOD 99

ACCOUNTS FOR:

ACCOUNTS FOR:	2015 ACTUAL	2016 ORIG BUD	2016 REVISED BUD	2016 ACTUAL	2016 PROJECTION	2017 FINAL	PCT CHANGE
47453582 591910 PROPA TR-CONS OF	1,836.00	1,836.00	1,854.00	1,854.00	.00	1,824.00	-.7%
47453582 591910 TAXCO FEE-TC	3,255.34	3,768.00	3,759.00	3,630.80	.00	3,768.00	.0%
TOTAL AMELIA CONCOURSE	8,795.76	9,372.00	9,372.00	9,119.28	.00	9,360.00	-.1%
47453599 AC MAINT SA RESERVES							
47453599 599001 RES CONTIN	.00	37,000.00	10,933.00	.00	.00	37,000.00	.0%
47453599 599900 CASH TO BE	.00	698,890.00	698,890.00	.00	.00	656,156.00	-6.1%
TOTAL AC MAINT SA RESERVES	.00	735,890.00	709,823.00	.00	.00	693,156.00	-5.8%
TOTAL AMELIA CONCOURSE MSBU	204,371.91	1,103,982.00	1,077,915.00	165,636.50	.00	1,063,982.00	-3.6%
48223522 FIREFIGHTER ED TRUST FUND							
48223522 549000 OT CUR CHG	.00	3.00	3.00	.00	.00	3.00	.0%
TOTAL FIREFIGHTER ED TRUST F	.00	3.00	3.00	.00	.00	3.00	.0%
TOTAL FIREFIGHTER ED TRUST F	.00	3.00	3.00	.00	.00	3.00	.0%
49172713 COURT TECH 28.222							
49172713 541000 CJ162 COMMUNICAT	.00	.00	500.00	.00	.00	500.00	.0%
49172713 541000 CJ170 COMMUNICAT	.00	.00	.00	.00	.00	1,700.00	.0%
49172713 541000 GDLIT COMMUNICAT	.00	.00	1,000.00	.00	.00	.00	.0%
49172713 541040 CJ161 COM-COMPUT	.00	.00	2,500.00	56.60	.00	.00	.0%
49172713 541040 CJ162 COM-COMPUT	226.54	.00	840.00	810.20	.00	840.00	.0%
49172713 541040 CJ170 COM-COMPUT	214.90	.00	2,250.00	1,990.22	.00	.00	.0%
49172713 541040 PD165 COM-COMPUT	11,036.91	8,500.00	8,510.00	7,796.25	.00	11,200.00	31.8%
49172713 541040 SA164 COM-COMPUT	16,417.50	18,000.00	17,017.00	10,498.50	.00	18,000.00	.0%
49172713 544000 CJ161 RENT&LEASE	.00	.00	.00	.00	.00	2,287.00	.0%
49172713 544000 CJ162 RENT&LEASE	.00	.00	.00	.00	.00	2,366.00	.0%
49172713 544000 CJ170 RENT&LEASE	.00	.00	.00	.00	.00	3,574.00	.0%
49172713 544000 GDLIT RENT&LEASE	.00	.00	.00	.00	.00	1,389.00	.0%
49172713 546000 CJ170 RPR&MAINT	.00	2,500.00	1,950.00	.00	.00	2,500.00	.0%
49172713 549000 PD165 OT CUR CHG	11,244.00	10,300.00	10,300.00	9,675.00	.00	13,850.00	34.5%
49172713 549000 SA164 OT CUR CHG	.00	.00	666.00	665.73	.00	.00	.0%
49172713 552000 CJ161 MISC SUPPL	.00	5,000.00	2,500.00	29.85	.00	5,000.00	.0%
49172713 552000 CJ162 MISC SUPPL	528.20	5,000.00	3,660.00	418.19	.00	3,660.00	-26.8%
49172713 552000 CJ170 MISC SUPPL	2,727.11	5,000.00	3,300.00	2,530.68	.00	3,300.00	-34.0%
49172713 552000 PD165 MISC SUPPL	795.91	1,500.00	3,990.00	2,041.88	.00	9,000.00	500.0%
49172713 552000 SA164 MISC SUPPL	1,863.90	5,000.00	5,000.00	1,254.00	.00	5,000.00	.0%
49172713 552640 CJ161 EQUIP<\$750	.00	5,000.00	5,000.00	197.79	.00	5,000.00	.0%
49172713 552640 CJ162 EQUIP<\$750	236.04	5,000.00	3,000.00	.00	.00	5,000.00	.0%

09/28/2016 12:04
6235cwoo

BOARD OF COMMISSIONERS
NEXT YEAR / CURRENT YEAR BUDGET ANALYSIS

P 76
bgnyrpts

PROJECTION: 20171 2016/2017 BUDGET

FOR PERIOD 99

ACCOUNTS FOR:

F.S. SPECIAL REVENUES FUND	2015 ACTUAL	2016 ORIG BUD	2016 REVISED BUD	2016 ACTUAL	2016 PROJECTION	2017 FINAL	PCT CHANGE
49172713 552640 CJ170 EQUIP<\$750	1,487.29	5,000.00	5,000.00	1,247.15	.00	5,000.00	.0%
49172713 552640 GDLIT EQUIP<\$750	.00	5,000.00	4,000.00	1,317.12	.00	5,000.00	.0%
49172713 552640 PD165 EQUIP<\$750	960.00	1,000.00	1,000.00	.00	.00	13,000.00	1200.0%
49172713 552640 SA164 EQUIP<\$750	.00	2,100.00	2,100.00	.00	.00	5,429.00	158.5%
49172713 552646 SA164 SOFTWARE	.00	.00	317.00	316.23	.00	.00	.0%
49172713 564000 EQUIPMENT	48,033.75	978,566.00	1,033,574.00	22,893.80	.00	1,185,411.00	21.1%
49172713 564000 CJ161 EQUIPMENT	2,024.06	5,000.00	5,000.00	1,330.02	.00	5,000.00	.0%
49172713 564000 CJ162 EQUIPMENT	2,581.39	5,000.00	7,000.00	.00	.00	5,000.00	.0%
49172713 564000 CJ170 EQUIPMENT	6,603.69	7,500.00	7,500.00	1,832.70	.00	7,500.00	.0%
49172713 564000 GDLIT EQUIPMENT	1,607.10	5,000.00	5,000.00	.00	.00	5,000.00	.0%
49172713 564000 PD165 EQUIPMENT	19,663.00	10,000.00	7,500.00	.00	.00	.00	-100.0%
49172713 564001 PD165 EQ\$5000 OG	.00	35,000.00	35,000.00	.00	.00	8,800.00	-74.9%
TOTAL COURT TECH 28.222	128,251.29	1,129,966.00	1,184,974.00	66,901.91	.00	1,339,306.00	18.5%
49255525 PUBLIC SAFETY-COMMUNICATION SY							
49255525 544000 RENT&LEASE	51,051.42	53,604.00	54,131.00	54,130.88	.00	59,045.00	10.2%
49255525 546000 RPR&MAINT	12,831.72	18,446.00	21,565.00	984.77	.00	23,955.00	29.9%
TOTAL PUBLIC SAFETY-COMMUNIC	63,883.14	72,050.00	75,696.00	55,115.65	.00	83,000.00	15.2%
49692573 FL ARTS LICENSE PLATES							
49692573 547000 PRINT&BIND	.00	50.00	50.00	.00	.00	100.00	100.0%
49692573 548000 PROMOTIONS	508.01	1,000.00	1,000.00	.00	.00	1,000.00	.0%
49692573 548121 PRINT BROC	.00	1,000.00	1,000.00	231.90	.00	1,000.00	.0%
49692573 548240 ADV-WEBSIT	244.67	1,000.00	1,000.00	165.00	.00	1,000.00	.0%
49692573 582015 ARTS COUNC	.00	15,015.00	14,960.00	.00	.00	15,260.00	1.6%
TOTAL FL ARTS LICENSE PLATES	752.68	18,065.00	18,010.00	396.90	.00	18,360.00	1.6%
49791579 FL BOATING IMPROVEMENT PROGRAM							
49791579 546000 MNBDR RPR&MAINT	.00	40,340.00	40,340.00	.00	.00	40,340.00	.0%
49791579 546000 WNBSS RPR&MAINT	.00	36,230.00	36,230.00	.00	.00	36,230.00	.0%
49791579 546704 R&M BOAT R	1,308.47	30,824.00	35,896.00	.00	.00	78,230.00	153.8%
49791579 564000 EQUIPMENT	3,675.00	.00	.00	.00	.00	.00	.0%
TOTAL FL BOATING IMPROVEMENT	4,983.47	107,394.00	112,466.00	.00	.00	154,800.00	44.1%
TOTAL F.S. SPECIAL REVENUES	197,870.58	1,327,475.00	1,391,146.00	122,414.46	.00	1,595,466.00	20.2%
52001517 BOARD OF CO COMMISSIONERS							
52001517 571000 PRINCIPAL	430,995.60	405,178.00	405,178.00	405,178.20	.00	380,533.00	-6.1%

09/28/2016 12:04
6235cwoo

BOARD OF COMMISSIONERS
NEXT YEAR / CURRENT YEAR BUDGET ANALYSIS

P 77
bgnyrpts

PROJECTION: 20171 2016/2017 BUDGET

FOR PERIOD 99

ACCOUNTS FOR:

DEBT SVC-OPT GAS TX 2000	2015 ACTUAL	2016 ORIG BUD	2016 REVISED BUD	2016 ACTUAL	2016 PROJECTION	2017 FINAL	PCT CHANGE
52001517 572000 INTEREST	514,004.40	539,822.00	539,822.00	539,821.80	.00	564,467.00	4.6%
52001517 573000 OT DET SVC	431.00	431.00	431.00	431.00	.00	431.00	.0%
TOTAL BOARD OF CO COMMISSION	945,431.00	945,431.00	945,431.00	945,431.00	.00	945,431.00	.0%
52999599 RESERVES							
52999599 599900 CASH TO BE	.00	551,681.00	551,681.00	.00	.00	551,681.00	.0%
52999599 599906 CSH-RESERV	.00	945,000.00	945,000.00	.00	.00	945,000.00	.0%
TOTAL RESERVES	.00	1,496,681.00	1,496,681.00	.00	.00	1,496,681.00	.0%
TOTAL DEBT SVC-OPT GAS TX 20	945,431.00	2,442,112.00	2,442,112.00	945,431.00	.00	2,442,112.00	.0%
57001517 DEBT SERVICE PAYMENTS							
57001517 571000 20091 PRINCIPAL	1,025,563.70	1,044,639.00	1,044,639.00	.00	.00	1,064,070.00	1.9%
57001517 572000 20091 INTEREST	78,457.28	59,382.00	59,382.00	29,690.89	.00	39,951.00	-32.7%
TOTAL DEBT SERVICE PAYMENTS	1,104,020.98	1,104,021.00	1,104,021.00	29,690.89	.00	1,104,021.00	.0%
57999599 RESERVES							
57999599 599900 CASH TO BE	.00	92,002.00	92,002.00	.00	.00	92,002.00	.0%
TOTAL RESERVES	.00	92,002.00	92,002.00	.00	.00	92,002.00	.0%
TOTAL DEBT SVC-1998/2009 GAS	1,104,020.98	1,196,023.00	1,196,023.00	29,690.89	.00	1,196,023.00	.0%
58001517 DSF - 2007 BOND SERIES							
58001517 571000 PRINCIPAL	1,055,000.00	1,085,000.00	1,085,000.00	1,085,000.00	.00	1,125,000.00	3.7%
58001517 572000 INTEREST	1,280,350.00	1,238,150.00	1,238,150.00	1,238,150.00	.00	1,194,750.00	-3.5%
TOTAL DSF - 2007 BOND SERIES	2,335,350.00	2,323,150.00	2,323,150.00	2,323,150.00	.00	2,319,750.00	-.1%
TOTAL DEBT SVC-COUNTY COMPLE	2,335,350.00	2,323,150.00	2,323,150.00	2,323,150.00	.00	2,319,750.00	-.1%
60419541 PIRATES' WOOD RD PAVING							
60419541 563100 RD CONSTRU	.00	3,123.00	3,123.00	.00	.00	3,143.00	.6%
TOTAL PIRATES' WOOD RD PAVIN	.00	3,123.00	3,123.00	.00	.00	3,143.00	.6%
TOTAL CAP PROJECTS-GRANT FUN	.00	3,123.00	3,123.00	.00	.00	3,143.00	.6%
63402541 DRAINAGE							
63402541 563300 BJCD DRAIN IMPV	164,836.17	.00	.00	.00	.00	.00	.0%

09/28/2016 12:04
6235cwoo

BOARD OF COMMISSIONERS
NEXT YEAR / CURRENT YEAR BUDGET ANALYSIS

P 78
bgnyrpts

PROJECTION: 20171 2016/2017 BUDGET

FOR PERIOD 99

ACCOUNTS FOR:

CAP PROJECTS-TRANSP	2015 ACTUAL	2016 ORIG BUD	2016 REVISED BUD	2016 ACTUAL	2016 PROJECTION	2017 FINAL	PCT CHANGE
63402541 563300 LIMED DRAIN IMPV	14,975.98	99,540.00	123,236.00	108,765.65	.00	.00	-100.0%
TOTAL DRAINAGE	179,812.15	99,540.00	123,236.00	108,765.65	.00	.00	-100.0%
63461541 TRANSPORTATION ALLOCATION							
63461541 546550 L&O PAV MGNT	34,576.60	.00	.00	.00	.00	1,500,000.00	.0%
TOTAL TRANSPORTATION ALLOCAT	34,576.60	.00	.00	.00	.00	1,500,000.00	.0%
63461581 TRANSFER OUT-LEVEL & OVERLAY							
63461581 591030 L&O TO CNTY TR	60,397.00	.00	.00	.00	.00	.00	.0%
TOTAL TRANSFER OUT-LEVEL & O	60,397.00	.00	.00	.00	.00	.00	.0%
63470541 TRANSPORTION PROJECTS							
63470541 546550 PDCII PAV MGNT	.00	.00	.00	.00	.00	140,000.00	.0%
63470541 563100 121CA RD CONSTRU	1,317,312.24	.00	.00	.00	.00	.00	.0%
63470541 563100 ANDRR RD CONSTRU	.00	824,000.00	824,000.00	.00	.00	824,000.00	.0%
63470541 563100 BAY2 RD CONSTRU	1,198,662.42	.00	.00	.00	.00	.00	.0%
63470541 563100 BRIDG RD CONSTRU	32,995.00	1,256,067.00	1,253,067.00	85,045.87	.00	1,000,000.00	-20.4%
63470541 563100 CLFPK RD CONSTRU	996,942.37	.00	.00	.00	.00	.00	.0%
63470541 563100 CLS5 RD CONSTRU	.00	.00	.00	.00	.00	575,000.00	.0%
63470541 563100 CRAW1 RD CONSTRU	.00	296,830.00	296,830.00	210.04	.00	1,359,644.00	358.1%
63470541 563100 CRAW2 RD CONSTRU	.00	654,270.00	674,270.00	.00	.00	3,841,721.00	487.2%
63470541 563100 JASMN RD CONSTRU	119,965.84	.00	26,634.00	14,661.99	.00	.00	.0%
63470541 563100 MGRR RD CONSTRU	.00	1,586,236.00	1,586,236.00	729,406.92	.00	265,000.00	-83.3%
63470541 563100 ODHNB RD CONSTRU	.00	1,859,026.00	1,859,026.00	.00	.00	.00	-100.0%
63470541 563100 S14SR RD CONSTRU	.00	.00	.00	.00	.00	440,000.00	.0%
63470541 563100 THCKR RD CONSTRU	.00	1,074,000.00	1,074,000.00	.00	.00	1,074,000.00	.0%
63470541 563191 CLFPK SIGNAL REL	612,701.23	.00	.00	.00	.00	.00	.0%
63470541 563360 121CA CEI	37,378.55	.00	.00	.00	.00	.00	.0%
63470541 563360 ANDRR CEI	.00	75,000.00	75,000.00	.00	.00	75,000.00	.0%
63470541 563360 BAY2 CEI	59,072.96	.00	.00	.00	.00	.00	.0%
63470541 563360 CLS5 CEI	.00	.00	.00	.00	.00	115,000.00	.0%
63470541 563360 CRAW1 CEI	.00	20,000.00	17,000.00	.00	.00	120,000.00	500.0%
63470541 563360 CRAW2 CEI	.00	51,000.00	42,000.00	.00	.00	338,000.00	562.7%
63470541 563360 MGRR CEI	.00	100,000.00	100,000.00	27,606.84	.00	.00	-100.0%
63470541 563360 THCKR CEI	.00	75,000.00	75,000.00	.00	.00	75,000.00	.0%
63470541 563365 CRTPO ENG&DESIGN	.00	2,000,000.00	.00	.00	.00	.00	-100.0%
63470541 563365 CRAW1 ENG&DESIGN	60,914.81	46,328.00	84,524.00	67,894.66	.00	40,000.00	-13.7%
63470541 563365 CRAW2 ENG&DESIGN	168,777.51	147,165.00	216,918.00	175,085.82	.00	100,000.00	-32.0%

09/28/2016 12:04
6235cwoo

BOARD OF COMMISSIONERS
NEXT YEAR / CURRENT YEAR BUDGET ANALYSIS

P 79
bgnyrpts

PROJECTION: 20171 2016/2017 BUDGET

FOR PERIOD 99

ACCOUNTS FOR:

CAP PROJECTS-TRANSP	2015 ACTUAL	2016 ORIG BUD	2016 REVISED BUD	2016 ACTUAL	2016 PROJECTION	2017 FINAL	PCT CHANGE
63470541 563365 PDCII ENG&DESIGN	.00	.00	45,000.00	96.78	.00	310,000.00	.0%
63470541 563365 PDWID ENG&DESIGN	.00	.00	50,000.00	.00	.00	200,000.00	.0%
63470541 563440 GRAIL SIDE/GUARD	193,837.47	126,200.00	123,498.00	.00	.00	123,497.00	-2.1%
TOTAL TRANSPORTION PROJECTS	4,798,560.40	10,191,122.00	8,423,003.00	1,100,008.92	.00	11,015,862.00	8.1%
63470581 TRANSPORTATION PROJECTS							
63470581 591030 BRR50 TO CNTY TR	43,373.00	.00	.00	.00	.00	.00	.0%
63470581 591090 CLFPK TO-1C SRTX	23,194.00	.00	.00	.00	.00	.00	.0%
TOTAL TRANSPORTATION PROJECT	66,567.00	.00	.00	.00	.00	.00	.0%
63470599 TRANSP PROJECTS-RESERVES							
63470599 546550 PDCII PAV MGNT	.00	.00	5,000.00	.00	.00	.00	.0%
63470599 599422 RES-TRANSP	.00	95,500.00	60,581.00	.00	.00	.00	-100.0%
63470599 599422 CRAW1 RES-TRANSP	.00	179,968.00	167,906.00	.00	.00	.00	-100.0%
63470599 599422 CRAW2 RES-TRANSP	.00	417,926.00	411,675.00	.00	.00	.00	-100.0%
63470599 599422 PDCII RES-TRANSP	.00	.00	5,100,000.00	.00	.00	4,650,000.00	.0%
63470599 599422 PDWID RES-TRANSP	.00	.00	730,000.00	.00	.00	530,000.00	.0%
TOTAL TRANSP PROJECTS-RESERV	.00	693,394.00	6,475,162.00	.00	.00	5,180,000.00	647.1%
63480541 SUBDIVISION INFRASTRUCTURE							
63480541 563100 RVRGR RD CONSTRU	.00	90,342.00	90,316.00	.00	.00	90,745.00	.4%
63480541 563100 SWDSR RD CONSTRU	.00	67,589.00	67,570.00	.00	.00	67,910.00	.5%
63480541 563202 E@SBS SIDEWALK C	.00	7,859.00	7,854.00	.00	.00	7,900.00	.5%
63480541 563202 SWDSS SIDEWALK C	.00	8,057.00	8,053.00	.00	.00	8,100.00	.5%
TOTAL SUBDIVISION INFRASTRUC	.00	173,847.00	173,793.00	.00	.00	174,655.00	.5%
63999599 RESERVES							
63999599 599083 CHTPO RES-CAP PL	.00	355,414.00	.00	.00	.00	.00	-100.0%
TOTAL RESERVES	.00	355,414.00	.00	.00	.00	.00	-100.0%
TOTAL CAP PROJECTS-TRANSP	5,139,913.15	11,513,317.00	15,195,194.00	1,208,774.57	.00	17,870,517.00	55.2%
64602539 SAISSA OTHER FINANCING USES							
64602539 583971 S2011 OFU-GRANT	4,263,932.82	.00	.00	.00	.00	.00	.0%
64602539 583972 S2011 OFU-BOND P	242,953.13	.00	.00	.00	.00	.00	.0%

09/28/2016 12:04
6235cwoo

BOARD OF COMMISSIONERS
NEXT YEAR / CURRENT YEAR BUDGET ANALYSIS

P 80
bgnyrpts

PROJECTION: 20171 2016/2017 BUDGET

FOR PERIOD 99

ACCOUNTS FOR:

CAP PROJECTS-SAISS	2015 ACTUAL	2016 ORIG BUD	2016 REVISED BUD	2016 ACTUAL	2016 PROJECTION	2017 FINAL	PCT CHANGE
TOTAL SAISSA OTHER FINANCING	4,506,885.95	.00	.00	.00	.00	.00	.0%
TOTAL CAP PROJECTS-SAISS	4,506,885.95	.00	.00	.00	.00	.00	.0%
65213521 SHERIFF ADMINISTRATIVE BLDG							
65213521 552640 SHADM EQUIP<\$750	.00	.00	34,200.00	32,867.78	.00	5,500.00	.0%
65213521 562000 SHADM BUILDINGS	2,424,556.15	6,289,000.00	6,938,759.00	5,283,676.68	.00	1,638,500.00	-73.9%
65213521 564000 SHADM EQUIPMENT	.00	.00	96,300.00	82,313.35	.00	25,000.00	.0%
65213521 564001 SHADM EQ\$5000 OG	.00	.00	234,000.00	205,251.30	.00	100,000.00	.0%
65213521 564002 SHADM EQ50000 OG	.00	.00	61,000.00	.00	.00	61,000.00	.0%
TOTAL SHERIFF ADMINISTRATIVE	2,424,556.15	6,289,000.00	7,364,259.00	5,604,109.11	.00	1,830,000.00	-70.9%
65252525 PUBLIC SAFETY-911 COMMUNICATIO							
65252525 552640 911CC EQUIP<\$750	.00	5,000.00	6,800.00	3,401.91	.00	.00	-100.0%
65252525 562000 911CC BUILDINGS	1,879,443.44	150,000.00	85,800.00	65,256.28	.00	.00	-100.0%
65252525 563000 911CC IMPR-OTHER	294,919.39	100,000.00	481,816.00	80,448.65	.00	.00	-100.0%
65252525 564000 911CC EQUIPMENT	28,290.02	10,000.00	20,000.00	11,185.93	.00	.00	-100.0%
65252525 564001 911CC EQ\$5000 OG	185,596.51	35,000.00	114,500.00	106,573.38	.00	.00	-100.0%
TOTAL PUBLIC SAFETY-911 COMM	2,388,249.36	300,000.00	708,916.00	266,866.15	.00	.00	-100.0%
65252581 PUBLIC SAFETY-COMM SYSTEM							
65252581 591090 911CC TO-1C SRTX	93,188.03	.00	204,635.00	204,635.00	.00	440,000.00	.0%
TOTAL PUBLIC SAFETY-COMM SYS	93,188.03	.00	204,635.00	204,635.00	.00	440,000.00	.0%
65999599 RESERVES							
65999599 599001 RES CONTIN	.00	19,015.00	32,408.00	.00	.00	63,000.00	231.3%
TOTAL RESERVES	.00	19,015.00	32,408.00	.00	.00	63,000.00	231.3%
TOTAL CAP PROJECTS-COUNTY CO	4,905,993.54	6,608,015.00	8,310,218.00	6,075,610.26	.00	2,333,000.00	-64.7%
68099581 TRANSFER OUTS							
68099581 591040 TO-MSF	1,506.50	.00	.00	.00	.00	.00	.0%
68099581 591090 TO-1C SRTX	1,506.50	.00	.00	.00	.00	.00	.0%
TOTAL TRANSFER OUTS	3,013.00	.00	.00	.00	.00	.00	.0%
68223522 FIRE & RESCUE BLDGS							
68223522 552000 ST71 MISC SUPPL	.00	.00	.00	.00	.00	2,000.00	.0%

09/28/2016 12:04
6235cwoo

BOARD OF COMMISSIONERS
NEXT YEAR / CURRENT YEAR BUDGET ANALYSIS

P 81
bgnyrpts

PROJECTION: 20171 2016/2017 BUDGET

FOR PERIOD 99

ACCOUNTS FOR:

CAP PROJECTS	2015 ACTUAL	2016 ORIG BUD	2016 REVISED BUD	2016 ACTUAL	2016 PROJECTION	2017 FINAL	PCT CHANGE
68223522 552640 ST71 EQUIP<\$750	.00	.00	.00	.00	.00	13,000.00	.0%
68223522 562300 ST71 BLDG-F&R	.00	.00	.00	.00	.00	1,621,000.00	.0%
68223522 564000 ST71 EQUIPMENT	.00	.00	.00	.00	.00	100,000.00	.0%
TOTAL FIRE & RESCUE BLDGS	.00	.00	.00	.00	.00	1,736,000.00	.0%
TOTAL CAP PROJECTS	3,013.00	.00	.00	.00	.00	1,736,000.00	.0%
<hr/>							
6E407541 ENCPA MOBILITY NETWORK							
6E407541 563100 DSAP1 RD CONSTRU	.00	117,598.00	117,598.00	.00	.00	347,389.00	195.4%
<hr/>							
6E407581 ENCPA MOBILITY - TRANSFER OUT							
6E407581 591450 DSAP1 TO-BZ&P	.00	.00	.00	60.55	.00	.00	.0%
TOTAL ENCPA MOBILITY - TRANS	.00	117,598.00	117,598.00	60.55	.00	347,389.00	195.4%
TOTAL ENCPA MOBILIIY NETWORK	.00	117,598.00	117,598.00	60.55	.00	347,389.00	195.4%
<hr/>							
6I006519 CP IMPACT FEES-ADMIN FACILIT							
6I006519 562100 BLDG-VARIO	.00	.00	.00	.00	.00	573,270.00	.0%
<hr/>							
6I006521 CP IMPACT FEES-LAW ENFORCEMENT							
6I006521 564400 EQ-LAW ENF	.00	.00	.00	.00	.00	94,238.00	.0%
<hr/>							
6I006522 CP IMPACT FEES-FIRE/RESCUE							
6I006522 564300 EQUIP F&R	.00	.00	.00	.00	.00	230,675.00	.0%
<hr/>							
6I006572 CP IMPACT FEES-REGIONAL PARK							
6I006572 563000 IMPR-OTHER	.00	.00	.00	.00	.00	292,175.00	.0%
<hr/>							
6I152572 COMMUNITY PARKS - D502							
6I152572 563000 IMPR-OTHER	.00	.00	.00	.00	.00	23,916.00	.0%
<hr/>							
6I152581 COM PK D502 - TRANS OUT -FUND							
6I152581 591010 TO-GENERAL	.00	.00	.00	.00	.00	16.00	.0%

09/28/2016 12:04
6235cwoo

BOARD OF COMMISSIONERS
NEXT YEAR / CURRENT YEAR BUDGET ANALYSIS

P 82
bgnyrpts

PROJECTION: 20171 2016/2017 BUDGET

FOR PERIOD 99

ACCOUNTS FOR:

CAP PROJECT-IMPACT FEES FUND	2015 ACTUAL	2016 ORIG BUD	2016 REVISED BUD	2016 ACTUAL	2016 PROJECTION	2017 FINAL	PCT CHANGE
6I152581 591040 TO-MSF	.00	.00	.00	85.57	.00	32.00	.0%
6I152581 591450 TO-BZ&P	.00	.00	.00	.00	.00	267.00	.0%
<hr/>							
6I152582 COM PK D502-TRANS OUT CONST OF							
6I152582 591910 CLERK TR-CONS OF	.00	.00	.00	.00	.00	105.00	.0%
<hr/>							
6I153572 COMMUNITY PARKS - D503							
6I153572 563000 IMPR-OTHER	.00	.00	.00	.00	.00	190,195.00	.0%
<hr/>							
6I153581 COM PK D503-TRANSFER OUT FUND							
6I153581 591010 TO-GENERAL	.00	.00	.00	.00	.00	128.00	.0%
6I153581 591040 TO-MSF	.00	.00	.00	.00	.00	255.00	.0%
6I153581 591450 TO-BZ&P	.00	.00	.00	412.03	.00	2,167.00	.0%
<hr/>							
6I153582 COM PK D503-TRANSFER OUT CON O							
6I153582 591910 CLERK TR-CONS OF	.00	.00	.00	.00	.00	850.00	.0%
<hr/>							
6I154572 COMMUNITY PARKS - D504							
6I154572 563000 IMPR-OTHER	.00	.00	.00	.00	.00	5,146.00	.0%
<hr/>							
6I154581 COM PK D504 -TRANSFER OUT-FUND							
6I154581 591010 TO-GENERAL	.00	.00	.00	.00	.00	3.00	.0%
6I154581 591040 TO-MSF	.00	.00	.00	.00	.00	7.00	.0%
6I154581 591450 TO-BZ&P	.00	.00	.00	.00	.00	59.00	.0%
<hr/>							
6I154582 COM PK D504-TRANS OUT-CONST OF							
6I154582 591910 CLERK TR-CONS OF	.00	.00	.00	.00	.00	23.00	.0%
<hr/>							
6I155572 COMMUNITY PARKS - D505							
6I155572 563000 IMPR-OTHER	.00	.00	.00	.00	.00	181,532.00	.0%

09/28/2016 12:04
6235cwoo

BOARD OF COMMISSIONERS
NEXT YEAR / CURRENT YEAR BUDGET ANALYSIS

P 83
bgnyrpts

PROJECTION: 20171 2016/2017 BUDGET

FOR PERIOD 99

ACCOUNTS FOR:

CAP PROJECT-IMPACT FEES FUND	2015 ACTUAL	2016 ORIG BUD	2016 REVISED BUD	2016 ACTUAL	2016 PROJECTION	2017 FINAL	PCT CHANGE
6I155581 COM PK D505-TRANSFER OUT FUND							
6I155581 591010 TO-GENERAL	.00	.00	.00	.00	.00	136.00	.0%
6I155581 591040 TO-MSF	.00	.00	.00	.00	.00	272.00	.0%
6I155581 591450 TO-BZ&P	.00	.00	.00	140.32	.00	2,310.00	.0%
6I155582 COM PK D505-TRANS OUT CONST OF							
6I155582 591910 CLERK TR-CONS OF	.00	.00	.00	.00	.00	906.00	.0%
6I157581 REG PARK-TRANS OUT-FUNDS							
6I157581 591010 TO-GENERAL	.00	.00	.00	.00	.00	188.00	.0%
6I157581 591040 TO-MSF	.00	.00	.00	.00	.00	375.00	.0%
6I157581 591450 TO-BZ&P	.00	.00	.00	56.48	.00	3,187.00	.0%
6I157582 REG PARK-TRANSFER OUT-CONST O							
6I157582 591910 CLERK TR-CONS OF	.00	.00	.00	.00	.00	1,250.00	.0%
6I197581 ADMIN FAC-TRANSFER OUT FUNDS							
6I197581 591010 TO-GENERAL	.00	.00	.00	.00	.00	408.00	.0%
6I197581 591040 TO-MSF	.00	.00	.00	.00	.00	815.00	.0%
6I197581 591450 T/O BLDG	.00	.00	.00	66.03	.00	6,922.00	.0%
6I197582 ADMIN FAC-TRANSFER OUT-CONS OF							
6I197582 591910 CLERK TR-CONS OF	.00	.00	.00	.00	.00	2,715.00	.0%
6I210581 LAW ENF-TRANSFER OUT FUNDS							
6I210581 591010 TO-GENERAL	.00	.00	.00	.00	.00	53.00	.0%
6I210581 591040 TO-MSF	.00	.00	.00	.00	.00	107.00	.0%
6I210581 591450 T/O BLDG	.00	.00	.00	66.05	.00	905.00	.0%
6I210582 LAW ENF-TRANSFER OUT CONST OF							
6I210582 591910 CLERK TR-CONS OF	.00	.00	.00	.00	.00	355.00	.0%

09/28/2016 12:04
6235cwoo

BOARD OF COMMISSIONERS
NEXT YEAR / CURRENT YEAR BUDGET ANALYSIS

P 84
bgnyrpts

PROJECTION: 20171 2016/2017 BUDGET

FOR PERIOD 99

ACCOUNTS FOR:

CAP PROJECT-IMPACT FEES FUND	2015 ACTUAL	2016 ORIG BUD	2016 REVISED BUD	2016 ACTUAL	2016 PROJECTION	2017 FINAL	PCT CHANGE
6I227581 FIRE/RESCUE TRANSFER OUT FUND							
6I227581 591010 TO-GENERAL	.00	.00	.00	.00	.00	155.00	.0%
6I227581 591040 TO-MSF	.00	.00	.00	.00	.00	310.00	.0%
6I227581 591450 T/O BLDG	.00	.00	.00	66.06	.00	2,633.00	.0%
6I227582 FIRE/RESCUE TRANSFER OUT CON O							
6I227582 591910 CLERK TR-CONS OF	.00	.00	.00	.00	.00	1,033.00	.0%
TOTAL FIRE/RESCUE TRANSFER O	.00	.00	.00	892.54	.00	1,620,094.00	.0%
TOTAL CAP PROJECT-IMPACT FEE	.00	.00	.00	892.54	.00	1,620,094.00	.0%
6M408581 ZONE 1-EAST OF I-95 TRANSER							
6M408581 591010 TO-GENERAL	46.75	200.00	200.00	275.76	.00	349.00	74.5%
6M408581 591040 TO-MSF	190.58	.00	.00	37.34	.00	243.00	.0%
6M408581 591450 TO-BZ&P	1,948.25	8,000.00	8,000.00	2,244.99	.00	4,771.00	-40.4%
6M408582 ZONE 1-EAST OF I-95 TRANS OUT							
6M408582 591952 CLERK TT CLERK	554.32	200.00	200.00	500.38	.00	1,747.00	773.5%
6M408599 ZONE 1-EAST OF I-95 RESERVES							
6M408599 599083 RES-CAP PL	.00	952,600.00	967,143.00	.00	.00	1,841,890.00	93.4%
6M409581 ZONE 3-WEST I-95 TRANSFER							
6M409581 591010 TO-GENERAL	58.44	100.00	100.00	247.47	.00	254.00	154.0%
6M409581 591040 TO-MSF	210.50	.00	.00	15.65	.00	350.00	.0%
6M409581 591450 TO-BZ&P	1,128.37	2,500.00	2,500.00	1,217.70	.00	1,853.00	-25.9%
6M409582 ZONE 3-WEST OF I-95 TRANS OUT							
6M409582 591952 CLERK TT CLERK	273.38	100.00	100.00	338.73	.00	793.00	693.0%
6M409599 ZONE 3-WEST OF I95 RESERVES							
6M409599 599083 RES-CAP PL	.00	262,800.00	305,205.00	.00	.00	794,250.00	202.2%

09/28/2016 12:04
6235cwoo

BOARD OF COMMISSIONERS
NEXT YEAR / CURRENT YEAR BUDGET ANALYSIS

P 85
bgnyrpts

PROJECTION: 20171 2016/2017 BUDGET

FOR PERIOD 99

ACCOUNTS FOR:

NC MOBILITY FEE FUND	2015 ACTUAL	2016 ORIG BUD	2016 REVISED BUD	2016 ACTUAL	2016 PROJECTION	2017 FINAL	PCT CHANGE
TOTAL ZONE 3-WEST OF I95 RES	4,410.59	1,226,500.00	1,283,448.00	4,878.02	.00	2,646,500.00	115.8%
TOTAL NC MOBILITY FEE FUND	4,410.59	1,226,500.00	1,283,448.00	4,878.02	.00	2,646,500.00	115.8%
70099581 TRANSFER OUTS							
70099581 591010 BRYLF TO-GENERAL	.00	.00	.00	.00	.00	120,309.00	.0%
70099581 591010 FLARE TO-GENERAL	.00	.00	.00	.00	.00	40,000.00	.0%
70099581 591010 FRP TO-GENERAL	.00	.00	.00	.00	.00	269,300.00	.0%
70099581 591010 LFCLF TO-GENERAL	.00	.00	.00	.00	.00	152,910.00	.0%
70099581 591010 SWTNK TO-GENERAL	.00	.00	.00	.00	.00	319,430.00	.0%
70099581 591010 WNLF1 TO-GENERAL	.00	.00	.00	.00	.00	20,706.00	.0%
70099581 591010 WNLF2 TO-GENERAL	.00	.00	.00	.00	.00	538,027.00	.0%
TOTAL TRANSFER OUTS	.00	.00	.00	.00	.00	1,460,682.00	.0%
70340534 SMALL QUANTITY GENERATOR PRGM							
70340534 531020 PS-NEFRPC	5,000.00	5,000.00	5,000.00	5,000.00	.00	.00	-100.0%
70340534 542000 FREIG/POST	43.20	50.00	50.00	.00	.00	.00	-100.0%
70340534 544000 RENT&LEASE	21.40	30.00	30.00	.00	.00	.00	-100.0%
TOTAL SMALL QUANTITY GENERAT	5,064.60	5,080.00	5,080.00	5,000.00	.00	.00	-100.0%
70341590 LANDFILL-NONOPERAT-DO NOT USE							
70341590 559064 LOSS-EQUIP	9,495.39	.00	.00	.00	.00	.00	.0%
TOTAL LANDFILL-NONOPERAT-DO	9,495.39	.00	.00	.00	.00	.00	.0%
70343534 DEPRECIATION							
70343534 559920 DEPRECIATI	119,694.92	.00	.00	94,782.87	.00	.00	.0%
TOTAL DEPRECIATION	119,694.92	.00	.00	94,782.87	.00	.00	.0%
70344534 SOLID WASTE ADMINISTRATION							
70344534 512000 REG SALARY	91,106.92	84,851.00	84,851.00	82,265.60	.00	.00	-100.0%
70344534 521010 FICA TAXES	5,573.58	5,261.00	5,261.00	4,939.46	.00	.00	-100.0%
70344534 521020 MEDICARE T	1,303.34	1,230.00	1,230.00	1,164.57	.00	.00	-100.0%
70344534 522000 RETIREMENT	9,681.22	9,567.00	9,567.00	9,347.09	.00	.00	-100.0%
70344534 522068 RET-GASB	-9,731.23	.00	.00	.00	.00	.00	.0%
70344534 523010 L & H INS	10,495.30	10,752.00	10,752.00	11,055.21	.00	.00	-100.0%

09/28/2016 12:04
6235cwoo

BOARD OF COMMISSIONERS
NEXT YEAR / CURRENT YEAR BUDGET ANALYSIS

P 86
bgnyrpts

PROJECTION: 20171 2016/2017 BUDGET

FOR PERIOD 99

ACCOUNTS FOR:

SOLID WASTE MGMT FUND			2015 ACTUAL	2016 ORIG BUD	2016 REVISED BUD	2016 ACTUAL	2016 PROJECTION	2017 FINAL	PCT CHANGE
70344534	523020	RET-HEALTH	597.24	.00	7,168.00	6,569.64	.00	.00	.0%
70344534	523021	EMP P-MED	6,575.04	7,168.00	.00	.00	.00	.00	-100.0%
70344534	524010	WKRS COMP	583.04	1,183.00	1,183.00	772.51	.00	.00	-100.0%
70344534	526000	OPEB	.00	7,000.00	7,000.00	.00	.00	.00	-100.0%
70344534	531000	PROF SVCS	.00	.00	5,000.00	4,775.00	.00	.00	.0%
70344534	531017	PS-APPRAIS	1,450.00	.00	.00	.00	.00	.00	.0%
70344534	534000	OT CONT SV	492.00	762.00	762.00	717.00	.00	.00	-100.0%
70344534	540000	TRAV&PDIEM	2,712.00	2,505.00	2,505.00	335.14	.00	.00	-100.0%
70344534	541000	COMMUNICAT	1,672.53	1,781.00	1,781.00	1,726.38	.00	.00	-100.0%
70344534	541040	COM-COMPUT	5,157.64	5,280.00	5,280.00	5,217.92	.00	.00	-100.0%
70344534	542000	FREIG/POST	87.13	300.00	300.00	166.05	.00	.00	-100.0%
70344534	543000	UTILITY SV	4,815.49	5,500.00	5,500.00	4,312.75	.00	.00	-100.0%
70344534	544000	RENT&LEASE	2,023.08	2,024.00	4,076.00	3,520.14	.00	.00	-100.0%
70344534	545000	INSURANCE	458.61	555.00	555.00	349.26	.00	.00	-100.0%
70344534	546022	SC-COPIER	553.36	660.00	660.00	326.69	.00	.00	-100.0%
70344534	546030	R&M-BLDGS	1,061.59	2,000.00	32,948.00	16,188.89	.00	.00	-100.0%
70344534	549000	OT CUR CHG	407.45	500.00	460.00	87.60	.00	.00	-100.0%
70344534	549061	UNIFORM RE	750.00	780.00	780.00	705.00	.00	.00	-100.0%
70344534	549081	BACKGROUND	24.00	.00	.00	.00	.00	.00	.0%
70344534	549403	INS CLAIMS	1,000.00	.00	.00	.00	.00	.00	.0%
70344534	551000	OFFICE SUP	166.78	1,000.00	700.00	443.22	.00	.00	-100.0%
70344534	552000	MISC SUPPL	792.35	500.00	1,000.00	623.92	.00	.00	-100.0%
70344534	552020	GAS/OIL&LU	165.10	1,000.00	1,000.00	314.87	.00	.00	-100.0%
70344534	552030	JANITOR SU	1,039.40	1,000.00	1,300.00	1,029.56	.00	.00	-100.0%
70344534	552640	EQUIP<\$750	616.48	1,000.00	2,926.00	2,559.53	.00	.00	-100.0%
70344534	554000	DUES/SUBSC	548.75	633.00	633.00	470.00	.00	.00	-100.0%
70344534	555000	TRAINING	1,350.00	1,157.00	1,157.00	250.00	.00	.00	-100.0%
70344534	564001 FRP	EQ\$5000 OG	.00	1,010.00	1,010.00	971.20	.00	.00	-100.0%
TOTAL SOLID WASTE ADMINISTRA			143,528.19	156,959.00	197,345.00	161,204.20	.00	.00	-100.0%
70344581 SOLID WASTE ADMINISTRATION									
70344581	591010	TO-GENERAL	37,522.00	37,522.00	37,522.00	37,522.00	.00	.00	-100.0%
70344581	591012	TO-CUST	2,090.00	1,300.00	1,300.00	1,300.00	.00	.00	-100.0%
70344581	591015	TO-GENERAL	18,505.00	16,400.00	16,400.00	16,400.00	.00	.00	-100.0%
70344581	591016	TO-G-IT	51.52	700.00	1,150.00	.00	.00	.00	-100.0%
TOTAL SOLID WASTE ADMINISTRA			58,168.52	55,922.00	56,372.00	55,222.00	.00	.00	-100.0%
70344582 SOLID WASTE ADMINISTRATION									
70344582	591910	CLERK TR-CONS OF	.00	.00	40.00	39.90	.00	.00	.0%
70344582	591910	TAXCO TR-CONS OF	112.70	100.00	100.00	106.18	.00	.00	-100.0%

09/28/2016 12:04
6235cwoo

BOARD OF COMMISSIONERS
NEXT YEAR / CURRENT YEAR BUDGET ANALYSIS

P 87
bgnyrpts

PROJECTION: 20171 2016/2017 BUDGET

FOR PERIOD 99

ACCOUNTS FOR:

SOLID WASTE MGMT FUND	2015 ACTUAL	2016 ORIG BUD	2016 REVISED BUD	2016 ACTUAL	2016 PROJECTION	2017 FINAL	PCT CHANGE
TOTAL SOLID WASTE ADMINISTRA	112.70	100.00	140.00	146.08	.00	.00	-100.0%
70357534 RECYCLING							
70357534 512000 REG SALARY	38,268.23	35,286.00	40,286.00	40,142.28	.00	.00	-100.0%
70357534 514000 OVERTIME	159.46	.00	91.00	90.77	.00	.00	.0%
70357534 521010 FICA TAXES	2,376.72	2,187.00	2,487.00	2,489.80	.00	.00	-100.0%
70357534 521020 MEDICARE T	555.77	512.00	587.00	582.21	.00	.00	-100.0%
70357534 522000 RETIREMENT	2,819.94	2,562.00	2,962.00	2,946.56	.00	.00	-100.0%
70357534 523010 L & H INS	5,535.17	5,031.00	5,331.00	5,688.82	.00	.00	-100.0%
70357534 524010 WKRS COMP	1,469.65	2,166.00	2,166.00	1,414.42	.00	.00	-100.0%
70357534 531000 PROF SVCS	.00	.00	250.00	250.00	.00	.00	.0%
70357534 534302 SVC-WTIRE	1,400.00	4,600.00	4,600.00	4,200.00	.00	.00	-100.0%
70357534 534304 CONT-KNB	27,709.94	31,525.00	31,525.00	31,525.20	.00	.00	-100.0%
70357534 541000 COMMUNICAT	131.02	132.00	132.00	117.71	.00	.00	-100.0%
70357534 543003 WASTE DISP	.00	.00	1,000.00	339.76	.00	.00	.0%
70357534 544000 RENT&LEASE	.00	18,748.00	18,748.00	18,747.18	.00	.00	-100.0%
70357534 545000 INSURANCE	244.00	505.00	505.00	162.00	.00	.00	-100.0%
70357534 546000 RPR&MAINT	8,857.54	10,000.00	10,000.00	4,161.61	.00	.00	-100.0%
70357534 549002 ADVERTISIN	34.40	.00	.00	.00	.00	.00	.0%
70357534 549061 UNIFORM RE	214.50	224.00	224.00	201.63	.00	.00	-100.0%
70357534 549081 BACKGROUND	.00	.00	8.00	8.00	.00	.00	.0%
70357534 552000 MISC SUPPL	438.41	500.00	1,500.00	1,037.07	.00	.00	-100.0%
70357534 552020 GAS/OIL&LU	4,531.93	7,000.00	4,659.00	473.25	.00	.00	-100.0%
70357534 552040 TOOLS&SMI	.00	500.00	500.00	.00	.00	.00	-100.0%
70357534 552050 UNIFORMS	105.00	150.00	150.00	105.00	.00	.00	-100.0%
70357534 552051 SAFETY APP	69.26	250.00	250.00	250.00	.00	.00	-100.0%
70357534 552640 EQUIP<\$750	.00	500.00	500.00	.00	.00	.00	-100.0%
70357534 564001 EQ\$5000 OG	.00	30,602.00	28,804.00	26,044.00	.00	.00	-100.0%
TOTAL RECYCLING	94,920.94	152,980.00	157,265.00	140,977.27	.00	.00	-100.0%
70361534 WN PH I OLD POST-CLOSURE							
70361534 512000 REG SALARY	.00	10,619.00	10,619.00	10,578.93	.00	.00	-100.0%
70361534 521010 FICA TAXES	.00	658.00	658.00	642.56	.00	.00	-100.0%
70361534 521020 MEDICARE T	.00	154.00	154.00	150.28	.00	.00	-100.0%
70361534 522000 RETIREMENT	.00	771.00	771.00	779.32	.00	.00	-100.0%
70361534 523010 L & H INS	.00	1,434.00	1,434.00	1,634.27	.00	.00	-100.0%
70361534 524010 WKRS COMP	.00	651.00	651.00	425.11	.00	.00	-100.0%
70361534 531000 PROFESSION	.00	10,400.00	10,400.00	3,114.71	.00	.00	-100.0%
70361534 531325 PS-O&M LFG	.00	41,400.00	41,400.00	28,768.39	.00	.00	-100.0%
70361534 542000 FREIG/POST	.00	100.00	100.00	30.77	.00	.00	-100.0%

09/28/2016 12:04
6235cwoo

BOARD OF COMMISSIONERS
NEXT YEAR / CURRENT YEAR BUDGET ANALYSIS

P 88
bgnyrpts

PROJECTION: 20171 2016/2017 BUDGET

FOR PERIOD 99

ACCOUNTS FOR:

SOLID WASTE MGMT FUND			2015 ACTUAL	2016 ORIG BUD	2016 REVISED BUD	2016 ACTUAL	2016 PROJECTION	2017 FINAL	PCT CHANGE
70361534	543000	UTILITY SV	.00	4,650.00	4,650.00	2,560.86	.00	.00	-100.0%
70361534	544000	RENT&LEASE	.00	500.00	500.00	.00	.00	.00	-100.0%
70361534	545000	INSURANCE	.00	1,185.00	1,185.00	615.35	.00	.00	-100.0%
70361534	546000	REPAIRS &	.00	1,000.00	1,000.00	.00	.00	.00	-100.0%
70361534	546710	GROUNDS UP	.00	1,899.00	1,899.00	1,899.00	.00	.00	-100.0%
70361534	549000	OT CUR CHG	.00	100.00	100.00	.00	.00	.00	-100.0%
70361534	549340	CHNG P/C E	-122,606.85	1,600.00	1,600.00	.00	.00	.00	-100.0%
70361534	552000	MISC SUPPL	.00	1,000.00	1,000.00	.00	.00	.00	-100.0%
70361534	552020	GAS, OIL &	.00	2,000.00	2,000.00	.00	.00	.00	-100.0%
70361534	552040	TOOLS&SMI	.00	500.00	500.00	.00	.00	.00	-100.0%
70361534	552051	SAFETY APP	.00	100.00	100.00	.00	.00	.00	-100.0%
70361534	552301	MAT-LANDFL	.00	500.00	500.00	.00	.00	.00	-100.0%
70361534	552640	EQUIP<\$750	.00	500.00	500.00	225.99	.00	.00	-100.0%
70361534	564001	FRP EQ\$5000 OG	.00	3,030.00	3,030.00	2,913.60	.00	.00	-100.0%
TOTAL WN PH I OLD POST-CLOSU			-122,606.85	84,751.00	84,751.00	54,339.14	.00	.00	-100.0%
70362534 WN LANDFILL CLOSURE									
70362534	512000	REG SALARY	.00	44,306.00	39,306.00	37,152.11	.00	.00	-100.0%
70362534	512001	HHERM SAL-EMERG	.00	.00	.00	102.44	.00	.00	.0%
70362534	512002	SAL ON CAL	.00	8,672.00	8,672.00	8,170.00	.00	.00	-100.0%
70362534	514000	OVERTIME	.00	5,000.00	5,000.00	3,843.90	.00	.00	-100.0%
70362534	521010	FICA TAXES	.00	3,595.00	3,295.00	3,020.68	.00	.00	-100.0%
70362534	521010	HHERM FICA TAXES	.00	.00	.00	6.28	.00	.00	.0%
70362534	521020	MEDICARE T	.00	841.00	766.00	706.46	.00	.00	-100.0%
70362534	521020	HHERM MEDICARE T	.00	.00	.00	1.46	.00	.00	.0%
70362534	522000	RETIREMENT	.00	4,209.00	3,809.00	3,599.30	.00	.00	-100.0%
70362534	522000	HHERM RETIREMENT	.00	.00	.00	7.71	.00	.00	.0%
70362534	523010	L & H INS	.00	5,747.00	5,447.00	4,955.07	.00	.00	-100.0%
70362534	523010	HHERM L & H INS	.00	.00	.00	12.36	.00	.00	.0%
70362534	524010	WKRS COMP	.00	2,720.00	2,720.00	1,776.19	.00	.00	-100.0%
70362534	531000	PROF SVCS	.00	72,900.00	72,900.00	3,114.71	.00	.00	-100.0%
70362534	531035	DRUG TEST	.00	.00	50.00	25.00	.00	.00	.0%
70362534	531311	PS-W NASSA	.00	20,528.00	20,528.00	11,456.00	.00	.00	-100.0%
70362534	531313	PS-LEE-WN	.00	215,091.00	190,967.00	70,676.50	.00	.00	-100.0%
70362534	531313	CSCSW PS-LEE-WN	.00	45,454.00	90,909.00	90,909.00	.00	.00	-100.0%
70362534	531325	PS-O&M LFG	.00	146,800.00	146,800.00	96,311.51	.00	.00	-100.0%
70362534	541000	COMMUNICAT	.00	600.00	600.00	494.45	.00	.00	-100.0%
70362534	542000	FREIG/POST	.00	100.00	100.00	97.55	.00	.00	-100.0%
70362534	543000	UTILITY SV	.00	19,700.00	19,700.00	10,676.07	.00	.00	-100.0%
70362534	544000	RENT&LEASE	.00	1,315.00	1,315.00	1,042.28	.00	.00	-100.0%
70362534	545000	INSURANCE	.00	5,215.00	5,215.00	3,043.45	.00	.00	-100.0%
70362534	546000	REPAIRS &	.00	53,553.00	51,627.00	36,210.94	.00	.00	-100.0%

09/28/2016 12:04
6235cwoo

BOARD OF COMMISSIONERS
NEXT YEAR / CURRENT YEAR BUDGET ANALYSIS

P 89
bgnyrpts

PROJECTION: 20171 2016/2017 BUDGET

FOR PERIOD 99

ACCOUNTS FOR:

SOLID WASTE MGMT FUND			2015 ACTUAL	2016 ORIG BUD	2016 REVISED BUD	2016 ACTUAL	2016 PROJECTION	2017 FINAL	PCT CHANGE
70362534	546020	MAIN SVC C	.00	1,080.00	1,080.00	.00	.00	.00	-100.0%
70362534	546710	GROUNDS UP	.00	5,697.00	5,697.00	5,697.00	.00	.00	-100.0%
70362534	549000	OT CUR CHG	.00	100.00	300.00	285.10	.00	.00	-100.0%
70362534	549002	ADVERTISIN	.00	100.00	400.00	235.45	.00	.00	-100.0%
70362534	549006	PERMIT FEE	.00	500.00	500.00	500.00	.00	.00	-100.0%
70362534	549061	UNIFORM RE	.00	224.00	224.00	229.50	.00	.00	-100.0%
70362534	549081	BACKGROUND	.00	.00	8.00	8.00	.00	.00	.0%
70362534	549340	CHNG P/C E	262,766.76	41,000.00	41,000.00	.00	.00	.00	-100.0%
70362534	552000	MISC SUPPL	.00	2,000.00	2,000.00	1,831.80	.00	.00	-100.0%
70362534	552020	GAS, OIL &	.00	8,000.00	7,800.00	3,854.05	.00	.00	-100.0%
70362534	552040	TOOLS&SMI	.00	1,000.00	2,500.00	1,089.56	.00	.00	-100.0%
70362534	552050	UNIFORMS	.00	150.00	150.00	80.00	.00	.00	-100.0%
70362534	552051	SAFETY APP	.00	400.00	700.00	450.79	.00	.00	-100.0%
70362534	552301	MAT-LANDFL	.00	2,000.00	2,000.00	1,558.81	.00	.00	-100.0%
70362534	552640	EQUIP<\$750	.00	1,000.00	3,000.00	2,056.58	.00	.00	-100.0%
70362534	563000	FLARE IMPR-OTHER	.00	129,400.00	132,325.00	23,473.29	.00	.00	-100.0%
70362534	563920	SWTNK LEACHATE	.00	485,360.00	491,427.00	16,245.64	.00	.00	-100.0%
70362534	564000	EQUIPMENT	.00	.00	2,500.00	2,499.99	.00	.00	.0%
70362534	564001	EQ\$5000 OG	.00	.00	21,798.00	17,033.47	.00	.00	.0%
70362534	564001	FRP EQ\$5000 OG	.00	41,200.00	38,700.00	37,335.00	.00	.00	-100.0%
TOTAL WN LANDFILL CLOSURE			262,766.76	1,375,557.00	1,423,835.00	501,875.45	.00	.00	-100.0%
70362581 WN PH II NEW PC & CLOSURE									
70362581	591015	TO-GENERAL	13,140.00	6,000.00	6,000.00	6,000.00	.00	.00	-100.0%
TOTAL WN PH II NEW PC & CLOS			13,140.00	6,000.00	6,000.00	6,000.00	.00	.00	-100.0%
70363534 LOFTON CREEK POST-CLOSURE									
70363534	512000	REG SALARY	.00	10,893.00	4,893.00	4,234.06	.00	.00	-100.0%
70363534	514000	OVERTIME	.00	.00	1,019.00	1,018.22	.00	.00	.0%
70363534	521010	FICA TAXES	.00	675.00	375.00	323.45	.00	.00	-100.0%
70363534	521020	MEDICARE T	.00	158.00	88.00	75.65	.00	.00	-100.0%
70363534	522000	RETIREMENT	.00	791.00	391.00	386.98	.00	.00	-100.0%
70363534	523010	L & H INS	.00	1,434.00	634.00	499.16	.00	.00	-100.0%
70363534	524010	WKRS COMP	.00	668.00	437.00	436.21	.00	.00	-100.0%
70363534	531000	PROFESSION	.00	39,130.00	39,130.00	14,115.21	.00	.00	-100.0%
70363534	544000	RENT&LEASE	.00	500.00	500.00	.00	.00	.00	-100.0%
70363534	545000	INSURANCE	.00	775.00	775.00	490.66	.00	.00	-100.0%
70363534	546000	REPAIRS &	.00	5,000.00	5,000.00	1,586.14	.00	.00	-100.0%
70363534	546710	GROUNDS UP	.00	954.00	954.00	848.00	.00	.00	-100.0%
70363534	549000	OTHER CURR	.00	100.00	100.00	.00	.00	.00	-100.0%

09/28/2016 12:04
6235cwoo

BOARD OF COMMISSIONERS
NEXT YEAR / CURRENT YEAR BUDGET ANALYSIS

P 90
bgnyrpts

PROJECTION: 20171 2016/2017 BUDGET

FOR PERIOD 99

ACCOUNTS FOR:

SOLID WASTE MGMT FUND			2015 ACTUAL	2016 ORIG BUD	2016 REVISED BUD	2016 ACTUAL	2016 PROJECTION	2017 FINAL	PCT CHANGE
70363534	549340	CHNG P/C E	-59,255.78	14,600.00	14,600.00	.00	.00	.00	-100.0%
70363534	552000	MISC SUPPL	.00	800.00	800.00	291.91	.00	.00	-100.0%
70363534	552020	GAS, OIL &	.00	5,000.00	3,981.00	3,944.71	.00	.00	-100.0%
70363534	552040	TOOLS&SMI	.00	200.00	200.00	.00	.00	.00	-100.0%
70363534	552051	SAFETY APP	.00	200.00	200.00	44.83	.00	.00	-100.0%
70363534	552640	EQUIP<\$750	.00	500.00	500.00	151.23	.00	.00	-100.0%
70363534	564001 FRP	EQ\$5000 OG	.00	3,030.00	3,030.00	2,913.60	.00	.00	-100.0%
TOTAL LOFTON CREEK POST-CLOS			-59,255.78	85,408.00	77,607.00	31,360.02	.00	.00	-100.0%
70364534 BRYCEVILLE POST-CLOSURE									
70364534	512000	REG SALARY	.00	10,619.00	2,619.00	2,284.31	.00	.00	-100.0%
70364534	521010	FICA TAXES	.00	658.00	208.00	140.77	.00	.00	-100.0%
70364534	521020	MEDICARE T	.00	154.00	74.00	32.92	.00	.00	-100.0%
70364534	522000	RETIREMENT	.00	771.00	271.00	168.84	.00	.00	-100.0%
70364534	523010	L & H INS	.00	1,434.00	334.00	134.01	.00	.00	-100.0%
70364534	524010	WKRS COMP	.00	651.00	426.00	425.11	.00	.00	-100.0%
70364534	531000	PROFESSION	.00	40,324.00	40,324.00	5,721.72	.00	.00	-100.0%
70364534	544000	RENT&LEASE	.00	500.00	500.00	.00	.00	.00	-100.0%
70364534	545000	INSURANCE	.00	370.00	370.00	272.36	.00	.00	-100.0%
70364534	546000	REPAIRS &	.00	3,500.00	3,500.00	329.20	.00	.00	-100.0%
70364534	549000	OTHER CURR	.00	100.00	100.00	.00	.00	.00	-100.0%
70364534	549340	CHNG P/C E	-39,234.07	14,100.00	14,100.00	.00	.00	.00	-100.0%
70364534	552000	MISC SUPPL	.00	500.00	500.00	.00	.00	.00	-100.0%
70364534	552020	GAS, OIL &	.00	3,000.00	3,000.00	3,000.00	.00	.00	-100.0%
70364534	552040	TOOLS&SMI	.00	200.00	200.00	.00	.00	.00	-100.0%
70364534	552051	SAFETY APP	.00	200.00	200.00	95.18	.00	.00	-100.0%
70364534	552640	EQUIP<\$750	.00	400.00	400.00	151.22	.00	.00	-100.0%
70364534	564001 FRP	EQ\$5000 OG	.00	3,030.00	3,030.00	2,913.60	.00	.00	-100.0%
TOTAL BRYCEVILLE POST-CLOSUR			-39,234.07	80,511.00	70,156.00	15,669.24	.00	.00	-100.0%
70369534 CONVENIENCE CENTER									
70369534	512000	REG SALARY	63,326.05	45,472.00	59,472.00	59,860.79	.00	.00	-100.0%
70369534	521010	FICA TAXES	3,861.84	2,820.00	3,570.00	3,644.29	.00	.00	-100.0%
70369534	521020	MEDICARE T	903.16	659.00	809.00	852.28	.00	.00	-100.0%
70369534	522000	RETIREMENT	4,646.30	3,301.00	4,201.00	4,388.37	.00	.00	-100.0%
70369534	523010	L & H INS	8,665.02	6,464.00	8,364.00	7,996.03	.00	.00	-100.0%
70369534	524010	WKRS COMP	1,971.91	2,792.00	3,248.00	1,823.21	.00	.00	-100.0%
70369534	531000	PROF SVCS	.00	.00	250.00	250.00	.00	.00	.0%
70369534	531035	DRUG TEST	130.00	.00	.00	.00	.00	.00	.0%
70369534	541000	COMMUNICAT	159.05	132.00	132.00	138.49	.00	.00	-100.0%

09/28/2016 12:04
6235cwoo

BOARD OF COMMISSIONERS
NEXT YEAR / CURRENT YEAR BUDGET ANALYSIS

P 91
bgnyrpts

PROJECTION: 20171 2016/2017 BUDGET

FOR PERIOD 99

ACCOUNTS FOR:

SOLID WASTE MGMT FUND			2015 ACTUAL	2016 ORIG BUD	2016 REVISED BUD	2016 ACTUAL	2016 PROJECTION	2017 FINAL	PCT CHANGE
70369534	543000	UTILITY SV	1,343.18	1,575.00	1,575.00	1,221.46	.00	.00	-100.0%
70369534	543003	WASTE DISP	33,338.96	43,668.00	42,668.00	36,475.45	.00	.00	-100.0%
70369534	544000	RENT&LEASE	.00	18,747.00	18,747.00	18,747.18	.00	.00	-100.0%
70369534	545000	INSURANCE	859.29	875.00	875.00	1,043.58	.00	.00	-100.0%
70369534	546000	RPR&MAINT	11,827.24	10,930.00	14,830.00	12,094.37	.00	.00	-100.0%
70369534	549002	ADVERTISIN	34.40	.00	.00	.00	.00	.00	.0%
70369534	549006	PERMIT FEE	.00	.00	1,000.00	1,000.00	.00	.00	.0%
70369534	549061	UNIFORM RE	214.50	224.00	224.00	201.63	.00	.00	-100.0%
70369534	549081	BACKGROUND	.00	.00	8.00	8.00	.00	.00	.0%
70369534	552000	MISC SUPPL	739.22	500.00	500.00	148.82	.00	.00	-100.0%
70369534	552020	GAS/OIL&LU	5,922.59	6,500.00	1,350.00	924.02	.00	.00	-100.0%
70369534	552040	TOOLS&SMI	.00	300.00	300.00	.00	.00	.00	-100.0%
70369534	552050	UNIFORMS	100.00	150.00	150.00	100.00	.00	.00	-100.0%
70369534	552051	SAFETY APP	219.26	300.00	300.00	300.00	.00	.00	-100.0%
TOTAL CONVENIENCE CENTER			138,261.97	145,409.00	162,573.00	151,217.97	.00	.00	-100.0%
70369581 CONVENIENCE CENTER									
70369581	591015	TO-GENERAL	875.00	400.00	400.00	400.00	.00	.00	-100.0%
TOTAL CONVENIENCE CENTER			875.00	400.00	400.00	400.00	.00	.00	-100.0%
70999599 RESERVES									
70999599	599001	RES CONTIN	.00	128,391.00	90,391.00	.00	.00	.00	-100.0%
70999599	599006	FRP RE-REPL EQ	.00	269,300.00	269,300.00	.00	.00	.00	-100.0%
70999599	599104	RES-INC CA	.00	13,000.00	13,000.00	.00	.00	.00	-100.0%
70999599	599900	CASH TO BE	.00	.00	289,146.00	.00	.00	.00	.0%
TOTAL RESERVES			.00	410,691.00	661,837.00	.00	.00	.00	-100.0%
TOTAL SOLID WASTE MGMT FUND			624,932.29	2,559,768.00	2,903,361.00	1,218,194.24	.00	1,460,682.00	-42.9%
71500533 WATER UTILITY SERVICES-OPS									
71500533	546533	RM-WAT SYS	25,746.50	30,000.00	28,000.00	27,995.16	.00	40,000.00	33.3%
71500533	546533	BPSPV RM-WAT SYS	.00	.00	.00	.00	.00	38,490.00	.0%
71500533	546533	CFPR RM-WAT SYS	.00	17,600.00	17,600.00	12,412.81	.00	.00	-100.0%
71500533	546533	WRW RM-WAT SYS	4,061.39	25,500.00	29,338.00	.00	.00	26,827.00	5.2%
71500533	549006	PERMIT FEE	.00	.00	.00	.00	.00	2,000.00	.0%
71500533	562002	BPS BLDG IMPRO	.00	253,760.00	254,307.00	.00	.00	254,307.00	.2%
71500533	563051	METER UPGR	.00	25,000.00	25,000.00	13,125.00	.00	25,000.00	.0%
71500533	563052	FIRE HYDR	.00	25,000.00	25,000.00	.00	.00	40,000.00	60.0%
71500533	563053	WATER-DV	.00	.00	.00	.00	.00	35,000.00	.0%

09/28/2016 12:04
6235cwo

BOARD OF COMMISSIONERS
NEXT YEAR / CURRENT YEAR BUDGET ANALYSIS

P 92
bgnyrpts

PROJECTION: 20171 2016/2017 BUDGET

FOR PERIOD 99

ACCOUNTS FOR:

WATER & SEWER FUND				2015 ACTUAL	2016 ORIG BUD	2016 REVISED BUD	2016 ACTUAL	2016 PROJECTION	2017 FINAL	PCT CHANGE	
71500533	563552	BFBM	WATER IMPV	.00	.00	.00	.00	.00	139,970.00	.0%	
71500533	563552	WHSPM	WATER IMPV	.00	.00	.00	.00	.00	104,980.00	.0%	
71500533	563552	WRW	WATER IMPV	.00	36,000.00	35,872.00	34,345.00	.00	.00	-100.0%	
71500533	563552	WTNK	WATER IMPV	.00	1,120,800.00	1,126,704.00	.00	.00	1,120,800.00	.0%	
TOTAL WATER UTILITY SERVICES				29,807.89	1,533,660.00	1,541,821.00	87,877.97	.00	1,827,374.00	19.2%	
71500535 SEWER/WASTEWATER SVCS-OPS											
71500535	531400	MHPP	PS-ENGINEE	.00	25,000.00	25,000.00	.00	.00	25,000.00	.0%	
71500535	543003		SLUDGE REM	29,300.27	28,000.00	28,000.00	28,263.38	.00	30,000.00	7.1%	
71500535	546535		RM-WW SYST	46,140.98	30,000.00	46,000.00	44,084.42	.00	80,000.00	166.7%	
71500535	546535	CFPR	RM-WW SYST	.00	8,800.00	8,800.00	6,539.00	.00	.00	-100.0%	
71500535	546535	WWBLO	RM-WW SYST	.00	.00	.00	.00	.00	11,664.00	.0%	
71500535	546535	WWIGL	RM-WW SYST	.00	.00	.00	.00	.00	41,000.00	.0%	
71500535	552401	MHPP	CHEMICALS	.00	129,600.00	129,600.00	.00	.00	140,000.00	8.0%	
71500535	563351	MHR	WW IMPRVMT	.00	181,500.00	181,500.00	143,879.80	.00	.00	-100.0%	
71500535	563551	LSSS	WW IMPROV	.00	.00	.00	.00	.00	335,000.00	.0%	
71500535	563551	MHPP	WW IMPROV	.00	33,320.00	33,320.00	.00	.00	33,320.00	.0%	
71500535	563551	WW2	WW IMPROV	.00	100,000.00	143,225.00	64,457.62	.00	100,000.00	.0%	
71500535	563551	WW4	WW IMPROV	.00	80,000.00	80,000.00	79,610.00	.00	80,000.00	.0%	
71500535	563551	WWAB	WW IMPROV	.00	.00	.00	.00	.00	315,000.00	.0%	
71500535	563551	WWBLO	WW IMPROV	.00	.00	.00	.00	.00	70,000.00	.0%	
71500535	563551	WWEB	WW IMPROV	.00	.00	.00	.00	.00	315,000.00	.0%	
71500535	563551	WWHW	WW IMPROV	.00	378,000.00	382,390.00	18,972.08	.00	337,000.00	-10.8%	
71500535	563551	WWLS	WW IMPROV	.00	1,309,680.00	1,499,264.00	26,265.10	.00	400,000.00	-69.5%	
71500535	563551	WWPIP	WW IMPROV	.00	206,000.00	207,595.00	320.95	.00	423,500.00	105.6%	
71500535	563551	WWSC	WW IMPROV	.00	403,920.00	403,920.00	.00	.00	935,760.00	131.7%	
TOTAL SEWER/WASTEWATER SVCS-				75,441.25	2,913,820.00	3,168,614.00	412,392.35	.00	3,672,244.00	26.0%	
71500536 WATER & SEWER OPERATIONS-OTHER											
71500536	512000		REG SALARY	438,042.34	464,967.00	464,967.00	443,996.06	.00	514,953.00	10.8%	
71500536	512002		SAL ON CAL	8,460.00	13,700.00	13,700.00	8,160.00	.00	12,000.00	-12.4%	
71500536	514000		OVERTIME	20,365.54	17,500.00	23,500.00	23,168.18	.00	20,000.00	14.3%	
71500536	514001	HHERM	OT-EMERGEN	.00	.00	.00	477.17	.00	.00	.0%	
71500536	521010		FICA TAXES	26,658.57	30,762.00	30,762.00	27,058.95	.00	33,911.00	10.2%	
71500536	521010	HHERM	FICA TAXES	.00	.00	.00	25.53	.00	.00	.0%	
71500536	521020		MEDICARE T	6,234.61	7,194.00	7,194.00	6,337.46	.00	7,931.00	10.2%	
71500536	521020	HHERM	MEDICARE T	.00	.00	.00	5.98	.00	.00	.0%	
71500536	522000		RETIREMENT	37,082.92	37,645.00	37,645.00	35,319.39	.00	44,600.00	18.5%	
71500536	522000	HHERM	RETIREMENT	.00	.00	.00	35.88	.00	.00	.0%	
71500536	522068		RET-GASB	-22,843.90	100,000.00	100,000.00	.00	.00	100,000.00	.0%	

09/28/2016 12:04
6235cwo

BOARD OF COMMISSIONERS
NEXT YEAR / CURRENT YEAR BUDGET ANALYSIS

P 93
bgnyrpts

PROJECTION: 20171 2016/2017 BUDGET

FOR PERIOD 99

ACCOUNTS FOR:

WATER & SEWER FUND		2015 ACTUAL	2016 ORIG BUD	2016 REVISED BUD	2016 ACTUAL	2016 PROJECTION	2017 FINAL	PCT CHANGE
71500536	523010	90,199.68	87,660.00	87,660.00	77,261.84	.00	99,257.00	13.2%
71500536	523010							
71500536	523020	.00	.00	.00	107.50	.00	.00	.0%
71500536	524010	.00	.00	3,000.00	2,965.32	.00	5,825.00	.0%
71500536	526000	11,008.88	17,765.00	17,765.00	11,600.75	.00	19,680.00	10.8%
71500536	531000	.00	25,000.00	25,000.00	.00	.00	30,897.00	23.6%
71500536	531031	7,311.00	50,000.00	50,000.00	46,934.00	.00	45,000.00	-10.0%
71500536	531035	.00	.00	250.00	80.00	.00	.00	.0%
71500536	531100	55.00	.00	238.00	63.00	.00	500.00	.0%
71500536	531400	15,670.13	25,000.00	19,600.00	15,471.50	.00	30,000.00	20.0%
71500536	531400	6,377.00	50,000.00	47,000.00	3,557.18	.00	175,000.00	250.0%
71500536	532000	.00	.00	6,000.00	.00	.00	.00	.0%
71500536	534000	.00	880.00	880.00	.00	.00	.00	-100.0%
71500536	534013	570.00	720.00	720.00	720.00	.00	720.00	.0%
71500536	534240	.00	.00	.00	.00	.00	12,000.00	.0%
71500536	540000	879.45	1,000.00	1,000.00	758.16	.00	1,000.00	.0%
71500536	541000	331.00	1,571.00	1,071.00	.00	.00	4,002.00	154.7%
71500536	542000	6,781.22	7,200.00	7,200.00	6,674.91	.00	7,200.00	.0%
71500536	543000	116.45	200.00	400.00	216.20	.00	200.00	.0%
71500536	544000	285,872.97	268,000.00	268,000.00	280,300.66	.00	300,000.00	11.9%
71500536	545000	1,334.78	6,000.00	6,000.00	4,813.73	.00	7,980.00	33.0%
71500536	546000	11,704.92	13,410.00	13,410.00	9,781.61	.00	15,000.00	11.9%
71500536	546020	24,662.20	34,000.00	29,000.00	22,582.69	.00	35,000.00	2.9%
71500536	546030	5,843.34	6,500.00	6,500.00	5,805.07	.00	6,500.00	.0%
71500536	546030	10,882.30	30,000.00	20,000.00	7,274.57	.00	30,000.00	.0%
71500536	547000	.00	.00	.00	.00	.00	660.00	.0%
71500536	549002	2,545.68	8,000.00	2,312.00	897.22	.00	5,000.00	-37.5%
71500536	549006	552.17	550.00	2,350.00	2,138.11	.00	550.00	.0%
71500536	549061	2,125.00	2,075.00	2,075.00	2,075.00	.00	75.00	-96.4%
71500536	549081	600.17	1,200.00	1,200.00	466.02	.00	1,700.00	41.7%
71500536	549112	56.00	120.00	120.00	92.50	.00	165.00	37.5%
71500536	549201	32,694.87	30,000.00	30,000.00	29,476.30	.00	38,800.00	29.3%
71500536	551000	.00	.00	2,000.00	325.00	.00	1,540.00	.0%
71500536	552000	1,171.49	1,500.00	1,500.00	1,070.30	.00	1,500.00	.0%
71500536	552020	3,636.26	5,000.00	5,000.00	2,021.03	.00	6,000.00	20.0%
71500536	552030	14,259.11	20,000.00	13,000.00	8,085.38	.00	19,500.00	-2.5%
71500536	552040	1,114.67	1,200.00	1,200.00	1,190.51	.00	1,500.00	25.0%
71500536	552050	1,398.04	1,800.00	1,800.00	1,009.06	.00	4,000.00	122.2%
71500536	552051	510.00	700.00	700.00	624.00	.00	1,000.00	42.9%
71500536	552401	1,208.72	1,300.00	1,300.00	1,247.49	.00	1,850.00	42.3%
71500536	552402	56,099.63	55,000.00	55,000.00	51,147.32	.00	55,000.00	.0%
71500536	552403	-12,766.38	7,000.00	7,000.00	920.55	.00	7,000.00	.0%
71500536	552640	890.61	2,200.00	2,200.00	1,450.46	.00	2,200.00	.0%
71500536	554000	1,638.26	2,500.00	2,500.00	1,536.26	.00	3,500.00	40.0%
71500536	554000	1,468.75	1,509.00	1,509.00	544.00	.00	3,104.00	105.7%

09/28/2016 12:04
6235cwoo

BOARD OF COMMISSIONERS
NEXT YEAR / CURRENT YEAR BUDGET ANALYSIS

P 94
bgnyrpts

PROJECTION: 20171 2016/2017 BUDGET

FOR PERIOD 99

ACCOUNTS FOR:

WATER & SEWER FUND			2015 ACTUAL	2016 ORIG BUD	2016 REVISED BUD	2016 ACTUAL	2016 PROJECTION	2017 FINAL	PCT CHANGE
71500536	555000	TRAINING	1,345.50	4,937.00	4,937.00	1,014.60	.00	8,232.00	66.7%
71500536	559110	DEPR-W&S	700,678.27	.00	.00	593,990.69	.00	.00	.0%
71500536	562002	BLDG IMPRO	.00	70,860.00	70,860.00	55,261.76	.00	70,860.00	.0%
71500536	563721	SEC SITE I	1,219.47	.00	.00	.00	.00	.00	.0%
71500536	564000	EQUIPMENT	.00	1,500.00	4,600.00	4,172.32	.00	1,720.00	14.7%
71500536	564001	FRP EQ\$5000 OG	.00	.00	.00	.00	.00	174,000.00	.0%
TOTAL WATER & SEWER OPERATIO			1,806,046.69	1,515,625.00	1,501,625.00	1,802,309.17	.00	1,968,612.00	29.9%
71500581 WATER & SEWER OPERATIONS									
71500581	591010	IND C-BOCC	53,900.00	57,800.00	57,800.00	57,800.00	.00	63,200.00	9.3%
71500581	591016	TO-G-IT	782.14	1,000.00	1,000.00	.00	.00	800.00	-20.0%
TOTAL WATER & SEWER OPERATIO			54,682.14	58,800.00	58,800.00	57,800.00	.00	64,000.00	8.8%
71500590 WATER & SEWER-NONOPERATING									
71500590	593000	R2013 N/O-INTERE	300,946.25	281,489.00	281,489.00	145,662.50	.00	261,655.00	-7.0%
71500590	595000	R2013 PRINCIPAL	.00	915,000.00	915,000.00	915,000.00	.00	930,000.00	1.6%
71500590	595009	R2013 AMOR-RLOSS	44,889.52	.00	.00	.00	.00	.00	.0%
TOTAL WATER & SEWER-NONOPERA			345,835.77	1,196,489.00	1,196,489.00	1,060,662.50	.00	1,191,655.00	-.4%
71501535 WASTEWATER IMPACT-CAPITAL									
71501535	563551	WWLS WW IMPROV	.00	50,000.00	.00	.00	.00	.00	-100.0%
TOTAL WASTEWATER IMPACT-CAPI			.00	50,000.00	.00	.00	.00	.00	-100.0%
71504536 NAU BILLING									
71504536	512000	REG SALARY	43,969.04	44,326.00	44,326.00	42,915.58	.00	45,268.00	2.1%
71504536	521010	FICA TAXES	2,656.08	2,748.00	2,748.00	2,527.97	.00	2,807.00	2.1%
71504536	521020	MEDICARE T	621.08	643.00	643.00	591.20	.00	656.00	2.0%
71504536	522000	RETIREMENT	3,170.45	3,218.00	3,218.00	3,146.87	.00	3,368.00	4.7%
71504536	523010	L & H INS	7,851.84	8,601.00	8,601.00	8,449.31	.00	8,564.00	-.4%
71504536	524010	WKRS COMP	67.82	111.00	111.00	72.49	.00	104.00	-6.3%
71504536	541000	COMMUNICAT	.00	240.00	240.00	.00	.00	250.00	4.2%
71504536	542000	FREIG/POST	18,732.57	19,500.00	19,500.00	10,860.84	.00	20,000.00	2.6%
71504536	544000	RENT&LEASE	1,128.00	1,900.00	1,900.00	1,128.00	.00	2,000.00	5.3%
71504536	546020	MAIN SVC C	10,306.66	10,341.00	10,355.00	10,355.00	.00	10,734.00	3.8%
71504536	547000	PRINT&BIND	1,603.00	7,575.00	7,575.00	4,139.20	.00	8,000.00	5.6%
71504536	549000	OT CUR CHG	1,824.00	1,825.00	1,825.00	649.00	.00	3,000.00	64.4%

09/28/2016 12:04
6235cwoo

BOARD OF COMMISSIONERS
NEXT YEAR / CURRENT YEAR BUDGET ANALYSIS

P 95
bgnyrpts

PROJECTION: 20171 2016/2017 BUDGET

FOR PERIOD 99

ACCOUNTS FOR:

WATER & SEWER FUND		2015 ACTUAL	2016 ORIG BUD	2016 REVISED BUD	2016 ACTUAL	2016 PROJECTION	2017 FINAL	PCT CHANGE
71504536	549009	35.21	400.00	386.00	13.85	.00	.00	-100.0%
71504536	551000	122.76	1,000.00	1,000.00	164.49	.00	1,000.00	.0%
71504536	552000	760.44	1,000.00	1,000.00	781.10	.00	1,500.00	50.0%
71504536	552640	62.95	750.00	750.00	31.48	.00	1,000.00	33.3%
71504536	552646	.00	.00	.00	.00	.00	11,500.00	.0%
71504536	555000	23.00	150.00	150.00	.00	.00	150.00	.0%
71504536	564000	.00	2,000.00	2,000.00	1,195.83	.00	2,000.00	.0%
TOTAL NAU BILLING		92,934.90	106,328.00	106,328.00	87,022.21	.00	121,901.00	14.6%
71999599 RESERVES								
71999599	599001	.00	190,100.00	140,011.00	.00	.00	234,100.00	23.1%
71999599	599006	.00	1,787.00	1,787.00	.00	.00	.00	-100.0%
71999599	599068	.00	150,000.00	150,000.00	.00	.00	150,000.00	.0%
71999599	599083	.00	139,970.00	139,970.00	.00	.00	.00	-100.0%
71999599	599083	.00	104,980.00	104,980.00	.00	.00	.00	-100.0%
71999599	599083	.00	436,240.00	436,240.00	.00	.00	.00	-100.0%
71999599	599104	.00	5,000.00	5,000.00	.00	.00	10,000.00	100.0%
71999599	599371	.00	363,200.00	363,200.00	.00	.00	378,640.00	4.3%
71999599	599900	.00	316,900.00	316,900.00	.00	.00	390,200.00	23.1%
71999599	599967	.00	480,982.00	484,089.00	.00	.00	.00	-100.0%
71999599	599968	.00	738,596.00	740,823.00	.00	.00	.00	-100.0%
71999599	599977	.00	180,400.00	182,213.00	.00	.00	186,280.00	3.3%
71999599	599978	.00	92,978.00	292,787.00	.00	.00	685,206.00	637.0%
TOTAL RESERVES		.00	3,201,133.00	3,358,000.00	.00	.00	2,034,426.00	-36.4%
TOTAL WATER & SEWER FUND		2,404,748.64	10,575,855.00	10,931,677.00	3,508,064.20	.00	10,880,212.00	2.9%
GRAND TOTAL		113,539,812.58	169,504,913.00	181,127,113.00	106,841,432.95	.00	188,867,047.00	11.4%

** END OF REPORT - Generated by Cindy C Wood **